

Network Rail Standards & Controls Website – External User Access (Access Package)

External Supplier Access to the new Standards & Controls website is controlled via Network Rail’s EntraID (Azure) account management.

Access to the new website will be granted using your **own** organisation’s EntraID (Azure) User account or your **own** email address.

You may request access via the Access Request link (Access Package) that will be published on the former website or that may have been emailed to you. Alternatively, use the following link:

[Access Request](#)

The Access Request need only be completed once. It will register you on Network Rail’s Entra ID account management system, after which the Standards & Controls website can be accessed via the URL advised at the end of this document. Accounts that remain inactive for 12 months will be removed.

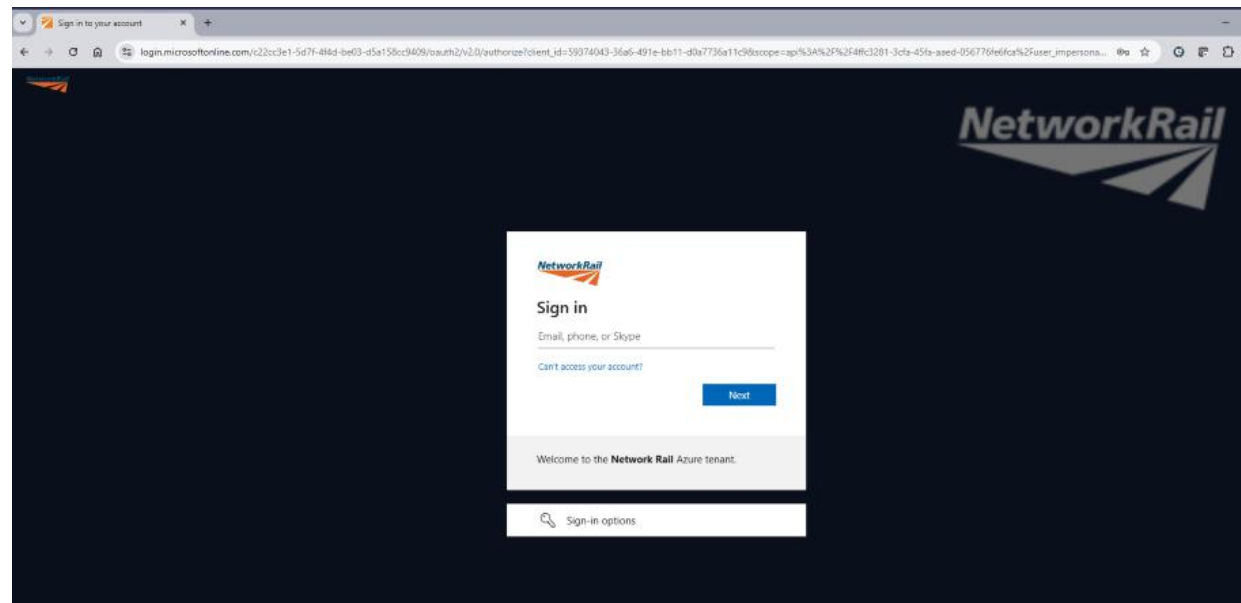
Sign In:

Use the Access Request link to access the Standards and Controls website.

You will be first prompted to sign in to **myaccess.microsoft.com** for credential verification.

Note:

Please use your own organisation’s User ID or email address — **not** the Network Rail account previously issued.



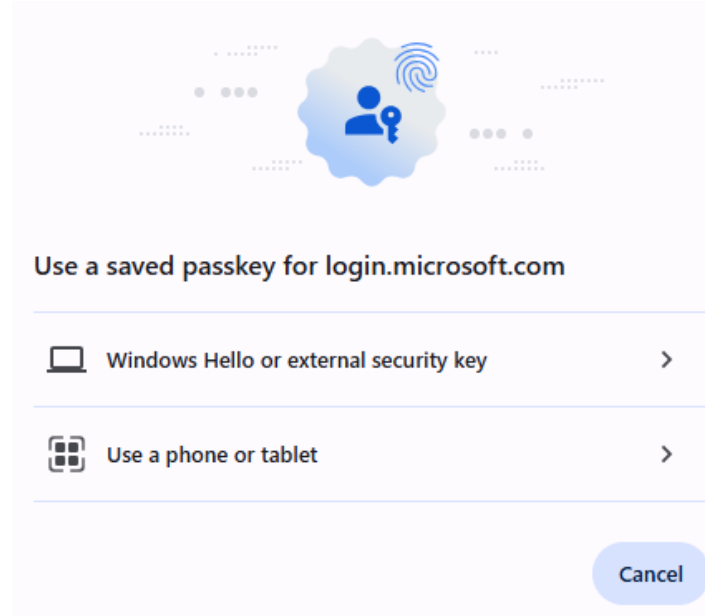
Multi Factor Authentication (MFA)

If your User ID is linked to an Azure account (EntraID), you will be prompted to authenticate using your usual multi-factor authentication (MFA) method, such as Microsoft Authenticator.

If your User ID is not associated with an Azure account, you will be asked to enter a one-time passcode (OTP) that will be sent to your email address (see the next screen).

Note:

If you have previously used Network Rail applications, you may already have Microsoft Authenticator installed. If not, you will be prompted to download and set up Microsoft Authenticator on your smart device.



One Time Passcode (OTP):

An OTP will be sent to your email.

Once received, Enter code in the Logon screen.

Click on **[Sign in]**

Note:

If you have previously authenticated with Network Rail's Azure (EntraID) account management, you may may not be prompted for an OTP.



Enter code

We just sent a code to


Enter code

Didn't receive it? Please wait for a few minutes and [try again](#).

Sign in



Approve sign in request

 Open your Authenticator app and approve the request. Enter the number if prompted.

Didn't receive a sign-in request? **Swipe down to refresh** the content in your app.

[I can't use my Microsoft Authenticator app right now](#)

[More information](#)

Welcome to the **Network Rail** Azure tenant.

Authenticator:

When prompted, open the Microsoft Authenticator app and enter the number displayed on the screen.

The **myaccess.microsoft.com** portal will then load.

Access Package:

When prompted, click on [**Continue**].

This will open the Additional questions form.

pkg-NRStandards-Prod



Request details Resources

Access Request for NR Standards Website. Once approved use the following URL with your internet browser:...

Requesting for

Myself

Or share a link to this access package:

Copy link

Continue

If you are not prompted, or if you have closed the previous screen, the **Access Packages** page will be displayed.

From the left-hand menu:

1. Expand **My Access**
2. Select **Access packages**

This will display the **pkg-NRStandards-Prod** package.

Click **Request** in the **Actions** column on the right-hand side of the screen.

Note:

Other packages may also be listed.

Ensure you select **Request** for **pkg-NRStandards-Prod**.

Name	Description	Resources	Actions
pkg-NRStandards-Prod	Access Request for NR Standards Website. Once approved use the following URL with your internet browser: https://standards.networkrail.co.uk	RR-Standards_WebApp_Prod_externaluser	Request

Access Questions:

Complete the Additional questions.

Note: Fields marked * are mandatory.

Click [**Submit request**].

If you attempt to **Request** again, the following message will be displayed:

'You already requested access to pkg-NRStandards-Prod'

Access requests will be reviewed and approved within **5 working days**.

← Additional questions ×

First name *

Wile E.

Surname *

Coyote

Phone number

Company Name *

ACME Co.

Company address *

Arizona

Country *

USA

Company Registration Number

Is your organisation already working with NR? *

Yes

Business justification *

NR Contractor

Submit request

Approved:

Once approval has been granted, you will receive an automatic email notification from Microsoft Security / Network Rail.

Note: You do **NOT** need to click on [Get started >] within this email.

If you do, it will simply launch the Access packages screen, which you can close.


Using your web browser, navigate to:

<https://standards.networkrail.co.uk>

Sign in using your own User ID or email address and complete the MFA / OTP as prompted.

We recommend saving the new website URL as a Favourite for future access.



 Azure Active Directory is now Microsoft Entra ID. [Learn More.](#)

You've received access to pkg-NRStandards-Prod

You have access to pkg-NRStandards-Prod. Get started now.

[Get started >](#)

Access start date: Now

Access end date: No end date
