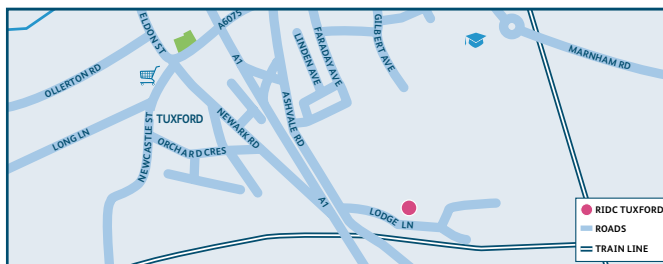


RIDC Melton
 Unit F, Melton Commercial Park
 Welby Road
 Melton Mowbray
 Leicestershire
 LE14 3JL



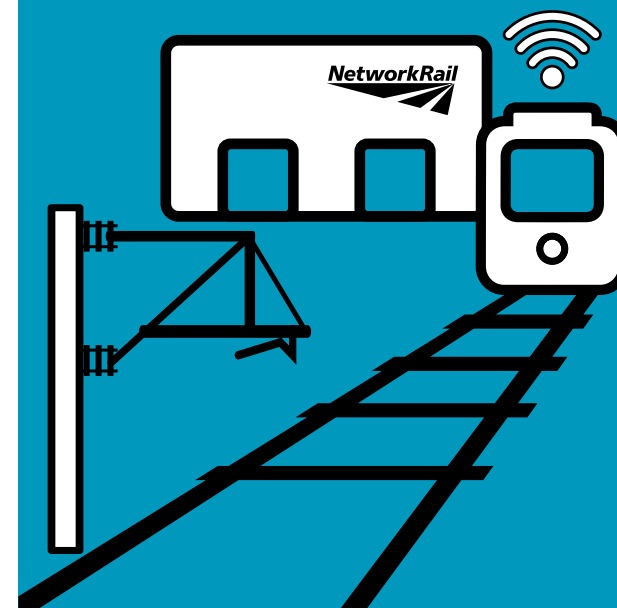
RIDC Tuxford
 Lodge Lane Industrial Estate
 Lodge Lane
 Tuxford
 Nottinghamshire
 NG22 0NL

Contact

Website: www.networkrail.co.uk/RIDC

Rail Innovation & Development Centres (RIDC)

Enabling the railway of the future



Who Are We?

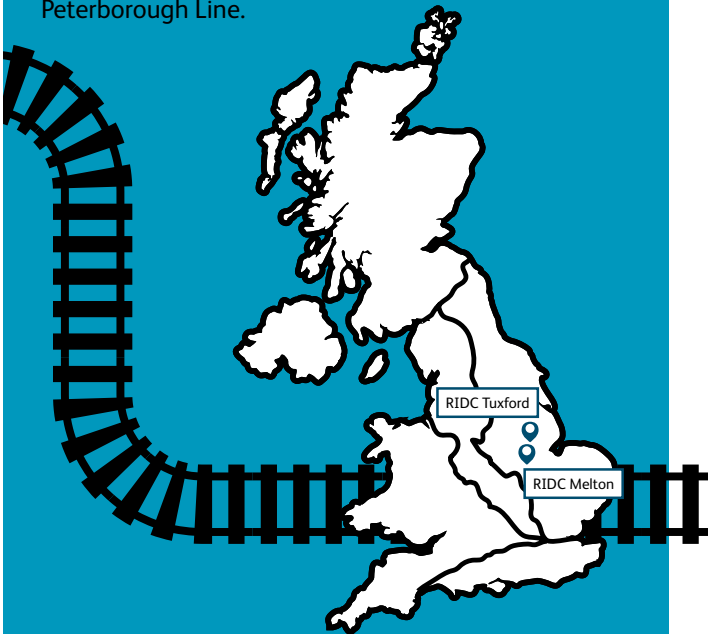
Network Rail owns and operates RIDC Melton and RIDC Tuxford. These two strategically important facilities provide a safe and reliable operational environment for the testing of new and modified rolling stock, plant, on-track machines, infrastructure, equipment, and technology.

The RIDC Team prides itself on working collaboratively to enable your testing and trialling requirements. The RIDC's are truly representative of the operational railway and include many characteristics found on the national network.

Where Are We?

RIDC Tuxford is located at Tuxford in Nottinghamshire. It is accessed off the Robin Hood Line.

RIDC Melton is located near Melton Mowbray in Leicestershire. It is accessed off the Leicester to Peterborough Line.



RIDC Melton

RIDC Melton is a purpose-built testing and trialling facility. It has been designed to support high and low speed testing of rolling stock, advanced signalling, infrastructure and equipment, telecommunications systems, new and modified technology trials, and enabling verification and validation activities.

Facilities:

- 13 mile high speed test track up to 125mph
- 4 mile low speed test track up to 60mph
- Depot with 4 workshop roads, 1 is fully pitted and 1 has lifting and jacking equipment
- Working at height equipment
- 415V shore supply
- Stabling
- Dedicated office and welfare facilities
- Ability to change infrastructure characteristics to support testing requirements

Capabilities:

- European Train Control System (ETCS)
- 25kV AC Overhead Line Equipment
- 630V DC 3rd / 4th rail
- Certified acoustic noise test site
- Maximum over cant deficiency
- Brake performance validation
- Wheel slip protection and adhesion testing
- Single/dual pantograph testing
- Rolling stock rescue and recovery
- Aerodynamic pressure pulse testing in tunnels
- GSM-R voice and data
- 5G telecommunications test bed



RIDC Tuxford

RIDC Tuxford is a facility suited to testing and validation of rolling stock, large and small plant, on-track machines, biodiversity trials, technology trials, filming, and delivery of operator training and competence assessments.

Facilities:

- 10.5 mile test track up to 75mph, 3 miles of which is double track
- Dedicated office and welfare facilities
- Sidings
- Shed
- Stabling
- Ability to change infrastructure characteristics to support testing requirements

Capabilities:

- Dummy Overhead Line Equipment
- Dummy 3rd/4th rail
- RIS-1530 test facility
- Adhesion testing
- Brake performance testing
- Wheel slip protection testing
- Drainage test facility
- Road Rail Access Points (RRAP)
- Platform



Network Rail Price List
- Test Tracks

Melton Test Track

Location	Price (£) - Per Day	Additional Information
Unit F – Maintenance Shed Road 1, 2 or 3 (25kV OLE electrified)	2,306.00	Each road is 229m in length and price is per workshop road per day. Road 1 is fully pitted. Roads 2 & 3 offer use of a fixed crane (SWL 1.8 tons).
Unit F – Maintenance Shed Road 0 (Lifting & jacking)	2,306.00	Capable of lifting 17 to 26 metre length vehicles and up to 100 tons and includes a lift Supervisor.
Test Track – Down Reversible Line (DRL) 13 miles (107mp to 120mp)	29,293.00	Maximum line speed of 125mph.
Test Track – Down Reversible Line 11 miles (107mp to 118mp)	24,787.00	Maximum line speed of 125mph and 25kV.
Test Track – Down Reversible Line 5 miles (Section A = 107mp to 112mp; or Section B = 113mp to 118mp)	12,394.00	Maximum line speed of 90mph in each 5-mile section of the DRL and 25kV.
Test Track – Up Reversible Line (URL) 4 miles (111mp to 115mp)	12,328.00	Maximum line speed of 60mph and 25kV. 630-750V DC 4 th rail available upon request.
Stabling per vehicle	300.00	Stabling is included, at no additional charge, during the period of test track hire.
ETCS National Integration Facility (ENIF) operations.	2,389.00	A minimum of 6 weeks' notice is required for this operation.

To Note:

- These prices are valid from 1st April 2026 to 31st March 2027 inclusive.
- Prices exclude traction electricity costs. This is additional to the test track price and is subject to VAT and a 5% administration charge. Melton Test Track is supplied by UK Power Reserve.
- Subject to availability workshop charges include shunting services, use of a 5-ton forklift truck and provision of operator, mobile and fixed platform for working at height, use of mess facilities, office accommodation and external car parking.
- There is no fuel (diesel) supply on site.
- Subject to availability a limited amount of stabling is available in the sidings at either Asfordby and/or Old Dalby.
- Subject to availability the test track charges include provision of drivers (depending on class of train and length of testing), use of mess facilities, office accommodation and external car parking.
- Use of the TSI Noise Test Site is additional - price upon request.
- ETCS capability is only available on the DRL, and not on the URL. Additional information on ETCS functionality on the DRL is available upon request.
- Use of the 5G testbed - price upon request.

Tuxford Test Track

Location	Price (£) – Per Day	Additional Information
Maintenance Shed	330.00	Level shed to rail height.
Sidings	824.00	Includes dummy OLE. A minimum hire of 2 days applies, see notes below.
Test Track 14 miles (13mp to 27mp)	4,614.00	Maximum line speed of 75mph, and 800 metres of dummy 3 rd rail.

To Note:

- These prices are valid from 1st April 2026 to 31st March 2027 inclusive.
- A minimum hire of 2 days applies when hiring the Sidings without the Test Track.
- There is no power supply to the maintenance shed, but subject to availability, power and lighting can be provided via a generator.
- There is no fuel (diesel) supply on site.
- Facility use includes office accommodation & car parking which are both subject to availability.
- Use of the TSI Noise Test Site is additional - price upon request.
- There is no live 25kV.
- There is no roof access.
- There is no crane.

Additional Information

For further information please contact testtracks@networkrail.co.uk or visit networkrail.co.uk/testtracks

Melton Test Track
Unit F
Melton Commercial Park
Asfordby
Nr Melton Mowbray
Leicestershire
LE14 3JL

what3words:
synthetic.squeezed.powering

Tuxford Test Track
Lodge Lane Industrial Estate
Tuxford
Nottinghamshire
NG22 0NL

what3words:
seasonal.chatters.risen