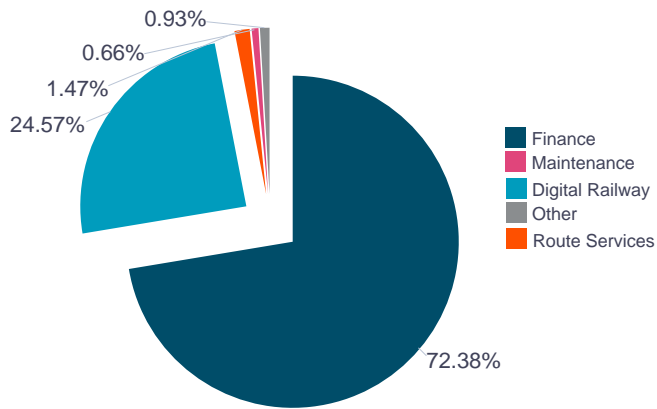


# Transparency Publication: Invoiced Spend on Telecommunications 2017-18

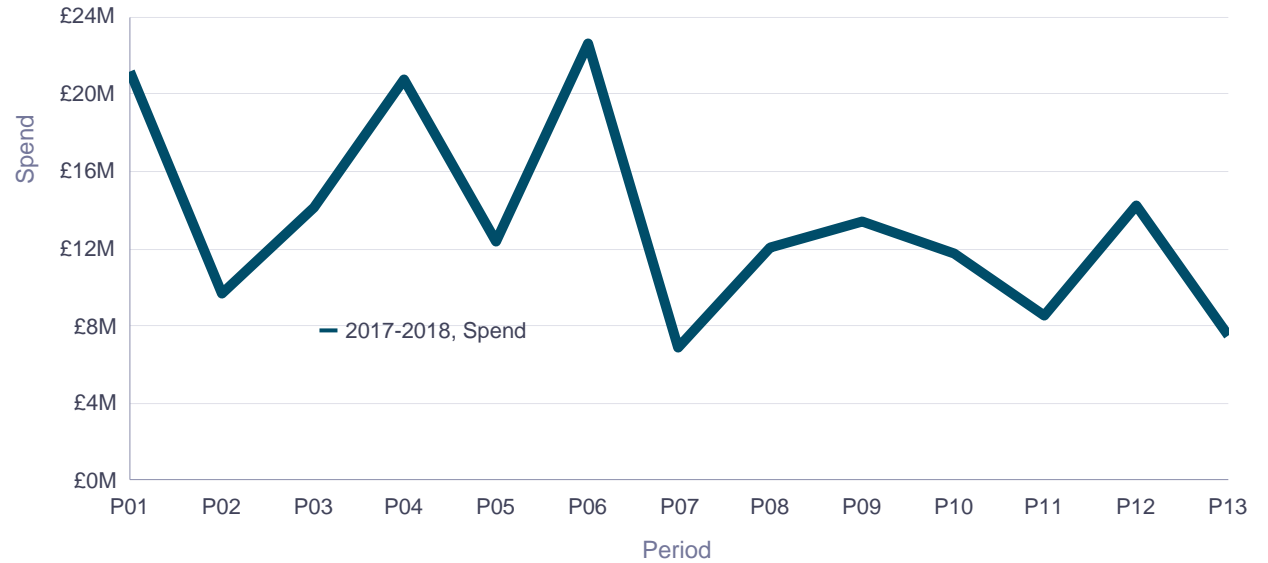
Invoiced spend on telecommunications for 2017-18. This incorporates areas such as Business telecommunications, Operational telecommunications and Maintenance.

Correct to November 2018

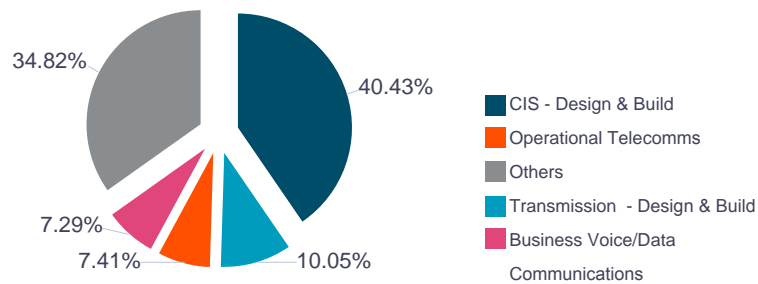
**Spend by Function**



**Spend by Period**



**Spend by Category**



**Spend by Supplier**

Supplier Name	Spend	% of Total	Cumulative %	# of Invoices
01 - Skanska Construction UK Ltd	£65,997,667.28	37.7%	37.7%	36
02 - Telefonica O2 UK Ltd	£14,176,376.51	8.1%	45.7%	130
03 - Telent Technology Services Limited	£12,544,262.94	7.2%	52.9%	332
04 - British Telecommunications plc	£11,235,548.94	6.4%	59.3%	143
05 - Kapsch CarrierCom UK Ltd	£9,918,450.76	5.7%	65.0%	55
Others	£61,382,195.99	35.0%	100.0%	5,138
<b>Grand Total</b>	<b>£175,254,502.42</b>	<b>100.0%</b>	<b>100.0%</b>	<b>5,834</b>