

# Catalogue of Network Rail Standards

NR/CAT/STP/001

ISSUE 111

02 March - 31 May 2019

Copyright © 2019 IHS Global Ltd  
Designed, Created and Published under licence from Network Rail Infrastructure Ltd.

No part of this document may be reproduced or disclosed to a third party without the written permission of IHS Global Ltd

Network Rail Infrastructure Ltd. is part of the Network Rail Group of Companies.

## i. Contacts

### Search Support Contacts

*Please note that it will help save time if you have available your System Number and Company Name.*

#### IHS Customer Care

For search queries and all other enquiries

Phone: 01344 328300 or email [customer.support@ihs.com](mailto:customer.support@ihs.com)

#### Other Information

#### Network Rail Standards Subscriptions

IHS Global Ltd

Phone: 01344 328000

#### Network Rail Standards Management

##### Publications Manager

Nicole Lockwood

Phone: 01908 782 481

#### Network Rail Standards Hard Copy Document Centre

IHS Retail

Phone: 01344 328039

Fax: 01344 328005 or email: [emeastore@ihs.com](mailto:emeastore@ihs.com)

#### Railway Group Standards

Rail Safety & Standards Board Enquiry Desk

Phone: 020 3142 5400 Website [www.rssb.co.uk](http://www.rssb.co.uk)

#### Network Rail Technical Drawings

National Records Group

Email: [nrgcivils@networkrail.co.uk](mailto:nrgcivils@networkrail.co.uk)



## Table of Contents

i.	Contacts .....	1
ii.	Guidance for Completing the Standards Challenge Application Form .....	6
iii.	Standards Challenge - Application Form .....	8
1.	Guide to Network Rail Standards and Catalogue .....	11
1.1	Quick Find – Using the Index .....	11
1.2	Network Rail Standards .....	11
1.3	Network Rail Standards Framework .....	11
1.4	Types of Network Rail Standards .....	11
1.5	Other documents associated with Network Rail Standards .....	12
1.6	The Current NR Numbering Systems .....	12
1.7	Compliance Date .....	14
1.8	Technical Specifications for Interoperability (TSIs) .....	14
1.9	Railway Group Standards .....	14
1.10	Referenced Documents .....	14
1.11	Ordering Standards, Delivery & Prices .....	15
2.	Changes in this Issue .....	17
2.1	New and Up-Issued Standards .....	17
2.3	Emergency Changes (Also Known As Letters of Instruction) .....	19
3.	Network Rail Catalogues .....	23
3.1	Network Rail Catalogues .....	23
4.	Listing of Network Rail Standards .....	25
4.1	ASSET INFORMATION .....	25
	Level 1 .....	25
	Level 2 .....	25
	Level 3 .....	25
4.2	CIVIL ENGINEERING .....	26
4.2.1	Civil Engineering .....	26
	Company Standards .....	26
	Specifications (including Procedures) .....	26
	Level 1 .....	26
	Level 2 .....	27
	Level 3 .....	31
	Guidance Notes (Including Codes of Practice) .....	35
	Special Inspection Notices .....	36
4.2.2	Railway Estates Policy & Planning .....	37
	Guidance Notes .....	37
4.3	COMMERCIAL PROPERTY .....	38
	Level 2 .....	38
4.4	COMPANY STANDARDS GROUP .....	39
	Level 2 .....	39
4.5	COMPETENCE & TRAINING MANAGEMENT .....	40
	Company Standards .....	40
	Specifications (including Procedures) .....	40
	Level 2 .....	40
	Level 3 .....	44
	Guidance Notes .....	45
4.6.	CONTRACTS & PROCUREMENT .....	46
	Level 1 .....	46
	Level 2 .....	46
	Guidance Notes .....	46
4.7	ELECTRICAL POWER .....	47
	Specifications (including Procedures) .....	47
	Product Specifications .....	53
	Level 1 .....	55
	Level 2 .....	55
	Level 3 .....	62
	Work Instructions .....	70
	Guidance Notes (including Codes of Practice) .....	71
	Special Inspection Notices .....	74
4.8	ENVIRONMENT .....	75
	Company Standards .....	75
	Specifications (including Procedures) .....	75
	Level 1 .....	75
	Level 2 .....	75
	Level 3 .....	76
	Guidance Notes (including Codes of Practice) .....	76

## Table of Contents

4.9	ERGONOMICS	77
	Specifications (including Procedures)	77
	Level 2	77
4.10	FIRE SAFETY POLICY	78
	Level 1	78
	Level 3	78
4.11	INFORMATION MANAGEMENT	79
	Level 1	79
	Level 2	79
	Level 3	80
	Guidance Notes	81
4.12	INFRASTRUCTURE MAINTENANCE	82
	Level 2	82
	Level 3	83
	Guidance Notes	97
	Special Inspection Notices	97
4.13	INTEGRATED RISK	98
	Level 1	98
	Level 2	98
4.14	INVESTMENT PROJECTS	99
	Standard Functional Procedures	99
	Level 1	99
	Level 2	99
	Level 3	101
	Guidance Notes	104
4.15	LEVEL CROSSINGS	106
	Level 1	106
	Level 2	106
	Special Inspection Notices	106
4.16.1	NATIONAL DELIVERY SERVICE	108
	Level 2	108
	Level 3	108
4.16.2	SUPPLY CHAIN OPERATIONS	109
	Level 2	109
	Level 3	109
4.17.1	OPERATIONS & CUSTOMER SERVICES	112
	Level 2	112
4.17.2	OPERATIONS PRINCIPLES & STANDARDS	113
	Company Standards	113
	Level 1	113
	Level 2	113
	Level 3	115
	Guidance Notes	117
4.18	RAIL MOUNTED VEHICLE & PLANT	118
	Specifications (including Procedures)	118
	Product Specifications	118
	Level 1	118
	Level 2	118
	Level 3	121
	Guidance Notes (including Codes of Practice)	123
4.19	SAFETY & COMPLIANCE	124
4.19.1	Accident Investigation	124
	Level 2	124
	Level 3	124
4.19.2	Assurance	125
	Level 2	125
4.19.3	Health & Safety Systems	125
	Company Standards	125
	Level 1	125
	Level 2	125
4.19.4	Occupational Health & Safety	126
	Company Standards	126
	Specifications (including Procedures)	126
	Level 1	126
	Level 2	127
	Level 3	130
	Guidance Notes	130

## Table of Contents

4.20	SIGNAL ENGINEERING .....	131
	Specifications (including Procedures) .....	131
	Product Specifications .....	135
	Level 1 .....	137
	Level 2 .....	137
	Level 3 .....	154
	Work Instruction .....	162
	Guidance Notes (including Codes of Practice) .....	162
	Special Inspection Notices .....	168
4.21	SYSTEM ENGINEERING .....	170
4.21.1	Engineering Programme Management .....	170
	Level 1 .....	170
	Level 2 .....	170
	Level 3 .....	170
4.21.3	Railway System Engineering .....	171
	Level 2 .....	171
4.22	TELECOMS ENGINEERING .....	172
	Company Standards .....	172
	Specifications .....	172
	Product Specifications .....	172
	Level 1 .....	174
	Level 2 .....	174
	Level 3 .....	182
	Work Instructions .....	184
	Guidance Notes (including Codes of Practice) .....	185
	Special Inspection Notices .....	186
4.23	TRACK ENGINEERING .....	187
	Specifications (including Procedures) .....	187
	Product Specifications .....	189
	Level 1 .....	191
	Level 2 .....	191
	Level 3 .....	195
	Work Instructions .....	207
	Guidance Notes .....	207
	Special Inspection Notices .....	215
4.24	Documents Archived in the Last 15 Months .....	216
	Historic 12/17 .....	216
	Historic 03/18 .....	216
	Historic 06/18 .....	217
	Historic 09/18 .....	218
	Historic 12/18 .....	218



12<sup>th</sup> March 2018

Dear Subscriber

### **Challenging Network Rail Standards**

The aim of Network Rail's standards is to achieve a safe, high performing and cost efficient railway system. We know, however, that they are often seen as overly complex and adding unnecessary cost. Our Transformation Plan and response to the Hansford Review identified opportunities to improve by encouraging our suppliers and other stakeholders to proactively challenge our standards to increase innovation and creativity and to reduce costs.

At the end of March 2018 we will be introducing a new process that will enable suppliers and other stakeholders to raise a challenge to a standard where they consider it to be incorrect, not enable the application of best practice, or drive increased cost without comparable benefit. Suppliers and other stakeholders will be able to challenge a standard by completing an application form that will be made available on the websites that host our standards. When reviewing any challenge received we will conduct a rigorous impact assessment across a broad range of output capabilities such as safety, performance, environment and compatibility to make sure the capabilities are not compromised.

Following launch of the process we will be progressively introducing appropriate incentives to encourage challenge to our standards, for example, through providing our corporate recognition of successful applications and within future procurement contracts focusing on the early design stages. As the scope covers our whole portfolio of policies, standards, processes and specifications, including initiating dialogue with RSSB in relation to Railway Group and Industry Standards, we are looking forward to seeing the constraints that can be unlocked and the opportunities that will be enabled through successful challenges to our standards.

For more information please contact: [standardsmanagement@networkrail.co.uk](mailto:standardsmanagement@networkrail.co.uk)

Yours sincerely

Brian Tomlinson  
Chief Systems Assurance Engineer  
Safety, Technical & Engineering

## Guidance for Completing the Standards Challenge Application Form

The standards challenge application form can be used to submit a challenge to a Network Rail standard, policy, rule, specification, business process or work instruction that is considered to: (i) be incorrect; (ii) not enable the application of modern/best practice; or (iii) drive increased cost without comparable benefit. The form can also be used to initiate dialogue with Network Rail regarding a potential challenge to Technical Standards for Interoperability, Group Standards or Rail Industry Standards.

The form is relatively straightforward to complete. The **PURPLE TEXT** in the form is intended to provide further guidance or examples relating to the information requested and should be overwritten or deleted if the form field is not used.

**Standards Challenge – Application Form**

Please complete this form to submit a challenge to a Network Rail standard, policy, rule, specification, business process or work instruction currently available via either the IHS or SAI websites or internally via Network Rail's intranet site (Connect) that is considered to: (i) be incorrect; (ii) not enable the application of modern/best practice; or (iii) drive increased cost without comparable benefit. This form can also be used to initiate dialogue with Network Rail regarding a potential challenge to Technical Standards for Interoperability, Group Standards or Rail Industry Standards. See guidance note for more detail on how to complete this form. For further advice relating to standards please contact: [standardsmanagement@networkrail.co.uk](mailto:standardsmanagement@networkrail.co.uk)

**1. Applicant Details**

Applicant Name	PURPLE TEXT provides guidance for completing the form and should be overwritten or deleted if the form field is not used.
Position	
Company/Organisation	
Email address	
Telephone Number	
Postal Address including Post Code	
Date form completed	dd-mmm-yyyy format e.g. 01-Apr-2018
Status of applicant	Are you applying on behalf of your company/organisation? If applying on behalf of another party please explain further.

**2. Project Details (if applicable)**

Is this challenge in connection with an existing project?	Enter Yes or No. If No please progress to Section 3 of this form.
If so what is the name of the project?	Enter Programme or Project Name and any other relevant details including Project Number if known.
Current project GRIP Stage	Enter current project GRIP stage number (1 to 6).
Who is the Principal Contractor for the project?	Enter the name of the Principal Contractor and also your company's relationship to the Principal Contractor.
Who is the primary Network Rail contact for the project?	Enter the name the Network Rail Project Engineer, Project Manager or other key contact details.
Are they aware and supportive of this application?	Enter Yes or No and provide more details where necessary.
Are there any other key contacts that need to be kept informed of this application?	Enter names and contact details e.g. relevant Route Asset Manager.
Is this application project delivery or time sensitive?	Enter Yes or No. If Yes please explain why including key dates.

**3. Confidentiality**

Should this application be treated as confidential?	Enter Yes or No.
If so please provide further details	Please detail the nature of the sensitivity and any limitations on sharing with others e.g. intellectual property.

**4. Details of the Challenge**

Which standard does the challenge relate to?	Enter standard reference number, issue date and title.
Which clause/requirement does this challenge relate to?	Enter relevant clause/requirement number(s) or enter 'General' if it relates to the whole standard.
What is the nature of the challenge?	Provide details of what specifically is being challenged and why e.g. does not reflect latest practice, alternative approach.
What is being proposed?	Provide details as to how the standard should be amended/updated.
Does the challenge relate to a specific geographic area?	If so, provide further details e.g. applicable location(s), line(s) or Network Rail Route(s). If not, enter 'National application'.
What would be the key benefits of the proposal?	Outline the key benefits of the proposal - to be expanded upon in Section 5 of this form.
What is the potential scale of the proposed change?	For example, is it a project specific application, and/or does it have potential national application. The answer to this question is key to enable the potential overall impact to be assessed.
What could be involved in modifying the standard including any supporting material/resources?	For example, time, production cost, specialist resources required, training material or training development/delivery cost.

Form ID: STDCHAL-APP-A Version: 1 Date: March 2018 Page 1 of 2

Section 1 is used to capture the applicant details.

Section 2 is to ascertain whether or not the application is being made in connection with an existing or forthcoming project and if so capture the relevant details.

Section 3 asks whether the application needs to be treated as confidential. If not, details of the application may be made available to other parties so they have visibility of the challenges that are being raised, or to provide examples of good practice.

Section 4 is focussed on the heart of the challenge seeking details of what is being proposed, why and the benefits it may bring? There are some key questions in this section that will help with further evaluation. It particular the question relating to the potential scale of application is seeking to identify if it is a project specific application and/or whether it could have potential national application. For example could it impact large quantity and/or high cost items such as electrification, track, structure, plant or signalling assets? This section also seeks information on what could potentially be involved in modifying the standard and any subsequent impact on training.

5. Preliminary Impact Assessment	
What is the potential impact of the proposal on:	Please include both <b>positive</b> and <b>negative</b> impacts as appropriate. Try to quantify and provide further explanation/rationale where possible such that the overall impact can be evaluated e.g. cost per year, cost per asset, and potential number of assets within scope. Also consider and detail the potential timescales for realisation of the impact. Enter 'None' if no impact or 'Not known' if impact not known.
Legislative Compliance	For example any positive or negative impact on compliance.
Health and Safety	For example train accident risk, station safety, workforce safety and/or public safety. Is it possible to estimate in terms of Fatality & Weighted Injuries (FWI) or Lost Time Injuries per year?
Security	For example physical/personal or cyber/data/information security.
Environment and Sustainability	For example energy consumption, noise or waste.
Customer Experience	For example journey time, capacity (frequency and quantum of services) or passenger/traffic flow.
People	For example impact on Network Rail or supplier roles such as resource levels, engagement or working conditions.
Other Stakeholders	For example train operators, station operators, railway neighbours, trade unions or other companies/suppliers.
Industry or Corporate Reputation	For example public government or regulator perception.
Operational Performance and Asset Reliability	For example Public Performance Measure (PPM), Service Affecting Failures, Delay per Incident.
Productivity and/or Project Delivery Timescales	For example, efficiency such as production rate or start/finish timescales.
Compatibility	For example train infrastructure interfaces, future equipment compatibility.
Quality and Provision/Receipt of Assurance	For example quality of materials or work undertaken, improved assurance.
Asset Life	For example, maintenance, refurbishment, and/or renewal interval.
Equipment, Systems or Processes	For example IT systems, processes or equipment required.
Development and Design Costs	Include any costs associated with modifying the standards from Section 4.
Manufacturing and/or Material Costs	For example sourcing, processing and/or supply.
Implementation Costs including Training	For example construction, testing or commissioning. Include any costs associated with training development and delivery from Section 4.
Operations and Maintenance Costs	Consider resource/material costs including supporting business processes. Identify impact on annual and/or life cycle cost.
Renewal/Replacement and/or Disposal Costs	Consider renewal interval and form of disposal e.g. reuse or recycling.
Any potential Cost Avoidance or Opportunity Cost?	If so, provide further details - qualitative or quantitative.
Other	Please expand if required.

6. Risks, Assumptions, Issues and Dependencies	
What are the key risks and potential mitigation measures?	These are the key risks that could be experienced during or following implementation of the proposed change and their potential mitigation measures.
Are there any assumptions, issues or dependencies?	Please identify any relevant to this application.

7. Further Information	
Additional Information	Please provide any additional information that would assist in reviewing this application.

Please send the completed form, together with any relevant attachments to: [standardsmanagement@networkrail.co.uk](mailto:standardsmanagement@networkrail.co.uk)

Privacy Notice: Individuals whose personal data is processed have the right to access their data and the right to ask for their data to be amended (for example, if it is inaccurate). Personal data will not be transferred outside Network Rail and will not be transferred outside the European Economic Area.

8. Standards Management Team Use Only	
Date application received	dd-mm-yyyy format e.g. 01-Apr-2018
Initial quality check undertaken by	Enter name
Initial quality check date	dd-mm-yyyy format e.g. 01-Apr-2018
Entered in to monitoring system by	Enter name
Date entered in to monitoring system	dd-mm-yyyy format e.g. 01-Apr-2018
Reference Number assigned in monitoring system	STDCH-000000

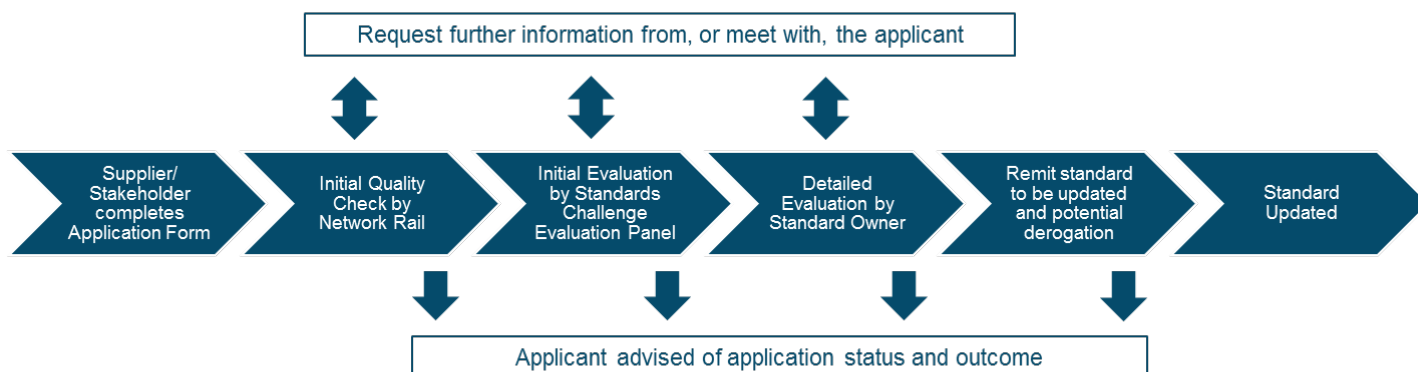
Form ID: STDCHAL-APP-A Version: 1 Date: March 2018 Page 2 of 2

Section 5 is equally important. It lists a range of output capabilities and is asking the applicant to provide their view on whether these would be positively or negatively impacted if the challenge were to be accepted and to provide details of the expected scale of the change – seeking quantification, particularly costs, where possible. Where items have been quantified this will assist in evaluation of the business case for change (benefits vs. cost). For benefits please indicate the timescales within which they could expect to be realised. Where there is considered to be no positive or negative impact please enter 'None'. If the impact is not known, for example if the applicant does not have sufficient knowledge of maintenance costs, please write 'Not known' or provide a qualitative response.

Section 6 requires the key risks to be identified that could be experienced during, or following, implementation of the proposed change and their potential mitigation measures.

Section 7 is available to reference any supporting information that is to be submitted with the application.

The completed form and supporting information should be sent to [standardsmanagement@networkrail.co.uk](mailto:standardsmanagement@networkrail.co.uk) and the application will follow the process below.



# Standards Challenge – Application Form

Please complete this form to submit a challenge to a Network Rail standard, policy, rule, specification, business process or work instruction currently available via either the IHS or SAI websites or internally via Network Rail's intranet site (Connect) that is considered to: (i) be incorrect; (ii) not enable the application of modern/best practice; or (iii) drive increased cost without comparable benefit. This form can also be used to initiate dialogue with Network Rail regarding a potential challenge to Technical Standards for Interoperability, Group Standards or Rail Industry Standards. See guidance note for more detail on how to complete this form. For further advice relating to standards please contact: [standardsmanagement@networkrail.co.uk](mailto:standardsmanagement@networkrail.co.uk)

## 1. Applicant Details

Applicant Name	PURPLE TEXT provides guidance for completing the form and should be overwritten or deleted if the form field is not used.
Position	
Company/Organisation	
Email address	
Telephone Number	
Postal Address including Post Code	
Date form completed	dd-mmm-yyyy format e.g. 01-Apr-2018
Status of applicant	Are you applying on behalf of your company/organisation? If applying on behalf of another party please explain further.

## 2. Project Details (if applicable)

Is this challenge in connection with an existing project?	Enter Yes or No. If No please progress to Section 3 of this form.
If so what is the name of the project?	Enter Programme or Project Name and any other relevant details including Project Number if known.
Current project GRIP Stage	Enter current project GRIP stage number (1 to 8).
Who is the Principal Contactor for the project?	Enter the name of the Principal Contractor and also your company's relationship to the Principal Contractor.
Who is the primary Network Rail contact for the project?	Enter the name the Network Rail Project Engineer, Project Manager or other key contact details.
Are they aware and supportive of this application?	Enter Yes or No and provide more details where necessary.
Are there any other key contacts that need to be kept informed of this application?	Enter names and contact details e.g. relevant Route Asset Manager.
Is this application project delivery or time sensitive?	Enter Yes or No. If Yes please explain why including key dates.

## 3. Confidentiality

Should this application be treated as confidential?	Enter Yes or No.
If so please provide further details	Please detail the nature of the sensitivity and any limitations on sharing with others e.g. intellectual property.

## 4. Details of the Challenge

Which standard does the challenge relate to?	Enter standard reference number, issue date and title.
Which clause/requirement does this challenge relate to:	Enter relevant clause/requirement number(s) or enter 'General' if it relates to the whole standard.
What is the nature of the challenge?	Provide details of what specifically is being challenged and why e.g. does not reflect latest practice, alternative approach.
What is being proposed?	Provide details as to how the standard should be amended/updated.
Does the challenge relate to a specific geographic area?	If so, provide further details e.g. applicable location(s), line(s) or Network Rail Route(s). If not, enter 'National application'.
What would be the key benefits of the proposal?	Outline the key benefits of the proposal - to be expanded upon in Section 5 of this form.
What is the potential scale of the proposed change?	For example, is it a project specific application, and/or does it have potential national application. The answer to this question is key to enable the potential overall impact to be assessed.
What could be involved in modifying the standard including any supporting material/resources?	For example, time, production cost, specialist resources required, training material or training development/delivery cost.

## 5. Preliminary Impact Assessment

What is the potential impact of the proposal on:	Please include both <u>positive</u> and <u>negative</u> impacts as appropriate. Try to quantify and provide further explanation/rationale where possible such that the overall impact can be evaluated e.g. cost per year, cost per asset, and potential number of assets within scope. Also consider and detail the potential timescales for realisation of the impact. Enter 'None' if no impact or 'Not known' if impact not known.
Legislative Compliance	For example any positive or negative impact on compliance.
Health and Safety	For example train accident risk, station safety, workforce safety and/or public safety. Is it possible to estimate in terms of Fatality & Weighted Injuries (FWI) or Lost Time Injuries per year?
Security	For example physical/personal or cyber/data/information security.
Environment and Sustainability	For example energy consumption, noise or waste.
Customer Experience	For example journey time, capacity (frequency and quantum of services) or passenger/traffic flow.
People	For example impact on Network Rail or supplier roles such as resource levels, engagement or working conditions.
Other Stakeholders	For example train operators, station operators, railway neighbours, trade unions or other companies/suppliers.
Industry or Corporate Reputation	For example public, government or regulator perception.
Operational Performance and Asset Reliability	For example Public Performance Measure (PPM), Service Affecting Failures, Delay per Incident.
Productivity and/or Project Delivery Timescales	For example, efficiency such as production rate or start/finish timescales.
Compatibility	For example train infrastructure interfaces, future equipment compatibility.
Quality and Provision/Receipt of Assurance	For example quality of materials or work undertaken, improved assurance.
Asset Life	For example, maintenance, refurbishment, and/or renewal interval.
Equipment, Systems or Processes	For example IT systems, processes or equipment required.
Development and Design Costs	Also include any costs involved in modifying the standards from Section 4.
Manufacturing and/or Material Costs	For example sourcing, processing and/or supply.
Implementation Costs including Training	For example construction, testing or commissioning. Include any costs associated with training development and delivery from Section 4.
Operations and Maintenance Costs	Consider resource/material costs including supporting business processes. Identify impact on annual and/or life cycle cost.
Renewal/Replacement and/or Disposal Costs	Consider renewal interval and form of disposal e.g. reuse or recycling.
Any potential Cost Avoidance or Opportunity Cost?	If so, provide further details - qualitative or quantitative.
Other	Please expand if required.

## 6. Risks, Assumptions, Issues and Dependencies

What the key risks and potential mitigation measures?	These are the key risks that could be experienced during or following implementation of the proposed change and their potential mitigation measures.
Are there any assumptions, issues or dependencies?	Please identify any relevant to this application.

## 7. Further Information

Additional information	Please provide any additional information that would assist in reviewing this application.
------------------------	--

Please send the completed form, together with any relevant attachments to: [standardsmanagement@networkrail.co.uk](mailto:standardsmanagement@networkrail.co.uk)

**Privacy Notice:** Individuals whose personal data is processed have the right to access their data and the right to ask for their data to be amended (for example, if it is inaccurate). Personal data will not be transferred outside Network Rail and will not be transferred outside the European Economic Area.

## 8. Standards Management Team Use Only

Date application received	dd-mmm-yyyy format e.g. 01-Apr-2018
Initial quality check undertaken by	Enter name
Initial quality check date	dd-mmm-yyyy format e.g. 01-Apr-2018
Entered in to monitoring system by	Enter name
Date entered in to monitoring system	dd-mmm-yyyy format e.g. 01-Apr-2018
Reference Number assigned in monitoring system	STDCHAL-000000



# **Guide to Network Rail Standards and Catalogue**

# 1. Guide to Network Rail Standards and Catalogue

## 1. Guide to Network Rail Standards and Catalogue

Welcome to the Catalogue of Network Rail Standards.

This document is intended as a guide to Network Rail Standards, current, as of the date of publication.

It does not include historic records, although a simple 15 month archive listing of withdrawals and supersessions is maintained for your convenience.

Whilst we endeavour to keep this content up-to-date from the information provided to us by Network Rail, IHS Markit cannot be held responsible for any errors or omissions.

The content of this catalogue is divided into the following sections:

<b>Section 1</b>	Is this Guide to Contents. It gives the user general information on Network Rail Standards, TSIs and Railway Group Standards.
<b>Section 2</b>	Lists the changes to Standards in this issue of the catalogue
<b>Section 3</b>	Is the listing of Network Rail Catalogues
<b>Section 4</b>	Is the listing of Network Rail Standards by Steering Group
<b>Archive</b>	Contains a simple list of documents withdrawn in last 15 months
<b>Index</b>	Index to this Catalogue

### 1.1 Quick Find – Using the Index

If you have a document of which you want to find the status, the quickest way to find your document is to look in the Index. All current standards are listed along with the page number where you will find more information on that document.

### 1.2 Network Rail Standards

“Network Rail standards” is the generic term for the documents that specify requirements and provide guidance directed towards securing the safe and efficient operation of the rail infrastructure. They support the overall company assurance system by specifying how Network Rail controls its principal health and safety risks, and how the organisation complies with Technical Specifications for Interoperability (TSIs), domestic legislation, Railway Group Standards and Network Rail Business Critical Rules.”

### 1.3 Network Rail Standards Framework

The standards framework, detailed in NR/L2/EBM/STP001, is designed to enable Network Rail Standard Owners to:

- develop requirements that are designed to control and/or help mitigate against identified safety and business risks;
- align those requirements (risk controls) to the relevant asset management lifecycle stages; and
- describe those requirements within a hierarchy of Network Rail standards.

NOTE 1: A standard might not be needed if there are no identified risks to be controlled.

NOTE 2 The Bow-Tie risk methodology may be used to identify risks and their controls.

### 1.4 Types of Network Rail Standards

A Network Rail standard shall be classified as either:

- a) mandatory:
  - 1) Level 1;
  - 2) Level 2;
  - 3) Level 3;
- b) (non-mandatory)
  - Guidance Note

#### NOTES

- Level 1, Level 2 and Level 3 standards are monitored for compliance on the Network Rail non-compliance database.
- Level 1 Network Rail standards shall specify the organisation's objectives, goals, strategies and policy requirements.
- Level 1 standards provide the framework for business processes, assurance systems and controls specified at Level 2.
- Examples of Level 1 standards include Asset Management Policies and the Network Rail Drugs and Alcohol Policy.
- Level 2 Network Rail standards shall specify “what” is to be achieved.
- Level 2 standards outline business processes, assurance systems and controls. They provide the minimum requirements against which Level 3 processes can deliver.
- Examples of Level 2 standards are specifications, process requirements and product specifications.
- Level 3 Network Rail standards shall specify the “how to” tasks to be followed in order to deliver requirements specified in Level 2 standards.
- Examples of Level 3 standards are work instructions and process instructions.
- Guidance Notes shall provide guidance based on best practice.
- Guidance Notes are non-mandatory and are not monitored for compliance.

# 1. Guide to Network Rail Standards and Catalogue

## 1.5 Other documents associated with Network Rail Standards

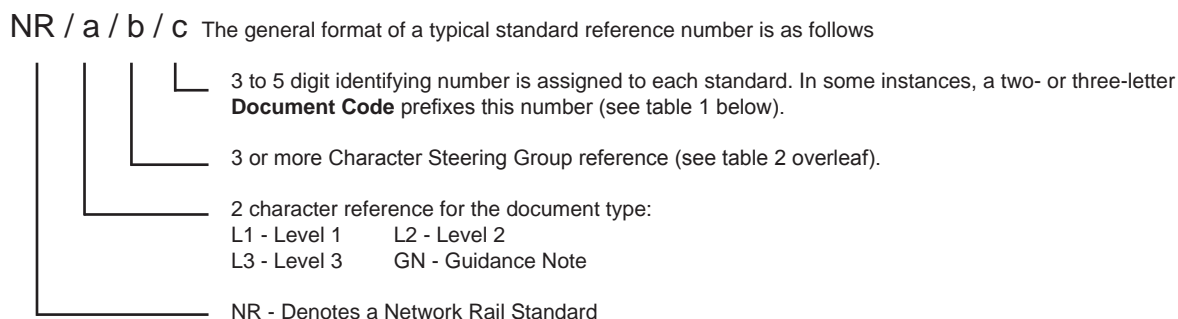
Other documents that are associated with Network Rail Standards are listed below, though not all types are included in this catalogue:

<b>Letter of Instruction</b>	Document directly linked to an existing Network Rail standard, authorised by a Professional Head, that is used to issue mandatory instructions where there is an emergency need not otherwise covered. The Letter of Instruction process is specified in NR/L2/EBM/STP001.
<b>Notice Board</b>	Briefing documents, intended to improve the circulation of information on signalling and associated topics. Enabling the quick briefing of information on incidents, new products, and general information. The contents of Notice Boards are for guidance only and are contained within NR/L2/SIG/11120.
<b>Technical Instruction</b>	A document that details a mandatory specific additional requirement or amplification of one or more requirements in an existing signal engineering company standard.
<b>Permanent Way Special Instruction (PWSI)</b>	A particular form of specification issued by Track Engineering.
<b>Signalling Technical Advice Notice (SIGTANS)</b>	The method by which Network Rail advises its own engineers and contractors about changes to signalling equipment and signalling equipment in service. The requirements of SIGTANS are mandatory. Alternative practices may be accepted where they can be demonstrated to be as good or better than the contents of the SIGTAN.
<b>Signalling Workshop Engineering Notices (SIGWENS)</b>	The method by which Network Rail advises suppliers about additional or revised processes required in the manufacture, repair or servicing of signalling equipment before it is released for use on Network Rail signalling infrastructure. The requirements of these documents are mandatory.
<b>Special Inspection Notices (SINS)</b>	A Letter of Instruction, mandated by Network Rail standard, NR/L2/CSG/10072 Special Inspection Notices, used when defects in control systems or telecommunications are identified that might create a hazard.

## 1.6 The Current NR Numbering Systems

### 1.6.1 NR Numbering System in the New Framework (by Standard Level and Steering Group)

The numbering system in the new framework uses the standard level (L1, L2, L3, or GN) and Steering Group to create a unique and logical reference number.



**Table 1 - Document Codes**

These 2- or 3-letter codes may prefix certain document numbers

Code	Meaning	Code	Meaning
CI	Civils	PG	Program Group
CP	Core Procedure	SE	Safety
EN	Environment	SG	Signalling
EP	Electrical Power	SPC	Signalling, Power & Communications
ME	Mechanical & Electrical Engineering	TE	Telecomms
MG	Management / General	TK	Track
PL	Planning		

# 1. Guide to Network Rail Standards and Catalogue

**Table 2a - Steering Group Codes (From Issue 76)**

This table shows the main steering groups with standards listed in this catalogue (from Issue 76) and the sub groups they cover

Standards Steering Group	Reference	Standards Steering Group	Reference
Asset Information	ADG/AIF	Integrated Risk	RSK
Civils Engineering	CIV	Investment Projects	INI
Commercial Property	PRO	Level Crossings <sup>#</sup>	XNG
Company Standards Group <sup>*</sup>	CSG	National Delivery Service	NDS
Competence & Training	CTM	National Supply Chain	NSC/SCO <sup>@</sup>
Contracts & Procurement	CPR	Operations & Customer Services	OCS/OPS
Electrical Power	ELP	Rail Mounted Vehicle & Plant	RMVP
Environment	ENV	Safety & Compliance	INV/OHS/HSS
Ergonomics	ERG	Signals	SIG
Fire Safety Policy	FIR	System Engineering	EBM/RSE
Information Management	INF	Telecoms	TEL
Infrastructure Maintenance	MTC	Track	TRK

<sup>\*</sup> New at Issue 99, <sup>#</sup> New at Issue 100, <sup>@</sup> New at Issue 106

**Table 2b - Steering Group Codes (Up to Issue 75)**

This table shows the main steering groups with standards listed in this catalogue (up to Issue 75) and the sub groups they cover

Steering Group	Ref. Code	Steering Group	Ref. Code
ENGINEERING PROGRAMME MANAGEMENT		NATIONAL DELIVERY SERVICE	NDS
Acceptance	ACC	OPERATIONS & CUSTOMER SERVICES	
Engineering Programme Management	EBM/AMG/BUS	Operations & Customer Services	OCS
Standards Management	STP	Security Specialist	SEC
CIVIL ENGINEERING		OPERATIONS, PRINCIPLES & STANDARDS	OPS
Civil Engineering	CIV	RAIL MOUNTED VEHICLES & PLANT	RVE/RMVP
Fire Safety Policy	FIR	RAILWAY SYSTEMS ENGINEERING	
Railway Estates Policy & Planning	RSE	Railway Systems Engineering	RSE
COMMERCIAL PROPERTY	PRO	RISK & PROGRAMME CONTROL	RSK
COMPETENCE & TRAINING	CTM	SAFETY & COMPLIANCE	
CONTRACTS & PROCUREMENT		Accident Investigation	INV
Contracts & Procurement	CON/CPR	Assurance	ASR
Supplier Accreditation		Health & Safety Systems	RSC/HSS
ELECTRICAL POWER	ELP	Occupational Health & Safety	OHS
ENVIRONMENT	ENV	Safety and Compliance	SAF
ERGONOMICS	ERG	SIGNAL ENGINEERING	SIG
INFORMATION MANAGEMENT	INF	TELECOMS ENGINEERING	TEL
INFRASTRUCTURE INVESTMENT	INI	TRACK ENGINEERING	TRK
INFRASTRUCTURE MAINTENANCE	MTC		

# 1. Guide to Network Rail Standards and Catalogue

## 1.6.2 Previous NR Numbering System (by Document Type and Discipline Name)

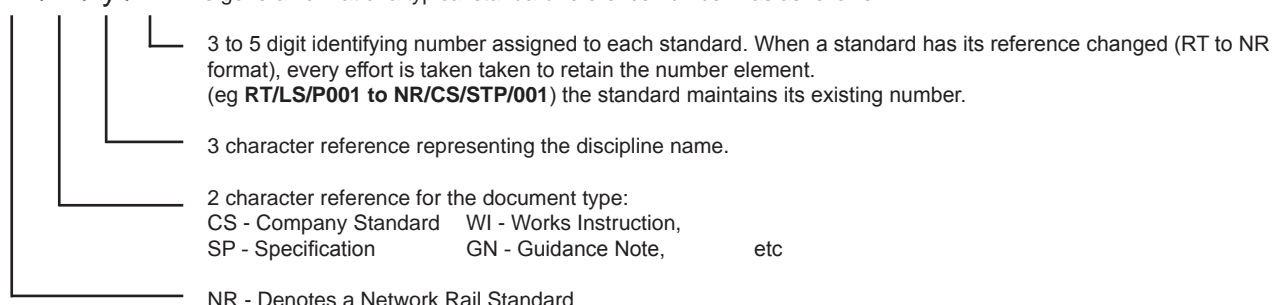
The numbering system introduced in June 2005 used a document type and discipline name to create a reference number. This numbering system has been superseded by the numbering system in the new framework (1.5.1). Standards will be renumbered as they are migrated into the new framework. From December 2005, additional temporary front sheets were appended to the majority of then-existing standards; this carried the old RT and the replacement Network Rail-branded (NR) reference numbers. The content of the standards was not affected and existing signatures, references, issue numbers and dates were retained.

*To minimise confusion, where standards have not yet been up-issued, they are listed under their RT reference numbers.  
Only new and up-issued standards are listed under the NR numbers.*

From June 2005 until June 2007, Network Rail Standards were referenced as follows:

- Company Standards: NR/CS/[discipline name]/[number] e.g. NR/CS/STP/001
- Business Process Documents: NR/[document type]/[discipline name]/[number] e.g. NR/SP/STP/045
- Standard Functional Procedures may have additional descriptive references to align with specific activities, for example: NR/PRC/MTC/[activity code] [number] e.g. NR/PRC/MTC/MG0011

NR / x / y / z The general format of a typical standard reference number was as follows:



## 1.7 Compliance Date

Compliance is the fulfilment of the requirements of a Standard. The Compliance Date is the date at which the Network Rail standard comes into force. **NOTE:** This might not necessarily be the publication date.

## 1.8 Technical Specifications for Interoperability (TSIs)

TSIs are European-wide standards and set out essential requirements in eight subsystems.

Where applicable, TSIs are mandated in the UK through The Railways (Interoperability) Regulations 2006. TSIs take precedence over all other national standards including Railway Group standards and Network Rail standards.

TSIs are monitored for compliance on the Network Rail compliance database.

## 1.9 Railway Group Standards

Railway Group Standards are defined by the Railway Group Standards Code as “a standard authorised by the Railway Group Standards Code, being:

- technical standards with which railway assets or equipment used on or as part of railway assets by or on behalf of Railway Group Members must conform; or
- operating procedures with which the operators of railway assets must comply.

Compliance with which will contribute significantly to the safe operation of the rail network and the safe operation and safe interworking of railway assets used or to be used on or in connection with the rail network.”

Railway Group Standards are produced and implemented as specified in the Railway Group Standards Code published by the RSSB and specify what must be done rather than how it should be done. Network Rail, as a member of the Railway Group, has an input to the process of developing these and must consider how it will meet the requirements. This is normally achieved by preparing Network Rail Standards.

Railway Group Standards are subordinate to TSIs.

Railway Group Standards may be accessed online at [www.rssb.co.uk](http://www.rssb.co.uk) or directly from the Network Rail Standards on-line service.

## 1.10 Referenced Documents

Some Network Rail Standards grant mandatory or advisory status to other documents produced by Network Rail or other organisations. Referenced documents derive their authority from Network Rail Standards and therefore should only be applied in the circumstances and to the extent shown in any relevant Network Rail standard.

# 1. Guide to Network Rail Standards and Catalogue

## 1.11 Ordering Standards, Delivery & Prices

Complete suite of Standards in electronic format.  
Subscription only, from:

**IHS Global Ltd**  
**Capitol Building**  
**Oldbury**  
**Bracknell RG12 8FZ**  
**Tel: 01344 404409**  
**Fax: 01344 404421**

Paper copies available individually or on subscription from:

**Network Rail Document Centre**  
**IHS Retail, IHS Global Ltd**  
**Capitol Building**  
**Oldbury**  
**Bracknell RG12 8FZ**  
**Tel: 01344 328039**  
**Fax: 01344 328005**  
**Email: [emeastore@ihs.com](mailto:emeastore@ihs.com)**

Most of the Network Rail Standards are priced according to the number of pages in them and are divided into 6 main price bands; these are:




Price Band	A	B	C	D	E	F	Phone
Price (Ex VAT)	£12	£16	£30	£42	£55	£80	Price on Application

Prices quoted above are for hardcopy or printable content.

Price list correct at date of publishing.

Errors and omissions excepted.

### Video, PowerPoint and Excel Files

Some standards contain additional Video , PowerPoint  or Excel spreadsheets  which will only be supplied in electronic format.  
Please phone for details of prices and delivery methods.

**Digital (pdf) attracts VAT, no delivery charge.**

**Paper copies are VAT-free but delivery charges apply** (see Delivery & Packaging on Individual Standards Order Form at front of catalogue).

### Modular Standards

For modular documents, the following key applies:

- Standard only - Price for Base document plus directly attached printable content including Letters of Instruction.
- Complete - Price for the above plus ALL associated modules and printable content
- Individual modules - Prices are as in table above. In many cases you will need to phone IHS Retail for a custom pricing.

Orders received will be dispatched within five working days.

When placing an order for Standards, please have the following details to hand:

- Contact and delivery details
- Standard or module Number.
- Title
- Price
- Quantity required
- Credit card/payment details.

Excel® and PowerPoint®  
Are registered trademarks of Microsoft® Inc.

# 2

## Changes in this Issue

## 2.1 New and Up-Issued Standards

## 2. Changes in this Issue

### 2.1 New and Up-Issued Standards

References	Title	Replaces	Page
NR/GN/INI/0301 Issue 1	Integrated Engineering Lifecycle for Projects Guidance Manual	New at Issue 111	105
NR/GN/OTK/6201 Issue 1	How to Manage Invasive, Non-Native and Harmful Plants	New at Issue 111	207
NR/GN/OTK/6202 Issue 1	Protecting Railway Asset During Vegetation Work	New at Issue 111	207
NR/GN/SIG/CAT005 Issue 53	Index of Network Rail Documents Relating to Signalling and Communications Equipment	NR/GN/SIG/CAT005 Issue 52	23
NR/L2/CIV/084 Issue 2	Management of Tunnels	RT/CE/S/084 Issue 1	28
NR/L2/CIV/086 Issue 9	Management of Earthworks Manual	NR/L2/CIV/086 Issue 8	28
NR/L2/CIV/169 Issue 1	Design of Tunnels	New at Issue 111	31
NR/L2/ENV/015 Issue 8	Environment and Social Minimum Requirements for Projects – Design and Construction	NR/L2/ENV/015 Issue 6*	75
NR/L2/INI/0300 Issue 1	Integrated Engineering Lifecycle for Projects (IELCP)	New at Issue 111	99
NR/L2/INI/P3M/102 Issue 3	Investment Decision Framework and Programme Delivery Lifecycle	NR/L2/INI/P3M/102 Issue 2	100
NR/L2/INI/P3M/105 Issue 2	Assurance of Project, Programme and Portfolio Delivery	NR/L2/INI/P3M/105 Issue 1	101
NR/L2/OHS/003 Issue 7	Fatigue Risk Management	NR/L2/OHS/003 Issue 6	127
NR/L2/OPS/250 Issue 7	Network Rail National Emergency Plan	NR/L2/OPS/250 Issue 6	115
NR/L2/OTK/5100 Issue 2	Boundary Measures Manual	NR/L2/OTK/5100 Issue 1	191
NR/L2/OTK/5201 Issue 2	Lineside Vegetation Management Manual	NR/L2/OTK/5201 Issue 1	191
NR/L2/RSE/0005 Issue 3	Product Design for Reliability	NR/L2/RSE/0005 Issue 2	171
NR/L2/SCO/203 Issue 4	Loading and securing of infrastructure traffic	NR/L2/NDS/203 Issue 3	109
NR/L2/SIG/11400 Issue 7	HPSS Handbook	NR/L2/SIG/11400 Issue 6	141
NR/L2/SIG/11704 Issue 4	Signalling Requirements for the Application Design and Management of Points	NR/L2/SIG/11704 Issue 3	141
NR/L2/SIG/14201 Issue 4	Signalling Risk Assessment Handbook	NR/L2/SIG/14201 Issue 3	142
NR/L2/SIG/19820 Issue 3	Signalling Product Specification	NR/L2/SIG/19820 Issue 2	145
NR/L2/SIG/30009 Issue 16	Signalling Principles Handbook	NR/L2/SIG/30009 Issue 15	146
NR/L2/SIG/CAT003 Issue 10	Index of Network Rail Documents Relating to Signalling Equipment	NR/L2/SIG/CAT003 Issue 9	23
NR/L2/TEL/30182 Issue 2	Secure Configuration and Management of Network Rail Telecom Internet Protocol (IP) Networks, Systems and Devices	NR/L2/TEL/30182 Issue 1	181
NR/L2/TRK/012 Issue 3	Railway Crossings	RT/CE/S/012 Issue 2	192
NR/L2/TRK/3100 Issue 5	Topographic, Engineering, Land and Measured Building Surveying – Strategy and General	NR/L2/TRK/3100 Issue 4	194
NR/L3/CIV/151/F010 Issue 13	Index of Standard Designs and Details for Building and Civil Engineering Works	NR/L3/CIV/151/F010 Issue 12	34
NR/L3/CIV/170 Issue 1	Assessment of Tunnels	New at Issue 111	34
NR/L3/ELP/27140 Issue 4	Application of Short-Circuits for Conductor Rail Isolations	NR/L3/ELP/27140 Issue 3	63
NR/L3/ELP/27240 Issue 8	Distribution Work Instructions	NR/L3/ELP/27240 Issue 7	64
NR/L3/INF/02224 Issue 2	Sharing Framework for Information	NR/L3/INF/02224 Issue 1	80
NR/L3/INI/P3M/127 Issue 2	Peer Reviews of Project and Programme Delivery	NR/L3/INI/P3M/127 Issue 1	103
NR/L3/INI/P3M/128 Issue 2	Project, Programme and Portfolio Management (P3M), Commercial and Engineering Functions Assurance	NR/L3/INI/P3M/128 Issue 1	103
NR/L3/INI/P3M/133 Issue 1	Consolidated Assurance of Project, Programme and Portfolio Delivery	New at Issue 111	104
NR/L3/OPS/002 Issue 8	Driving Cab Passes	NR/L3/OPS/002 Issue 7	115
NR/L3/OPS/045 Issue 6	National Operating Procedures Index	NR/L3/OPS/045 Issue 5	115
NR/L3/OPS/251 Issue 2	Unmanned Aircraft System (Drone/UAS) Operations	NR/L3/OPS/251/1.1 Issue 1	117
NR/L3/RMVP/40035 Issue 1	Rail Vehicle Welding	New at Issue 111	123
NR/L3/SCO/308 Issue 3	Loading Manual for Infrastructure Traffic	NR/L3/SCO/308 Issue 2	109
NR/L3/SCO/311 Issue 4	Supply Chain Operations, T&RS and OTM Engineering and Management Manual	NR/L3/SCO/311 Issue 3	109
NR/L3/SCO/313 Issue 5	On-Track Machines (OTMs) Driver and Operations Standards Manual	NR/L3/SCO/313 Issue 4	110
NR/L3/SIG/11303 Issue 8	Signalling Installation	NR/L3/SIG/11303 Issue 7	155
NR/L3/TRK/003 Issue 29	Index of Track Engineering Forms	NR/L3/TRK/003 Issue 28	197
NR/L3/TRK/3241 Issue 2	Marking of Track for Tamping Machines	NR/L3/TRK/3241 Issue 1	203
NR/L3/TRK/7006 Issue 1	Creation and Application of Initial ESR Design	New at Issue 111	206

\* Issue 7 was published June 2018, then withdrawn and Issue 6 reinstated.

## 2.2 Withdrawn, Closed and Superseded Standards

### 2.2 Withdrawn, Closed and Superseded Standards

References	Title	Replaced by/Status
NR/GN/SIG/CAT005 Issue 52	Index of Network Rail Documents Relating to Signalling and Communications Equipment	NR/GN/SIG/CAT005 Issue 53
NR/L2/CIV/086 Issue 8	Management of Earthworks	NR/L2/CIV/086 Issue 9
NR/L2/ENV/015 Issue 7	Environment and Social Requirements – Design and Construction	NR/L2/ENV/015 Issue 8
NR/L2/INI/P3M/102 Issue 2	Governance for Railway Investment Projects (GRIP) – Programmes	NR/L2/INI/P3M/102 Issue 3
NR/L2/INI/P3M/105 Issue 1	Assurance of Project, Programme and Portfolio (P3M) Investment	NR/L2/INI/P3M/105 Issue 2
NR/L2/OHS/003 Issue 6	Fatigue Risk Management	NR/L2/OHS/003 Issue 7
NR/L2/OPS/250 Issue 6	Network Rail National Emergency Plan	NR/L2/OPS/250 Issue 7
NR/L2/OPS/251 Issue 1	Air Operations Manual	NR/L3/OPS/251 Issue 2
NR/L2/OTK/5100 Issue 1	Boundary Management Manual	NR/L2/OTK/5100 Issue 2
NR/L2/OTK/5201 Issue 1	Lineside Vegetation Management Manual	NR/L2/OTK/5201 Issue 2
NR/L2/RSE/0005 Issue 2	Product Design for Reliability	NR/L2/RSE/0005 Issue 3
NR/L2/NDS/203 Issue 3	Loading and Securing of Infrastructure Traffic	NR/L2/SCO/203 Issue 4
NR/L2/SIG/11400 Issue 6	HPSS Handbook	NR/L2/SIG/11400 Issue 7
NR/L2/SIG/11704 Issue 3	Signalling Requirements for the Application Design and Management of Points	NR/L2/SIG/11704 Issue 4
NR/L2/SIG/14201 Issue 3	Signalling Risk Assessment Handbook	NR/L2/SIG/14201 Issue 4
NR/L2/SIG/30009 Issue 15	Signalling Principles Handbook	NR/L2/SIG/30009 Issue 16
NR/L2/SIG/CAT003 Issue 9	Index of Network Rail Documents Relating to Signalling Equipment: Mechanical & Electrical Drawings	NR/L2/SIG/CAT003 Issue 10
NR/L2/TEL/30182 Issue 1	Secure Configuration and Management of Network Rail Telecom Internet Protocol (IP) Networks, Systems and Devices	NR/L2/TEL/30182 Issue 2
RT/CE/S/012 Issue 2	Cast Austenitic Manganese Steel Crossings	NR/L2/TRK/012 Issue 3
NR/L2/TRK/3100 Issue 4	Topographic, Engineering, Land and Measured Building Surveying – Strategy and General	NR/L2/TRK/3100 Issue 5
NR/L3/CIV/151/F010 Issue 12	Index of Standard Designs and Details for Building and Civil Engineering Works	NR/L3/CIV/151/F010 Issue 13
NR/L3/ELP/27140 Issue 3	Application of Short-Circuits for Conductor Rail Isolations	NR/L3/ELP/27140 Issue 4
NR/L3/ELP/27240 Issue 7	Distribution Work Instructions	NR/L3/ELP/27240 Issue 8
NR/L3/INF/02224 Issue 1	Sharing Framework for Information	NR/L3/INF/02224 Issue 2
NR/L3/INI/P3M/127 Issue 1	Peer Reviews of Project, Programme and Portfolio (P3M) Investment	NR/L3/INI/P3M/127 Issue 2
NR/L3/INI/P3M/128 Issue 1	Project, Programme and Portfolio (P3M) Professions Assurance	NR/L3/INI/P3M/128 Issue 2
NR/L3/OPS/002 Issue 7	Driving Cab Passes	NR/L3/OPS/002 Issue 8
NR/L3/OPS/045 Issue 5	National Operating Procedures Index	NR/L3/OPS/045 Issue 6
NR/L3/OPS//251/1.1 Issue 1	Unmanned Aircraft System (Drone/UAV) Operations - Managing the Operational Risk	NR/L3/OPS//251 Issue 2
NR/L3/SCO/308 Issue 2	Loading Manual for Infrastructure Traffic	NR/L3/SCO/308 Issue 3
NR/L3/SCO/311 Issue 3	Supply Chain Operations, T&RS and OTM Engineering and Management Manual	NR/L3/SCO/311 Issue 4
NR/L3/SCO/313 Issue 4	On-Track Machines (OTMs) Driver and Operations Standards Manual	NR/L3/SCO/313 Issue 5
NR/L3/SIG/11303 Issue 7	Signalling Installation	NR/L3/SIG/11303 Issue 8
NR/L3/TRK/003 Issue 28	Index of Track Engineering Forms	NR/L3/TRK/003 Issue 29
NR/L3/TRK/3241 Issue 1	Marking of Track for Tamping Machines	NR/L3/TRK/3241 Issue 2
RT/CE/S/084 Issue 1	Management of Existing Tunnels	NR/L2/CIV/084 Issue 2

## 2.3 Emergency Changes

### 2.3 Emergency Changes (Also Known As Letters of Instruction)

To access any active Emergency Change you need to refer to its associated Network Rail Standard. The front page of the standard will provide details of the relevant change. When using the online service there will be an active link to each relevant change.

Historic changes (where text has been crossed out) will be removed next publication. Please note, some changes may stay current after the stated Expiry Date

Reference	Title	Issue	Date
NR/BS/LI/415	Standard/control document affected: NR/L3/TEL/30170 (Issue 1) Work Instruction for the maintenance of public address voice alarm (PAVA) equipment	1	10/12/2018
NR/BS/LI/413	Standard affected: NR/L2/ELP/27229 (Issue 2), Specification for remote control equipment for electrical distribution systems	1	04/01/2019
NR/BS/LI/410	Standard affected: NR/L2/ELP/27229 (Issue 2), Specification for remote control equipment for electrical distribution systems	1	14/12/2018
NR/BS/LI/409	Standard/control document affected: NR/L2/OPS/251/1.1 (Issue 1), Unmanned Aircraft System (Drone/UAV) Operations - Managing the Operational Risks - SUPERSEDED BY NR/L3/OPS/251 ISSUE 2 HISTORIC ON 02 MARCH 2019	1	18/09/2018
NR/BS/LI/408	Standard/control document affected: NR/L3/ELP/29987 [Working On or About 25 kV a.c Electrified Lines] SUPERSEDED BY NR/L3/ELP/29987 HISTORIC ON 01 JUNE 2019	1	16/07/2018
NR/BS/LI/407	Standard/control document affected: NR/L2/SIG/11704 (Issue 3), Signalling Requirements for the Application Design and Management of Points – HISTORIC ON 01 JUNE 2019 SUPERSEDED BY NR/L2/SIG/11704 ISSUE 4	1	04/06/2018
NR/BS/LI/406	Standard / control document affected: NR/L3/ELP/29987 (Issue 04), [Working on or about 25 kV A.C. Electrified Lines] SUPERSEDED BY NR/L3/ELP/29987 HISTORIC ON 01 JUNE 2019	1	20/04/2018
NR/BS/LI/405	Standard/control document affected: NR/L2/OPS/250 (Issue 6), [Network Rail National Emergency Plan] - SUPERSEDED BY NR/L2/OPS/250 ISSUE 7 HISTORIC ON 02 MARCH 2019	1	09/03/2018
NR/BS/LI/404	Standard/control document affected: NR/L2/TRK/053 (Issue 7), Inspection and Repair Procedures to Reduce the Risk of Derailment at Switches.	1	20/03/2018
NR/BS/LI/401	Standard affected: NR/L3/ELP/29987 (Issue 4), Working on or About 25 kV A.C. Electrified Lines SUPERSEDED BY NR/L3/ELP/29987 HISTORIC ON 01 JUNE 2019	1	21/12/2017
NR/BS/LI/399	<del>Standard affected: NR/L2/ELP/21087 (Issue 07) - SUPERSEDED BY NR/L2/ELP/21087 Issue 8 HISTORIC ON 1 DECEMBER 2018</del>	4	<del>08/12/2017</del>
NR/BS/LI/398	<del>Standard Affected: NR/L3/MTC/MG0221 (Issue 4) Network Operations non-operations staff management self-assurance procedure - SUPERSEDED BY NR/L3/MTC/MG0221 Issue 5 HISTORIC ON 1 DECEMBER 2018</del>	4	<del>23/08/2017</del>
NR/BS/LI/397	Standard/control document affected: NR/SP/CTM/016 Issue 1, Competency & Training in Fixed Plant Engineering	1	20/04/2018
NR/BS/LI/393	Standard/control document affected: NR/L3/ELP/29987 (Issue 4). Working on or about 25 kV A.C. Electrified Lines SUPERSEDED BY NR/L3/ELP/29987 HISTORIC ON 01 JUNE 2019	1	19/06/2017
NR/BS/LI/391	Standard/control document affected: NR/L2/SIG/11201 Module B11 (Issue 4). Interlockings & Electronic Interlocking Guidelines SUPERSEDED BY NR/L2/SIG/11201 ISSUE 11 HISTORIC ON 01 DECEMBER 2018	4	<del>28/04/2017</del>
NR/BS/LI/389	Standard affected: NR/L2/SIG/30009 (Issue 11). Signalling Principles Handbook	1	13/02/2017
NR/BS/LI/383	Standard affected: NR/L2/CTM/021 (Issue 4). Competence and Training	2	08/12/2016
NR/BS/LI/372	<del>Standards affected: NR/L2/ELP/27401 (Issue 1), Configuration Management and change to protection and control systems - HISTORIC ON 4 DECEMBER 2018</del>	2	<del>04/12/2017</del>
NR/BS/LI/371	Standard affected: NR/L2/CIV/162 (Issue 2). Platform Extensions. Location of metal structures on Third Rail area Station Platforms	1	02/03/2016
NR/BS/LI/370	Standard affected: RT/E/S/21131 (Issue 1). Warning and other signs for a.c. and d.c. electrified lines SUPERSEDED BY NR/L2/ELP/21131 HISTORIC ON 1 JUNE 2019	1	26/10/2016
NR/BS/LI/367	Standard affected: NR/L3/ELP/29987 (Issue 4). Working On or About 25kV A.C. Electrified Lines SUPERSEDED BY NR/L3/ELP/29987 HISTORIC ON 1 JUNE 2019	1	07/01/2016
NR/BS/LI/366	<del>Standard affected: NR/L2/ELP/27229 (Issue 2). Specification for remote control equipment for electrical distribution systems - WITHDRAWN 4 DECEMBER 2018. SUPERSEDED BY NR/BS/LI/410</del>	2	<del>04/12/2017</del>
NR/BS/LI/365	Standard affected: NR/L3/TRK/4004 (Issue 2). Switch and Crossing Assemblies	2	16/06/2016
NR/BS/LI/349	Standards affected: NR/L2/CIV/003 Engineering Assurance of Building and Civil Engineering Works [Issue 4] SUPERSEDED BY NR/L2/CIV/003 HISTORIC ON 2 March 2019	1	02/02/2015
NR/BS/LI/348	Requirements for undertaking the roles of Lead Examiner and Examining Engineer for the examination of Tunnels.	1	23/02/2015
NR/BS/LI/347	Standard affected: NR/L2/CTM/028 (Issue 2). Competence and Training	1	16/01/2015
NR/BS/LI/342	Standard affected: NR/SP/ELP/21028 (Issue 3). Specification for ancillary wiring of electrical distribution equipment on A.C. and D.C. electrified lines	1	13/04/2016

## 2.3 Emergency Changes

Reference	Title	Issue	Date
NR/BS/LI/340	Standards affected: NR/L3/TRK/4004 (Issue 2). Switch and crossing assemblies	1	07/01/2015
NR/BS/LI/331	Requirements for parapet heights on over bridge and footbridge structures spanning overhead line electrification equipment	2	07/08/2015
NR/BS/LI/328	Standard affected: NR/SP/ELP/21104 (ISSUE 2). Design and Installation of Electric Track Equipment for DC Electrified Lines	1	28/03/2014
NR/BS/LI/326	Standard affected: NR/L2/OHS/050 (Issue 4), Sentinel Scheme Rules	1	16/04/2014
NR/BS/LI/322	Standards affected: NR/L2/TRK/5100. Issue 2. Management of Fencing and Other Boundary Measures SUPERSEDED BY NR/L2/OTK/5100 HISTORIC ON 1 APRIL 2019	1	28/03/2014
NR/BS/LI/306	Standard affected: NR/L1/CIV/032: The Management of Structures [Issue 2]	2	26/09/2014
NR/BS/LI/305	Standards Affected: NR/L2/TRK/001 Issue 6. NR/L2/TRK/2102 Issue 6. NR/L2/TRK/3038 Issue 5. NR/L2/TRK/0032 Issue 5. NR/L2/TRK/0132 Issue 6. NR/L3/TRK/3510/A01 Issue 1. NR/L3/TRK/3510/B01 Issue 1. NR/L3/TRK/1015 Issue 2	2	31/01/2014
NR/BS/LI/292	NR/L3/TRK/1010 (Issue 2). Management of responses to extreme weather conditions at structures. earthworks and other key locations	1	18/07/2013
NR/BS/LI/283	Standard affected: NR/L3/TRK/4004 (Issue 2). Switch and Crossing Assemblies	2	14/09/2015
NR/BS/LI/282	<del>Standard affected: NR/WI/ELP/3091 (Issue 2). DC Electrified Lines Working Instructions SUPERSEDED BY NR/L3/ELP/3091 ISSUE 4 HISTORIC ON 1 DECEMBER 2018</del>	<del>4</del>	<del>24/01/2013</del>
NR/BS/LI/281	Standard affected: NR/SP/ELP/21060 (Issue 2). Issue of Safety Documentation for Work on 650/750 V dc Apparatus	1	24/01/2013
NR/BS/LI/256	Standard affected: NR/SP/ELP/27243 (Issue 1). Specification for Signalling Power Supplies	2	24/10/2016
NR/BS/LI/217	Standards affected: NR/SP/ELP/27224 [Issue: 2] Specification for the installation of cable routes forming part of the traction distribution system	4	25/01/2016
NR/BS/LI/193	Standards affected: NR/L3/CIV/006 Part 11A: Reporting and recording examinations of Structures in CARRS [Issue 2] SUPERSEDED BY NR/L3/CIV/006 – HISTORIC ON 1 APRIL 2020	2	03/09/2014
NR/BS/LI/185	Standard affected: NR/L2/TRK/5100 (Issue 2). Management of Fencing and Other Boundary Measures SUPERSEDED BY NR/L2/OTK/5100 HISTORIC ON 1 APRIL 2019	3	03/03/2017
NR/BS/LI/174	<del>Standard affected: NR/WI/ELP/3091 (E 2). DC Electrified Lines Working Instructions SUPERSEDED BY NR/L3/ELP/3091 ISSUE 4 HISTORIC ON 1 DECEMBER 2018</del>	<del>4</del>	<del>19/04/2010</del>
NR/BS/LI/163	Standard affected: RT/CE/S/130 (Issue 1). Flash-Welded Rails: Site Welded Strings	2	01/10/2010
NR/BS/LI/154	Use Of The Geismar THR542 Lightweight Stressing Equipment In Tandem. Standard affected: NR/L2/TRK/3011 (Issue 6)	1	18/01/2010
NR/BS/LI/146	Standard affected: NR/L2/TRK/5100 (Issue 2). Management of Fencing and Other Boundary Measures SUPERSEDED BY NR/L2/OTK/5100 HISTORIC ON 1 APRIL 2019	1	31/10/2009
NR/BS/LI/119	<del>Standard affected: NR/WI/ELP/3091 (Issue E2). DC Electrified Lines Working Instructions SUPERSEDED BY NR/L3/ELP/3091 ISSUE 4 HISTORIC ON 1 DECEMBER 2018</del>	<del>4</del>	<del>12/12/2008</del>
NR/BS/LI/118	<del>DC Electrified Line Working Instruction – standard affected NR/WI/ELP/3091 SUPERSEDED BY NR/L3/ELP/3091- ISSUE 4 HISTORIC ON 1 DECEMBER 2018</del>	<del>3</del>	<del>21/04/2011</del>
NR/BS/LI/106	Electric Points Heating - standard affected NR/L2/ELP/40045	2	01/09/2011
NR/BS/LI/101	Standard affected: RT/CE/S/077 Storage. Installation & Testing of TSR & ESR AWS	1	08/09/2008
NR/BS/LI/097	Standard affected NR/WI/ELP/27052 Work Instructions for DC electrified lines in the Northern city line	1	04/06/2008
NR/BS/LI/095	<del>Standard affected NR/WI/ELP/3091. DC electrified lines and working instructions SUPERSEDED BY NR/L3/ELP/3091 ISSUE 4 HISTORIC ON 1 DECEMBER 2018</del>	<del>4</del>	<del>04/06/2008</del>
NR/BS/LI/091	Use of CEMBRE Rail Web Connection Systems on DC Conductor Rail - standard affected NR/GN/ELP/27020	1	27/05/2008
NR/BS/LI/090	<del>Standard affected: NR/WI/ELP/3091. DC electrified lines working instructions. Issue E2 SUPERSEDED BY NR/L3/ELP/3091 ISSUE 4 HISTORIC ON 1 DECEMBER 2018</del>	<del>4</del>	<del>14/02/2014</del>
NR/BS/LI/084	Project D686: Western Territory 650 V Cable Renewals	1	18/04/2008
NR/BS/LI/083	<del>Rail Defect Classification Codes and Summary of Changes to NR/SP/TRK/057 SUPERSEDED BY NR/L2/TRK/001 ISSUE 12 – HISTORIC ON 1 DECEMBER 2018</del>	<del>4</del>	<del>15/05/2008</del>
NR/BS/LI/074	<del>DC Certificates of Isolation associated with circuit breaker – Affected Standard NR/WI/ELP/3091 – SUPERSEDED BY NR/L3/ELP/3091 ISSUE 4 HISTORIC ON 1 DECEMBER 2018</del>	<del>4</del>	<del>25/10/2007</del>
NR/BS/LI/072	STL Auxiliary Transformer Failures at Traction Substations or Switching Stations	4	19/10/2007
NR/BS/LI/061	Dangerous Incident Notification: 11kV indoor switchgear type YSF6 manufactured by Yorkshire Switchgear	1	23/11/2006
NR/BS/LI/060	Traction electrical distribution sites with compromised earthing due to theft of cables - affected standard NR/SP/ELP/21032	1	23/11/2006
NR/BS/LI/056	Permalin Bushings: Access Restrictions	1	11/09/2006
NR/BS/LI/047 - E&P	Bimold Connections on Rectifier Transformers at DC Traction Substations	1	05/05/2006

## 2.3 Emergency Changes

Reference	Title	Issue	Date
NR/BS/LI/040	650 V D.C. Traction Power Cables - Support Systems - affected standard NR/SP/ELP/27224	1	20/12/2005
NR/BS/LI/032	Labelling of Track Isolating Switches (T.I.S)	1	17/10/2005
NR/BS/LI/028	Segregation of D.C. Track Feed Cables	1	22/08/2005
NR/BS/LI/025	Paralleling of EDFE Supply Points New Cross - Croydon. Wimbledon. Northfleet: Restrictions	3	07/01/2008



# Network Rail Catalogues

## 3.1 Network Rail Catalogues

### 3. Network Rail Catalogues

#### 3.1 Network Rail Catalogues

<b>NR/CAT/STP001</b>	<b>Catalogue of Network Rail Standards</b> Issue 111; Mar 19	<b>Replaces</b> NR/CAT/STP001 Iss 110; Dec 18
----------------------	--	--

The Network Rail Standards Catalogue, formerly known as The Line Standards Catalogue, lists Standards issued by Engineering, Safety & Environment, and Contract & Supply.

*Price: Phone*

<b>RT/LS/CAT004</b>	<b>Index of Network Rail Documents Relating to Signalling and Communications Equipment: Part 2 – Signalling Structure Drawings</b> Issue 4; Feb 00	<b>Replaces</b> Iss 3;
---------------------	--	---------------------------

This catalogue lists documents (drawings) relating to signalling equipment – Signalling Structure Drawings.

*Price: Phone*

<b>NR/L2/SIG/CAT003</b>	<b>Index of Network Rail Documents Relating to Signalling Equipment</b> Issue 9; Dec 16	<b>Compliance</b> 04/03/17	<b>Replaces</b> RT/L3/CAT003 Iss 8; Mar 15
-------------------------	---	-------------------------------	---

This index is part 1 of a 4 part series providing listings of documents relating to Signalling Equipment. Part 1 deals with former BRS SM (Mechanical) drawings and BRS SE (Electrical) drawings.

*Price: Phone*

<b>NR/GN/SIG/CAT005</b>	<b>Index of Network Rail Documents Relating to Signalling &amp; Communications Equipment</b> Issue 53; Mar 19	<b>Replaces</b> Iss 52; Jun 18
-------------------------	---	-----------------------------------

The purpose of this standard is to provide signal engineers a standardised approach to signalling design. This prevents additional costs being incurred when a design solution already exists and assists maintainers when fault finding.

The document includes a listing of typical circuits for signalling and level crossing applications.

*Price: E*

<b>NR/GN/SIG/CAT006</b>	<b>Index of NR Documents Relating to Signalling and Communications Equipment</b> Issue 11; Jun 12	<b>Replaces</b> RT/LS/CAT006 Iss 10; Aug 04
-------------------------	---	--

This catalogue lists documents (drawings) relating to signalling equipment – Equipment and Systems Specifications. The standards shown in catalogue 6 are for reference purposes only, they may not reflect today's requirements nor Network Rail's future asset strategy.

*Price: Phone*

# 4

## Listing of Network Rail Standards

## 4. Listing of Network Rail Standards

## 4.1 ASSET INFORMATION

## Level 1

NR/L1/ADG/001	Asset Data Policy Issue 1; Dec 16	Compliance 04/03/17	Replaces New at Issue 102
---------------	-----------------------------------	------------------------	------------------------------

This policy specifies the principles for governance of the Network Rail quality management system for asset-related data and information. In support of Network Rail's objective to treat data as an asset, these principles apply to the asset data estate across all its lifecycle stages.

Price: C

## Level 2

NR/L2/ADG/002	Asset Data Governance Framework Manual Issue 2; Mar 17	Compliance 03/06/17	Replaces NR/L2/ADG/002 Iss 1; Dec 16
---------------	--	------------------------	---

These modular standards set out the processes within the quality management system for asset-related data and information and for asset data governance:

- data quality planning – the process to define data and information requirements and to set plans to maintain the required accuracy of asset related data;
- data architecture management – the process to maintain the asset data architecture and at a conceptual level to meet business information needs;
- data stewardship management – the process to define the responsibilities for asset data and deliver a stewardship model;
- data flow management – the process to identify where and how asset related data is used and maintained throughout Network Rail;
- data design – the process to translate data requirements into logical and physical designs to store and maintain asset related data;
- data quality criteria set-up – the process to define the measures and method to (assess) the accuracy of asset related data;
- data error cause analysis – the process to perform root cause analysis of identified errors and issues and to develop remediation plans;
- data processing – the processes to collect, maintain and provide asset related data for reporting and use;
- data quality measurement – the process to measure the accuracy of asset related data;
- data error correction – the process to correct / fix asset related data issues and errors;
- verification and validation of asset related data – the process to perform self-assurance and cross functional assurance of the accuracy of asset related data and the effectiveness of the asset data governance framework; and,
- operate the asset data governance framework – the process to maintain and modify the asset data governance framework.

Price: C Standard only; Complete, F See below for details of modules and individual pricing

NR/L2/ADG/002/	Module	Issue	Issue Date	Price
01	Data Quality Planning	1	Dec 2016	B
02	Data Architecture Management	1	Dec 2016	B
03	Data Stewardship Management	1	Dec 2016	B
04	Data Flow Management	1	Dec 2016	B
05	Data Design	1	Dec 2016	B
06	Data Quality Criteria Set-up	1	Dec 2016	B
07	Data Error Cause Analysis	1	Dec 2016	B
08	Data Quality Measurement	1	Dec 2016	B
09	Data Error Correction	1	Dec 2016	B
10	Data Processing – Collection	1	Dec 2016	B
11	Data Processing – Maintenance	1	Dec 2016	B
12	Data Processing – Presentation for use	1	Dec 2016	B
13	Validation and Verification of Asset Data	1	Mar 2017	C
14	Operate Asset Data Governance Framework	1	Mar 2017	C

## Level 3

NR/L3/AIF/003	Asset Data Management for Ellipse and GEOGIS Issue 1; Sep 10	Compliance 04/12/10	Replaces See below
---------------	---	------------------------	-----------------------

**Replaces:** NR/L2/EBM/MG0027, (NR/L3/MTC/MG0027) Iss 2, NR/L3/EBM/AM0001 Iss 2

This standard specifies the processes that are used to manage changes to data concerning the infrastructure assets of Network Rail.

Price: C

NR/L3/AIF/005	Management of Asset Data and Information in the Rail Vehicle Asset Register Issue 2; Sep 11	Compliance 03/09/11	Replaces NR/L3/AIF/005 Iss 1; Sep 10
---------------	--	------------------------	---

This standard implements the requirements of NR/L2/AIF/001, Asset data management for assets contained in the Rail Vehicle Asset Register (RVAR).

Price: B

## 4.2 CIVIL ENGINEERING

## 4.2.1 Civil Engineering

## Company Standards

**RT/CE/P/044 Managing Structures Works** Issue 1; Apr 04

The purpose of this Network Rail Standard is to define the requirements for works to new and existing structures on, over or under Network Rail's infrastructure such that there is no unacceptable risk to safety as a result of their Design or construction.

Responds to GC/RT5180, GC/RT5203 and GK/RT0033

Price: D (Contains NR/BS/LI/045 (Expired), NR/BS/LI/187 (Expired), NR/BS/LI/188 (Expired))

## Specifications (including Procedures)

**RT/CE/S/080 Management of Existing Bridges and Culverts** Issue 1; Apr 04**Replaces**

RT/CE/P/023 Iss 3; Feb 99

RT/CE/S/222 Iss 1; Feb 99

The purpose of this Specification is to define the requirements for the management of existing Bridges and Culverts on, over or under Network Rail's infrastructure such that there is no unacceptable risk to safety as a result of their condition, use or location.

Price: D (Contains NR/BS/LI/264 (Expired))

**RT/CE/S/082 Management of Existing Retaining Walls** Issue 1; Apr 04**Replaces**

RT/CE/P/023 Iss 3; Feb 99

RT/CE/S/222 Iss 1; Feb 99

The purpose of this Specification is to define the requirements for the management of existing Retaining Walls on Network Rail's infrastructure such that there is no unacceptable risk to safety as a result of their condition, use or location.

Price: D

**RT/CE/S/087 Management of Existing Buildings and Station Structures** Issue 1; Apr 04**Replaces**

RT/CE/P/023 Iss 3; Feb 99

RT/CE/S/222 Iss 1; Feb 99

The purpose of this Specification is to define the requirements for the management of existing Buildings and station structures on, over or under Network Rail's infrastructure such that there is no unacceptable risk to safety as a result of their condition, use or location.

Price: D

**RT/CE/S/089 Management of Existing Coastal, Estuarine and River Defences** Issue 1; Apr 04**Replaces**

RT/CE/P/023 Iss 3; Feb 99

RT/CE/S/222 Iss 1; Feb 99

The purpose of this Specification is to define the requirements for the management of existing Coastal, Estuarine and River Defences on Network Rail's infrastructure such that there is no unacceptable risk to safety as a result of their condition.

Price: D

**RT/CE/S/091 Management of Existing Ancillary Structures** Issue 1; Apr 04**Replaces**

RT/CE/P/023 Iss 3; Feb 99

RT/CE/S/222 Iss 1; Feb 99

The purpose of this Specification is to define the requirements for the management of existing Ancillary Structures on, over or under Network Rail's infrastructure such that there is no unacceptable risk to safety as a result of their condition, use or location.

Price: D

**RT/ENGP/06 Buildings, Stations & Depots Engineering Policy** Issue 2; Dec 01**Replaces**

The Buildings, Stations and Depots (BS&D) engineering policy sets out a proactive and pragmatic asset management regime for maintaining ('steady state'), improving ('renewal improvements'), enhancing (new and improved) assets and rationalising/right sizing redundant or oversized assets.

Price: E

## Level 1

**NR/L1/CIV/04 National Asset Protection and Optimisation Delivery Framework** Issue 1; Jun 18

**Compliance**  
01/09/18

**Replaces**  
New at Issue 108

This document provides a National framework for Network Rail's Asset Protection and Optimisation function.

Price: C

## 4.2 CIVIL ENGINEERING

### 4.2.1 Civil Engineering

**CIV**  
**Level 2**

<b>NR/L1/CIV/032</b>	<b>The Management of Structures</b> Issue 2; Sep 09	<b>Compliance</b> 05/12/09	<b>Replaces</b> RT/CE/P/032 Iss 1; Apr 04
----------------------	---	-------------------------------	--

The purpose of this standard is to define the essential procedures that have to be followed so that no unacceptable risk to the safe use or performance of railway infrastructure will arise from the stability, load-bearing capacity, condition or use of existing structures.

Price: E (Contains NR/BS/LI/176 (Expired), NR/BS/LI/192 (Expired), NR/BS/LI/306 Issue 2)

<b>NR/L1/CIV/094</b>	<b>National Asset Protection and Optimisation Delivery Framework</b> Issue 1; Jun 18	<b>Compliance</b> 01/09/18	<b>Replaces</b> New at Issue 108
----------------------	--	-------------------------------	-------------------------------------

This document provides a National framework for Network Rail's Asset Protection and Optimisation function.

Price: C

#### Level 2

<b>NR/L2/CIV/003</b>	<b>Engineering and Architectural Assurance of Building and Civil Engineering Works</b> Issue 5; Dec 18	<b>Compliance</b> 02/03/19	<b>Replaces</b> NR/L2/CIV/003 Iss 4; Jun 12
----------------------	--	-------------------------------	--

This business process sets out:

- the engineering and architectural assurance of Works to Building and Civil Engineering infrastructure; and
- Entry into (Operational) Service (EIS) requirements for such Works.

Price: Phone

<b>NR/L2/CIV/005</b>	<b>Drainage Systems Manual</b> Issue 1; Jun 18	<b>Compliance</b> 03/12/18	<b>Replaces</b> See Below
----------------------	--	-------------------------------	------------------------------

**Replaces:** NR/L3/CIV/005 Iss 2, NR/L3/TRK/002/D08 Iss 1, NR/L3/TRK/002/D18 Iss 1, TWI 2B009 ISS 1, TWI 2B011 ISS 1, TWI 2B012 ISS 1, TWI 2B013 ISS 1, TWI 2B014 ISS 1, TWI 2B017 ISS 1

This Manual helps mitigate the risk of drainage system failure by promoting a co-ordinated approach to the management of railway drainage assets.

Price: D Standard only; Complete, Phone

See below for details of modules and individual pricing

NR/L2/CIV/005/	Title	Issue	Issue Date	Price
01	Drainage Asset Management	1	Jun 2018	C
02	Railway Drainage	1	Jun 2018	D
03	Drainage Management Plans	1	Jun 2018	C
04	Drainage Inspections	1	Jun 2018	D
05	Drainage Surveys	1	Jun 2018	D
06	Drainage Evaluation	1	Jun 2018	C
07	Drainage Intervention	1	Jun 2018	D
08	Drainage Assessment	1	Jun 2018	C
09	Drainage Design	1	Jun 2018	D
10	Drainage Installation	1	Jun 2018	C
11	Drainage Maintenance	1	Jun 2018	C
12	Maintenance of Chambers	1	Jun 2018	C
13	Maintenance of Pipes	1	Jun 2018	C
14	Maintenance of Channels including Ditches	1	Jun 2018	C
15	Maintenance of Culverts	1	Jun 2018	C

<b>NR/L2/CIV/035</b>	<b>Structural Assessments</b> Issue 1; Dec 17	<b>Compliance</b> 02/03/19	<b>Replaces</b> RT/CE/S/035 Iss 2; Feb 04 (NR/SP/CIV/035)
----------------------	---	-------------------------------	--

This document sets out the procedures and defines the methods and requirements for carrying out Structural Assessments. It forms part of the control barrier 'Carry out Structural Assessment and implement actions' to prevent functional failure of the structure.

Price: C Standard only; Complete, F See below for details of modules and individual pricing

NR/L2/CIV/035/	Title	Issue	Issue Date	Price
MOD01	Management of Structural Assessment	1	Dec 2017	D
MOD02	Carry Out Structural Assessment	1	Sep 2017	E

## 4.2 CIVIL ENGINEERING

### 4.2.1 Civil Engineering

**CIV**  
**Level 2**

<b>NR/L2/CIV/044</b>	<b>Planning, Design and Construction of Undertrack Crossings</b> Issue 3; Jun 17	<b>Compliance</b> 02/09/17	<b>Replaces</b> RT/CE/S/044 Iss 2; Aug 04
----------------------	---	-------------------------------	--

This Network Rail Business Process Document defines the requirements for the planning, design and construction of undertrack crossings to maintain:

- safe operation of trains; and / or
- the safe movement and control of people to and from the trains.

It contains requirements supplementary to NR/CS/CIV/044. Compliance with this Specification and the Procedures and Specifications referenced in it, will deliver compliance with the Railway Group Standards in respect of the design and construction of undertrack crossings.

Price: E

<b>NR/L2/CIV/072</b>	<b>Wind Loading of Overhead Line Equipment and Structures</b> Issue 1; Dec 15	<b>Compliance</b> 05/03/16	<b>Replaces</b> NR/GN/ELP/27039 Iss 2; Feb 06
----------------------	--	-------------------------------	--

This standard enables Network Rail to achieve economy, safety and performance in the design of overhead line equipment, structures and foundations.

Guidance is provided on the application of design to the structural Eurocodes, as well as supplementary information to the application of BS EN 50119:2009.

Price: E

<b>NR/L2/CIV/073</b>	<b>Design of Overhead Line Structures</b> Issue 1; Dec 15	<b>Compliance</b> 05/03/16	<b>Replaces</b> RT/E/S/27215 Iss 1; Dec 04
----------------------	---	-------------------------------	---

This standard enables Network Rail to achieve economy, safety and performance in the design of overhead line equipment.

Guidance is provided on the application of design to the structural Eurocodes, as well as supplementary information to the application of BS EN 50119:2009.

Price: D

<b>NR/L2/CIV/074</b>	<b>Design and Installation of Overhead Line Foundations</b> Issue 1; Dec 17	<b>Compliance</b> 03/03/18	<b>Replaces</b> New at Issue 106
----------------------	--	-------------------------------	-------------------------------------

This standard defines the requirements for the design of foundations for Overhead Line Equipment, to achieve economy, safety and performance and mitigate the risk of dewirements.

Guidance is provided to the application of design to the structural Eurocodes, as well as supplementary information to the application of BS EN 50119: 2009.

Price: D

<b>NR/L2/CIV/084</b>	<b>Management of Tunnels</b> Issue 2; Mar 19	<b>Compliance</b> 02/03/19	<b>Replaces</b> RT/CE/S/084 Iss 1; Apr 04
----------------------	--	-------------------------------	--

To set out the approach for the management of Tunnels through their lifecycle to meet the requirements in Network Rail's Tunnels' Asset Policy and Asset Management Strategy.

To provide a framework to support the operating business to deliver safe, reliable and sustainable Tunnels throughout their lifecycle by mitigating risks to Tunnels managed by Network Rail.

Price: D

<b>NR/L2/CIV/086</b>	<b>Management of Earthworks Manual</b> Issue 9; Mar 19	<b>Compliance</b> 02/03/19	<b>Replaces</b> NR/L2/CIV/086 Iss 8; Sep 18
----------------------	--	-------------------------------	--

This process outlines the procedures that manage the geotechnical controls mitigating the risks of:

- loss of track support and/or track geometry;
- slope failure leading to loss of kinematic envelope and/or track geometry.

Price: D Standard only; Complete, Phone

See below for details of modules and individual pricing

NR/L2/CIV/086/	Title	Issue	Issue Date	Price
Mod01	Earthwork Evaluations	1	Sep 2017	C
Mod02	Earthwork Assessments	1	Mar 2018	C
Mod03	Geohazard Assessment	1	Mar 2019	D
Mod04	Earthworks Interventions	1	Sep 2017	C
Mod05	Earthwork Mitigations	1	Sep 2017	C
Mod06	Earthworks Monitoring Strategy Selection and Implementation	1	Sep 2017	D
Mod07	Earthworks Operational Restriction Selection and Implementation	1	Sep 2017	B
Mod08	Earthworks temporary restraint selection and implementation	1	Sep 2017	C
Mod09	Earthworks Adverse/Extreme Weather Risk Assessment	1	Sep 2017	C
Mod11	Definition of Earthworks Derailment Models	1	Sep 2017	D
Mod12	Definition of Earthwork Criticality	1	Sep 2017	D
Mod13	Management of Vegetation on Earthworks	1	Sep 2018	D

## 4.2 CIVIL ENGINEERING

### 4.2.1 Civil Engineering

**CIV**  
**Level 2**

NR/L2/CIV/140

Model Clauses for Civil Engineering Works Issue 12; Mar 17

Compliance  
03/06/17

Replaces  
NR/L3/CIV/140 Iss 11; Jun 16

The purpose of the standard is to define the requirements for the production and use of Model Clauses for specifying Civil Engineering Works.

Price: C Standard only; Complete, Phone

See below for details of modules and individual pricing

Sections	Title	Issue	Issue Date	Price
10	General	2	Jun 2008	E
21	Aerial Survey	1A	Sep 1996	D
22	Land and Trackwork Surveys	1A	Sep 1996	D
23	Structural Repair Survey	2	Jun 2010	
25	Presentation of Survey Data and Information	1A	Sep 1996	D
30 - 35	Ground Investigation	1C	Dec 1996	D
	30:General Requirements for Ground Investigation			
	31:Schedule 1: Information			
	32:Schedule 2: Exploratory Holes			
	33:Schedule 3: Employer's Representative's Facilities			
	34:Schedule 4: Specification Amendments			
	35:Schedule 5: Specification Additions			
40	Demolition and Site Clearance	2	Jun 2008	C
50	General requirements for Earthworks and Excavations	2	Sep 2010	B
51	Excavations	2	Sep 2010	C
52	Earthworks	2	Sep 2010	D
53	Grouting of Embankments	2	Sep 2010	C
70	General Requirements for Piling	2	Mar 2010	C
71	Precast Concrete Piles	2	Mar 2010	B
72	Cast-in-place Piles	2	Mar 2010	B
73	Steel Piles	2	Mar 2010	B
74	Timber Piles	2	Mar 2010	B
75	Testing of Piles	2	Mar 2010	B
76	General Requirements for Embedded Retaining Walls	2	Mar 2010	C
77	Diaphragm Walls	2	Mar 2010	B
78	Embedded Retaining Walls constructed using Bored Concrete Piles	2	Mar 2010	B
79	Sheet Pile Walls	2	Mar 2010	B
83	Structural Concrete Repairs	2	Aug 2008	D
85	Concrete for Ancillary Purposes	2	Aug 2008	B
93	Structural Steelwork Repairs	1A	Feb 1997	D
100	Bearings	2	Jun 2010	C
100GN	Guidance Note for the specification of bearings	2	Jun 2010	C
110	General requirements for Waterproofing Underline Bridges	2	Dec 2008	C
111	Tightly bonded systems for Underbridge Bridges	2	Dec 2008	B
112	Loose-laid systems for Underline Bridges	2	Dec 2008	A
113	Waterproofing road carrying Bridges	2	Dec 2008	D
114	Tanking	2	Dec 2008	A
120	General Requirements for Bridge Installation Methods and Temporary Works	3	Jun 2008	B
121	Bridge Installation by Sliding or Rolling	3	Jun 2008	C
122	Bridge Installation by Large Capacity Crane	3	Jun 2008	B
123	Bridge Installation Using Self Propelled Lifting Vehicles	3	Jun 2008	C
124	Temporary Works Tunnels Constructed Using a Shield	3	Jun 2008	C
125	Bridge Installation by Thrust Boring	3	Jun 2008	C
126	Temporary Bridges	3	Jun 2008	C
130 - 134	Inspection of New Steelwork, Precast Concrete, Protective Treatment and Waterproofing	1A	Jan 1997	D
	130:General Requirements for Inspection			
	131:Inspection of New Steelwork			
	132:Inspection of Precast Concrete			
	133:Inspection of Protective Treatment			
	134:Inspection of Waterproofing			
150	Brickwork, Blockwork and Masonry	1C	Sep 1994	D
153	Brickwork and Masonry Repairs	1A	May 1997	E
160	General requirements for structural timber	2	Dec 2009	C
160GN	Guidance Note for structural timber	2	Dec 2009	C
161	Design requirements for structural timber	2	Dec 2009	B

## 4.2 CIVIL ENGINEERING

### 4.2.1 Civil Engineering

**CIV**  
**Level 2**

Sections	Title	Issue	Issue Date	Price
162	Workmanship for structural timber	2	Dec 2009	B
163	Maintenance and repair of structural timber	2	Dec 2009	B
164	Timber preservation and fire protection	2	Dec 2009	B
170	General requirements for protective treatments	2	Jun 2009	C
171	Maintenance coating works	2	Jun 2009	A
172	Protective coating of new structural steelwork	2	Jun 2009	C
173	Protective coating of existing structural steelwork and ironwork	2	Jun 2009	B
174	Protective coating of timber surfaces	2	Jun 2009	B
175	Protective coating of concrete and masonry surfaces	2	Jun 2009	B
176	Protective coating systems	2	Jun 2009	C
180 - 182	Building and Structure Drainage	1C	Mar 1996	D
	180:General Requirements for Drainage			
	181:Materials			
	182:Installation			
185 & 186	Track Drainage	1B	Jan 1997	D
	185:Track Drainage			
	186:Maintenance of Track Drainage			
190 & 191	External Service Ducts and Cable Troughing	1C	Feb 1996	D
	190:Ducts			
	191:Cable Troughing			
200	General Requirements for Roads and Pavings	2	Sept 2009	A
201	Subgrade and Formation Works	2	Sept 2009	A
202	Road Pavements	2	Sept 2009	C
203	Kerbs, Footways and Paved Areas	2	Sept 2009	A
204	Traffic Signs and Road Markings	2	Sept 2009	A
210	Permanent Way General	1B	Mar 1997	D
211	Permanent Way Design	1B	Mar 1997	C
212	Installation of New and Renewal of Existing Permanent Way	1B	Mar 1997	D
213	Permanent Way Acceptance Standards	1B	Mar 1997	C
214	Inspection of Permanent Way	1B	Mar 1997	D
215	Maintenance of Permanent Way	1B	Mar 1997	E
216	Permanent Way Materials	1B	Mar 1997	C
217	Construction Standards for Permanent Way	1B	Mar 1997	C
218	Permanent Way Small Plant, Tools and Equipment	1B	Mar 1997	B
219	Permanent Way Ancillary Equipment	1B	Mar 1997	C
220	Permanent Way Incident Management	1B	Mar 1997	C
221	Permanent Way for Bridgework	1A	Mar 1997	E
225	Permanent Way Particular Specification (Plain Line Renewals)	1B	Mar 1997	C
226	Permanent Way Particular Specification (S&C Renewals)	1A	Mar 1997	C
227	Permanent Way Particular Specification for Bridgeworks	1A	Mar 1997	C
230	General Requirements for Level Crossings	1A	Jan 1997	C
230GN	Level Crossing Guidance Notes for Specifiers	1A	Jan 1997	D
231	Public Vehicular Level Crossings	1A	Jan 1997	D
232	Occupation and Accommodation Level Crossings	1A	Jan 1997	C
233	Footpath, Bridleway and Other Minor Types of Level Crossings	1A	Jan 1997	B
240	Fencing and Gates	2	Jun 2008	D
250 - 253	Landscaping	1C	Mar 1996	D
	250:Preparation of Topsoil			
	251:Grass Seeding and Turfing			
	252:Planting of Shrubs and Trees			
255 - 257	253:Maintenance of Landscaped Works			
	Management of Lineside Vegetation	1 B	Mar 1996	E
	255:General Requirements for the Management of Lineside Vegetation			
	256:Weedkilling			
1700	257:Tree Felling and Scrub Clearance			
	Structural Concrete	1	Mar 2017	Phone
1800	Structural Steelwork	1	Jun 2016	E

## 4.2 CIVIL ENGINEERING

### 4.2.1 Civil Engineering

**CIV**  
**Level 3**

<b>NR/L2/CIV/168</b>	<b>Asbestos Management</b> Issue 1; Mar 17	<b>Compliance</b> 03/09/21	<b>Replaces</b> New at Issue 103
----------------------	--	-------------------------------	-------------------------------------

This business process sets out the process by which Network Rail will comply with the current Control of Asbestos Regulations (CAR) and associated approved code of practice and guidance L143.

Price: D

<b>NR/L2/CIV/169</b>	<b>Design of Tunnels</b> Issue 1; Mar 19	<b>Compliance</b> 02/03/19	<b>Replaces</b> New at Issue 111
----------------------	--	-------------------------------	-------------------------------------

The purpose of this standard is to define the requirements for the Design and enable the project team to confirm that the Design complies with relevant codes and standards such that there is no unacceptable risk to safety as a result of the Design.

Price: D

<b>NR/L2/CIV/171</b>	<b>Examinations, Inspections and Assessments of Buildings &amp; Architecture Assets: Structures and Fabric</b> Issue 1; Dec 17	<b>Compliance</b> 03/03/18	<b>Replaces</b> New at Issue 106
----------------------	--	-------------------------------	-------------------------------------

This document provides detail on the process to instruct and review examinations, inspections and assessments to enable understanding of asset condition and identify risk to the safe operation of railway infrastructure associated with Buildings & Architecture structures & fabric.

Price: D

<b>NR/L2/CIV/172</b>	<b>Buildings and Architecture: Instructing Reactive, Minor Emerging Works and Business Plan Interventions</b> Issue 1; Dec 17	<b>Compliance</b> 03/03/18	<b>Replaces</b> New at Issue 106
----------------------	---	-------------------------------	-------------------------------------

This document outlines the business process for the planning, investment and maintenance management of building fabric and Mechanical and Electrical (M&E) assets.

Price: C

<b>NR/L2/CIV/177</b>	<b>Monitoring Track Over or Adjacent to Building and Civil Engineering Works</b> Issue 1; Jun 17	<b>Compliance</b> 02/09/17	<b>Replaces</b> New at Issue 104
----------------------	--	-------------------------------	-------------------------------------

This business process defines the requirements for monitoring of the track over or adjacent to building and civil engineering works to maintain:

- safe operation of trains; and / or
- the safe movement and control of people to and from the trains. It contains specific requirements to manage track safety during building and civil engineering works.

Price: D

<b>NR/L2/CIV/295</b>	<b>Scour Assessment of Bridges, Culverts and Retaining Walls</b> Issue 2; Sep 18	<b>Compliance</b> 01/12/18	<b>Replaces</b> NR/L2/CIV/295 Iss 1; Jun 17
----------------------	--	-------------------------------	--

This business process describes the procedures for safeguarding Network Rail structures from the risk of scour. It manages the threat of scour, which can lead to functional failure of a structure.

Price: E

### Level 3

<b>NR/L3/CIV/006</b>	<b>Handbook for the Examination of Structures</b> Issue 8; Jun 17	<b>Compliance</b> 01/04/20	<b>Replaces</b> NR/L3/CIV/006 Iss 7; Dec 16
----------------------	---	-------------------------------	--

The purpose of this handbook is to define the requirements and provide recommendations for the examination of Structures.

Price: C Standard only; Complete, Phone

See below for details of modules and individual pricing



Additional Excel Content Available: Phone

NR/L3/CIV/006/	Document Title	Issue	Issue Date	Price
01A	Part 1A: Purpose, scope and definitions	3	Jun 2010	D Contains NR/BS/LI/167 (Expired)
01B	Part 1B: Types of Examination Regime	2	Jan 2014	C
01C	Part 1C: Determining the Examination Regime	5	Jan 2014	D
01D	Part 1D: Competency, Preparation for Examinations and Other Common Requirements	2	Sep 2015	C
01F	Part 1E: Protective Treatment			
02A	Part 2A: Bridges	2	Jun 2010	D
02B	Part 2B: Tenanted Bridge Spans	2	Jun 2010	C
02C	Part 2C: Condition Marking of Bridges	1	Jun 2010	F
02D	Part 2D: Hidden Parts of Bridges			
02E	Part 2E: Fatigue in Bridges			
02F	Part 2F: Condition Marking of Footbridges			

## 4.2 CIVIL ENGINEERING

### 4.2.1 Civil Engineering

**CIV/RES**  
**Level 3**

NR/L3/CIV/006/	Document Title	Issue	Issue Date	Price
03A	Part 3A: Culverts	2	Jun 2009	C
03B	Part 3B: Condition Marking of Culverts			
04A	Part 4A: Lined Tunnels	1	Sep 2009	C (Contains NR/BS/LI/348)
04B	Part 4B: Unlined Tunnels	1	Sep 2009	C (Contains NR/BS/LI/348)
04C	Part 4C: Recording of Tunnel Examinations and Condition Marking Index Score	2	Dec 2016	Phone
04D	Part 4D: Unlined Tunnel Geotechnical Risk Assessment Guidance	1	Sep 2009	D; + <i>Excel, Phone</i>
05A	Part 5: Retaining Walls	2	Jun 2010	C
05B	Part 5B: Condition Marking of Retaining Walls			
06	Part 6: Coastal, Estuarine and River Defences	1	Sep 2009	C
07A	Part 7A: Operational Property Structures	1	Jun 2010	B
07B	Part 7B: Buildings	1	Jun 2010	C
07C	Part 7C: Condition Marking of Operational Property			
08	Part 8: Ancillary Structures	2	Jun 2017	B
09A	Part 9A: Earthworks			
09B	Part 9B: Condition Marking of Earthworks			
10	Part 10: Drainage	-	NR/L3/CIV/005	
11A	Part 11A: Reporting and Recording Examinations of Structures in CARRS	4	Jun 2017	D
11B	Part 11B: Reporting and Recording Examinations of Operational Property Structures and Inspections of Buildings in OPAS	1	Jun 2010	E
11C	Part 11C: Reporting and Recording Examinations of Earthworks using GISmo			
11D	Part 11D: Reporting and Recording of Bridge Strikes	-	NR/L3/CIV/176	
12A	Part 12A: Evaluation of Examinations of Structures: Guidance for an Examiner			
12B	Part 12B: Evaluation of Examinations of Operational Structures and Buildings			
12C	Part 12C: Evaluation of Examinations of Structures: Guidance for an Asset Manager			
13A	Guide to use of CARRS			
13B	Guide to use of OPAS			
13C	Guide to use of Earthwork GIS database			

<b>NR/L3/CIV/00012</b>	<b>Road Vehicle Incursions: Risk Assessment of Public and Non-Public Bridge and Neighbouring Sites</b> Issue 1; Jun 15	<b>Compliance</b> 05/09/15	<b>Replaces</b> RT/LS/G/00012 Iss 1; Jun 03
------------------------	--	-------------------------------	--

This standard enables Routes to reduce the risks associated with road vehicle incursions at:

- Overbridge sites at local roads, dual-carriageways and motorways;
- Neighbouring sites where road and rail run alongside each other

Price: D  Additional Excel Content Available: Phone

<b>NR/L3/CIV/020</b>	<b>Design of Bridges</b> Issue 1; Mar 11	<b>Compliance</b> 04/06/11	<b>Replaces</b> RT/CE/S/007 Iss 1; Jun 10
----------------------	--	-------------------------------	--

The purpose of the standard is to define the requirements for the structural Design of Bridges and Bridge-like structures

Price: F (Contains NR/BS/LI/331)

<b>NR/L3/CIV/023</b>	<b>Assessment of Footbridges</b> Issue 1; Mar 18	<b>Compliance</b> 02/03/19	<b>Replaces</b> New at Issue 107
----------------------	--	-------------------------------	-------------------------------------

This document provides requirements and advice for the assessment of footbridges.

Price: E

<b>NR/L3/CIV/024</b>	<b>Assessment of Operational Property Structures</b> Issue 1; Mar 18	<b>Compliance</b> 02/03/19	<b>Replaces</b> New at Issue 107
----------------------	--	-------------------------------	-------------------------------------

This document provides requirements and advice for the assessment of Operational Property structures.

Price: E

<b>NR/L3/CIV/028</b>	<b>The Management of Reports of Safety-Related Events on Civil Engineering Infrastructure</b> Issue 5; Sep 15	<b>Compliance</b> 05/09/15	<b>Replaces</b> NR/L3/CIV/028 Iss 4; Sep 11
----------------------	---	-------------------------------	--

This standard defines

- the process for rating Safety-Related Events, and
- the requirements for recording, reporting and reviewing the details of such Events.

Price: C

## 4.2 CIVIL ENGINEERING

### 4.2.1 Civil Engineering

**CIV/RES**  
**Level 3**

<b>NR/L3/CIV/030</b>	<b>Platform Components and Prefabricated Construction Systems</b> Issue 3; Sep 11	<b>Compliance</b> 03/12/11	<b>Replaces</b> RT/E/PS/00030 Iss 2; Jun 05
----------------------	---	-------------------------------	--

This specification provides specification requirements for manufactured platform components and pre-fabricated platform systems to be installed at Network Rail owned stations.

Price: D

<b>NR/L3/CIV/037</b>	<b>Managing the Risk Arising from Mineral Extraction and Landfill Operations</b> Issue 3; Dec 08	<b>Compliance</b> 01/03/09	<b>Replaces</b> NR/SP/CIV/037 Iss 2; Apr 04 (RT/CE/P/037)
----------------------	--	-------------------------------	---

The purpose of this standard is to define the procedures and responsibilities for managing the risks that Mineral Extraction and Landfill operations pose to Network Rail's operations and infrastructure

Price: B

<b>NR/L3/CIV/038</b>	<b>Managing the Potential Effects of Coal Mining Subsidence</b> Issue 1; Dec 08	<b>Compliance</b> 01/03/09	<b>Replaces</b> NR/SP/CIV/037 Iss 2; Apr 04 (RT/CE/P/037)
----------------------	---	-------------------------------	---

The purpose of this standard is to define the procedure for managing the potential effects of subsidence arising from coal mining, so that in following this procedure (a) such effects will not produce an unacceptable risk to the integrity, safe use or performance of the rail infrastructure, and (b) the cost of Works to manage such effects or for requiring Reservation of Support are determined and, respectively, recovered or paid.

Price: C

<b>NR/L3/CIV/039</b>	<b>Specification for the Assessment and Certification of Protective Coatings and Sealants</b> Issue 5; Mar 09	<b>Compliance</b> 05/12/09	<b>Replaces</b> RT/CE/S/039 Iss 4; Feb 02
----------------------	---	-------------------------------	--

The purpose of this standard is to define the procedures and test methods that shall be followed when assessing and certifying coatings and sealants for use on Network Rail's infrastructure.

Price: E

<b>NR/L3/CIV/040</b>	<b>Specification for the use of Protective Coating Systems</b> Issue 1; Mar 09	<b>Compliance</b> 05/12/09	<b>Replaces</b> New at Issue 71
----------------------	--	-------------------------------	------------------------------------

The purpose of this standard is to define the requirements for the selection, application and reapplication of protective coating systems to Network Rail's infrastructure.

Price: E

<b>NR/L3/CIV/041</b>	<b>Waterproofing Systems for Underline Bridge Decks</b> Issue 3; Aug 08	<b>Compliance</b> 06/06/09	<b>Replaces</b> RT/CE/S/041 Iss 2; Aug 01
----------------------	---	-------------------------------	--

This specification provides the performance criteria for waterproofing systems proposed to be used on Network Rail's underline bridge decks and provides recommendations for tests to be carried out to prove compliance with the performance requirements.

Responds to GC/RT5110

Price: E

<b>NR/L3/CIV/065</b>	<b>Examination of Earthworks Manual</b> Issue 6; Sep 17	<b>Compliance</b> 31/12/17	<b>Replaces</b> NR/L3/CIV/065 Iss 5; Dec 14
----------------------	---	-------------------------------	--

This business process manages the control, 'earthwork examination', mitigating the following risks:

- loss of track support or track geometry;
- slope failure leading to loss of kinematic envelope or track geometry.

Price: D Standard only; Complete, Phone

See below for details of modules and individual pricing

NR/L3/CIV/065/	Title	Issue	Issue Date	Price
Mod01	Definition of Risk Evaluation Matrix	1	Sep 2017	C
Mod02	Definition of Soil Cutting Hazard Index	1	Sep 2017	D
Mod03	Definition of Rock Slope Hazard Index	1	Sep 2017	F
Mod04	Definition of Soil Embankment Hazard Index	1	Sep 2017	D

<b>NR/L3/CIV/071</b>	<b>Geotechnical Design</b> Issue 4; Jun 11	<b>Compliance</b> 03/09/11	<b>Replaces</b> NR/L3/CIV/071 Iss 3; Mar 10
----------------------	--	-------------------------------	--

The purpose of the standard is to define the requirements for geotechnical designs undertaken for Network Rail.

Price: D

## 4.2 CIVIL ENGINEERING

### 4.2.1 Civil Engineering

**CIV/RES**  
**Level 3**

<b>NR/L3/CIV/076</b>	<b>Management of the Risk of Bridge Strikes from Road Vehicles and Waterborne Vessels</b> Issue 4, Sep 10	<b>Compliance</b> 04/12/10	<b>Replaces</b> NR/L3/CIV/076 Iss 3, Jun 2008
----------------------	---	-------------------------------	--

The purpose of this Network Rail standard is to:

- define the requirements for the management of Underline and Overline Bridges on Network Rail's infrastructure such that there is no unacceptable risk to safety as a result of Bridge Strikes;
- reduce the risks to the operational railway from Bridge Strikes, as far as is reasonably practicable, by assessing the safety risks at each Bridge and implementing mitigating measures as necessary;
- reduce train delays resulting from Bridge Strikes, as far as is reasonably practicable, without compromising the safety of train operations.

Price: C

<b>NR/L3/CIV/142</b>	<b>The Management of the Movement of Abnormal Road Loads</b> Issue 3; Dec 17	<b>Compliance</b> 03/03/18	<b>Replaces</b> NR/L3/CIV/142 Iss 2; Sep 10
----------------------	--	-------------------------------	--

The purpose of this document is to define the requirements for the management of the movement of Abnormal Road Loads over Network Rail structures. These procedures form a control barrier against the threat of overloading by live loads to structures.

Price: C

<b>NR/L3/CIV/151</b>	<b>Engineering Assurance of Standard Designs and Details for Building and Civil Engineering Works</b> Issue 6; Mar 12	<b>Compliance</b> 03/03/12	<b>Replaces</b> NR/L3/CIV/151 Iss 5; Mar 11
----------------------	---	-------------------------------	--

The purpose of the standard is to issue Standard Designs and Details for Building and Civil Engineering Works, along with supplementary information to that given in NR/L2/CIV/003 on the process for their application.

Price: D

<b>NR/L3/CIV/151/F010</b>	<b>Index of Standard Designs and Details for Building and Civil Engineering Works</b> Issue 13; Mar 19	<b>Compliance</b> N/A	<b>Replaces</b> NR/L3/CIV/151/F010 Iss 12; Dec 18
---------------------------	--	--------------------------	---

This document provides lists of Drawings, Engineering Assurance Forms, Technical User Manuals and Selection Guides.

Price: D

<b>NR/L3/CIV/160</b>	<b>The Design of Car Parks for Railway Stations and Depots</b> Issue 1; Jun 09	<b>Compliance</b> 05/12/09	<b>Replaces</b> New at Issue 72
----------------------	--	-------------------------------	------------------------------------

The purpose of the standard is to provide direction and guidance on the design of car parks for railway stations and depots.

Price: F

<b>NR/L3/CIV/162</b>	<b>Platform Extensions</b> Issue 2; Sep 11	<b>Compliance</b> 03/12/11	<b>Replaces</b> NR/L3/CIV/162 Iss 1; Mar 10
----------------------	--	-------------------------------	--

This Standard provides requirements and guidance on works to extend existing platforms at stations; for example, those involved in the Longer Trains Programme.

Price: D (Contains NR/BS/LI/371)

<b>NR/L3/CIV/164</b>	<b>Legionnaires' Disease — The Control of Legionella Bacteria in Water Systems</b> Issue 1; Sep 11	<b>Compliance</b> 03/12/11	<b>Replaces</b> New at issue 81
----------------------	--	-------------------------------	------------------------------------

The purpose of this Standard is to raise awareness of legionella risks and obligations of employers under HSE regulations. Responsible persons are identified, and requirements provided to reduce the growth of legionella and subsequent infection risks to passengers and employees on Network Rail Property

Price: C

<b>NR/L3/CIV/169</b>	<b>Design of Tunnels</b> Issue 1; Mar 19	<b>Compliance</b> 02/03/19	<b>Replaces</b> New at issue 111
----------------------	--	-------------------------------	-------------------------------------

The purpose of this standard is to define the requirements for the Design and enable the project team to confirm that the Design complies with relevant codes and standards such that there is no unacceptable risk to safety as a result of the Design.

Price: D

<b>NR/L3/CIV/170</b>	<b>Assessment of Tunnels</b> Issue 1; Mar 19	<b>Compliance</b> 02/03/19	<b>Replaces</b> New at Issue 111
----------------------	--	-------------------------------	-------------------------------------

This document provides requirements and guidance for the structural assessment of Tunnels.

Price: D

<b>NR/L3/CIV/176</b>	<b>Management of Reports on Bridge Strikes</b> Issue 4; Sep 10	<b>Compliance</b> 04/12/10	<b>Replaces</b> NR/L3/CIV/176 Iss 3; Jun 06
----------------------	--	-------------------------------	--

The purpose of this Network Rail standard is to define the processes and the responsibilities for reporting information on Bridge Strikes.

Price: C

## 4.2 CIVIL ENGINEERING

### 4.2.1 Civil Engineering

## CIV/RES Guidance

<b>NR/L3/CIV/185</b>	<b>Management of Reports of Safety Related Geotechnical Incidents</b> Issue 1; Sep 17	<b>Compliance</b> 31/12/17	<b>Replaces</b> New at Issue 105
----------------------	---	-------------------------------	-------------------------------------

This procedure manages the control, 'the receipt of ad-hoc reports from train operating companies, freight operating companies, Network Rail staff and earthworks reporting procedures', relating to the risks of:

- loss of track support and/or track geometry
- slope failure leading to loss of kinematic envelope and/or track geometry.

Price: C

<b>NR/L3/CIV/190</b>	<b>Developing Extreme Weather Plans</b> Issue 1; Dec 17	<b>Compliance</b> 03/03/19	<b>Replaces</b> New at Issue 106
----------------------	---	-------------------------------	-------------------------------------

The purpose of this document is to define a standard approach for the development of Extreme Weather Plans for Structures assets.

An Extreme Weather Plan (Structures) (EWPS):

- identifies structures at risk from extreme weather;
- outlines the management actions to protect the structures under these conditions; and
- defines a procedure for receiving and acting upon notifications of extreme weather.

Price: D

<b>NR/L3/CIV/300</b>	<b>Managing Complaints About Pigeons</b> Issue 1; Jun 07	<b>Compliance</b> 02/06/07	<b>Replaces</b>
----------------------	--	-------------------------------	-----------------

The purpose of this Work Instruction is to define:

- The procedure for managing complaints and Legal Notices concerning the nuisance caused by pigeons
- The roles and responsibilities of Network Rail employees in managing such complaints and Notices.

The procedure is designed to deliver an amicable, timely and cost-effective solution that satisfies all legal obligations.

Price: D

### Guidance Notes (Including Codes of Practice)

<b>NR/GN/CIV/001</b>	<b>Waterproofing Underline Bridge Decks</b> Issue 3; Aug 08	<b>Replaces</b> RT/CE/C/001 Iss 2; Aug 01
----------------------	---	--

The purpose of this standard is to supplement NR/GN/CIV/041: Waterproofing systems for Underline Bridge decks by providing information on;

- the types of Waterproofing Systems, and their components,
- the selection of a Waterproofing System for a particular bridge deck,
- the detailing of a Waterproofing System,
- the application of a Waterproofing System,
- the performance criteria for a Waterproofing System.

Price: D

<b>NR/GN/CIV/002</b>	<b>The Use of Protective Treatments and Sealants</b> Issue 5; Mar 09	<b>Replaces</b> RT/CE/C/002 Iss 4; Feb 02
----------------------	--	--

The purpose of this standard is to support NR/L3/CIV/040: Specification for the use of protective coating systems by providing guidance and information on the selection, application and reapplication of such systems to Network Rail infrastructure.

Price: F

<b>NR/GN/CIV/025</b>	<b>The Structural Assessment of Underbridges</b> Issue 3; Jun 06	<b>Replaces</b> RT/CE/C/025 Iss 2; Feb 04
----------------------	--	--

The purpose of this document is to provide recommendations for applicable standards and analytical methods which may be used to determine the load carrying capacity of existing Network Rail underbridges.

Price: Phone

<b>NR/GN/CIV/163</b>	<b>Management of Water Supply</b> Issue 1; Dec 10	<b>Replaces</b> New at Issue 78
----------------------	---	------------------------------------

The purpose of this document is to establish roles and responsibilities for the monitoring, reporting, tracking and repair of water leaks, as well as the process for claims resulting from water leaks, leading to the proactive management of water consumption.

Price: C

<b>NR/GN/CIV/165</b>	<b>De-icing of Operational Property Assets</b> Issue 1; Dec 10	<b>Replaces</b> New at Issue 78
----------------------	--	------------------------------------

This Guidance Note provides recommendations and guidance on the use of de-icing products on all Network Rail Operational Property. This includes both Franchised Stations and Managed Stations, Depots and lineside buildings.

Price: B

<b>NR/GN/CIV/166</b>	<b>R22 Refrigerant Systems – Phasing out</b> Issue 1: Dec 10	<b>Replaces</b> New at Issue 78
----------------------	--	------------------------------------

This guidance is provided for phasing out of R22 refrigerant systems currently in use on all Network Rail Operational Property, in accordance with EU Regulations for reduction of greenhouse gases and gases which are likely to cause damage to the ozone layer. Guidance is provided for suitable cost effective alternatives to R22. This guidance applies to all R22 refrigerant systems present in Stations, Depots and all lineside buildings.

Price: C

<b>NR/GN/CIV/201</b>	<b>Managing bridge strike incidents - Good Practice Guide for Bridge Strike Nominees</b> Issue 4; Jun 2008	<b>Replaces</b> NR/GN/CIV/201 Issue 3; Apr 06
----------------------	--	--

The purpose of NR/GN/CIV/201 is to provide guidance and additional information on the processes to be followed by Bridge Strike Nominees during examinations of Bridges following a reported bridge strike, and gives examples showing the damage limits to a bridge following a bridge strike up to which Bridge Strike Nominees are authorised to permit train movements.

Price: C

<b>NR/GN/CIV/202</b>	<b>Management of the Risk of Bridge Strikes</b> Issue 3; Sep 10	<b>Replaces</b> NR/GN/CIV/202 Issue 2; Jun 2008
----------------------	---	--

The purpose of this Guidance Note is to provide guidance and information to those within Network Rail, and its suppliers, contractors and consultants who have responsibilities for complying with the requirements of NR/L3/CIV/076 Management of the risk of Bridge Strikes from road vehicles and waterborne vessels.

Price: Phone

<b>NR/GN/CIV/203</b>	<b>Evaluation and Assessment of Earthworks</b> Issue 1; Oct 07	<b>Replaces</b>
----------------------	--	-----------------

The purpose of this document is to provide guidance on the Evaluation and Assessment of Earthworks. The objectives of these key activities of the asset management cycle are (a) to determine or confirm the stability of existing Earthworks, and (b) to assess the risk posed by the continued use of an Earthwork. The information from (a) and (b) may be used in the design of remedial works to the Earthwork.

Price: B

<b>NR/GN/CIV/208</b>	<b>Ground Investigation</b> Issue 1; Dec 18	<b>Replaces</b> New at Issue 110
----------------------	---	-------------------------------------

The purpose of this guidance note is to provide guidance, information and best practice on the design and implementation of ground investigations.

This document provides guidance on railway specific aspects of ground investigation, including ecological surveys, contaminated land, buried services, operational railway restrictions and mining.

Price: D

<b>NR/GN/CIV/801</b>	<b>The Application of the Observational Approach to the Design of Remedial Works to Earthworks</b> Issue 3; Mar 09	<b>Replaces</b> NR/L3/CIV/801 Iss 2; Apr 07
----------------------	--	--

The purpose of this Guidance Note is to supplement NR/SP/CIV/071: Design of earthworks, earthwork remediations and geotechnical aspects of foundations for structures by providing advice on the application of the Observational Approach (OA) to the design of remedial works to embankments and soil cuttings.

Price: C

<b>RT/CE/C/015</b>	<b>The Assessment of Underbridge Capacity</b> Issue 1; Nov 95	<b>Replaces</b>
--------------------	---	-----------------

Defines parameters and methods for the assessment of underbridges owned by Network Rail.  
Responds to GC/RT5100

Price: F

### Special Inspection Notices

<b>NR/SIN/143</b>	<b>Special Inspection of Architectural Features Attached to Station Building Assets</b> Issue 3; Apr 15*	<b>Compliance</b> 30/04/16	<b>Replaces</b> New at Issue 97
-------------------	--	-------------------------------	------------------------------------

This Special Inspection Notice (SIN) applies to all station building assets which have decorative or functional architectural features attached to them. This SIN is issued following an incident at Bath Spa Station and requires Route Asset Managers (RAMs) responsible for station buildings as part of the Operational Property portfolio to:-

- Identify if the above features are present on Station buildings
- Instruct and manage a detailed additional inspection / examination of these features by utilising the current CEFA contractor or a competent surveyor.

\* Issues 1 & 2 were not formally published

Price: C

### 4.2.2 Railway Estates Policy & Planning

#### Guidance Notes

**RT/LS/G/00002**      **Responsive Maintenance** Issue 3; Jun 05

**Replaces**  
RT/LS/G/00002 Iss 2; Apr 01

This guidance note has been developed to provide practical advice for use at an operational level to maximise the value for money spent on common responsive maintenance repairs.

*Price: D*

## 4.3 COMMERCIAL PROPERTY

## Level 2

NR/L2/PRO/001	Property Clearance Process Issue 1; Dec 09	Compliance 06/03/10	Replaces New at Issue 74
---------------	--	------------------------	-----------------------------

This Network Rail standard specifies the application process to be followed for Stage 1 (Business) Clearance and Stage 2 (Technical) Clearance and defines the type of proposals and schemes which are subject to or exempt from the clearance process.

*Price: C*

## 4.4 COMPANY STANDARDS GROUP

## Level 2

<b>NR/L2/CSG/STP001</b>	<b>Standards and Controls Management Manual</b> Issue 7; Mar 18	<b>Compliance</b> 02/06/18	<b>Replaces</b> NR/L2/CSG/STP001 Iss 6; Dec 16
-------------------------	---	-------------------------------	--

The purpose of this manual and its modules is to:

- support the control of risks throughout Network Rail;
- help maintain a consistent, safe and coherent company-wide set of standards and control documents;
- provide structure and consistency to the management of the Network Rail standards and control documents change process; and
- provide structure and consistency to the management of variations to standards and control documents; and
- provide structure and consistency to the production and use of bowties in support of the development of standards and control documents.

Price: B Standard only; Complete, E See below for details of modules and individual pricing

NR/L2/CSG/STP001	Title	Issue	issue Date	Price
01	Principles of Standard and Control Management	7	Mar 2018	C
02	Managing Standard and Control Document Change Projects	7	Mar 2018	D
03	Drafting Criteria for Standards and Control Documents	3	Dec 2016	C
04	Managing Variations to Network Rail Standards and Control Documents and Railway Group Standards	6	Dec 2016	C
05	Producing Bowties and Using Them to Support the Management of Standards and Control Documents	1	Dec 2016	D

<b>NR/L2/CSG/10072</b>	<b>Business Process for Special Inspection Notices</b> Issue 1; Mar 16	<b>Compliance</b> 04/06/16	<b>Replaces</b> NR/L2/SIG/10072 Iss 6; Dec 10
------------------------	---	-------------------------------	--

This purpose of this standard is to provide a consistent approach to the development, implementation and closure of special inspection notices (SINs).

Price: C

## 4.5 COMPETENCE &amp; TRAINING MANAGEMENT

## Company Standards

<b>NR/CS/CTM/001</b>	<b>Competence Management</b> Issue 1; Dec 06	<b>Compliance</b> 31/12/07	<b>Replaces</b>
----------------------	--	-------------------------------	-----------------

This standard sets out the requirements for a management system that ensures people involved in work or provision of services that may affect the operational safety and/or performance of Network Rail controlled infrastructure, are competent to perform the work. It defines processes to ensure Network Rail maintains a robust Competence Management System.

Price: D

## Specifications (including Procedures)

<b>NR/SP/CTM/011</b>	<b>Competence and Training in Track Engineering</b> Issue 1; Dec 06	<b>Compliance</b> 31/12/08	<b>Replaces</b>
----------------------	--	-------------------------------	-----------------

This specification sets out the minimum requirements for the training and assessment of people who undertake track engineering work on Network Rail controlled infrastructure. It defines processes that shall be implemented to ensure that people who undertake track engineering work are competent to perform the work.

Price: E

<b>NR/SP/CTM/015</b>	<b>Competence and Training in DC Conductor Rail Engineering</b> Issue 1; Dec 06	<b>Compliance</b> 31/03/09	<b>Replaces</b>
----------------------	--	-------------------------------	-----------------

This specification sets out the minimum requirements for the assessment of personnel who undertake DC Conductor Rail maintenance and/or isolation work on Network Rail controlled infrastructure. It defines processes that shall be implemented and the standards that shall be achieved to ensure that personnel who undertake d.c. conductor rail maintenance and/or isolation work are competent to perform the work.

Price: E

<b>NR/SP/CTM/016</b>	<b>Competence and Training in Fixed Plant Engineering</b> Issue 1; Dec 06	<b>Compliance</b> 31/03/09	<b>Replaces</b>
----------------------	--	-------------------------------	-----------------

This specification sets out the minimum requirements for the assessment of people who undertake Fixed Plant engineering work on Network Rail controlled infrastructure. It defines processes that shall be implemented and the standards that shall be achieved to ensure that people who undertake Fixed Plant engineering tasks are competent to perform the work. Where a person is required to isolate or work near electrical equipment reference should be made to NR/SP/CTM/018 Training & Competence in Traction Power Distribution Engineering

Price: Phone (Contains NR/BS/LI/397)

<b>NR/SP/CTM/017</b>	<b>Competence and Training in Civil Engineering</b> Issue 1; Jun 06	<b>Compliance</b>	<b>Replaces</b>
----------------------	---	-------------------	-----------------

This Specification sets out the minimum requirements for the training and assessment of people who undertake Civil Engineering work that may affect the operational safety of Network Rail controlled infrastructure. It defines processes that shall be implemented and the standards that shall be achieved to ensure that personnel who undertake Civil Engineering work are competent to perform the work.

Price: E

<b>NR/SP/CTM/032</b>	<b>Training, Competence and Assessment in Accident and Incident Investigation</b> Issue 1; Jun 07	<b>Compliance</b> 02/06/07	<b>Replaces</b>
----------------------	---	-------------------------------	-----------------

This specification sets out the minimum requirements for the training and assessment of Network Rail employees who are required to undertake accident and incident investigations. It defines processes that shall be implemented and standards that shall be achieved to ensure that personnel who undertake such duties are competent to perform the work.

Price: C

## Level 2

<b>NR/L2/CTM/012</b>	<b>Competence and Training in Signal Engineering</b> Issue 3; Sep 11	<b>Compliance</b> 02/06/12	<b>Replaces</b> NR/L2/CTM/012 Iss 2; Mar 10
----------------------	---	-------------------------------	--

This specification sets out the minimum requirements for the training and assessment of people who undertake signal engineering work on Network Rail managed infrastructure. It defines processes that shall be implemented and the standards that shall be achieved to confirm that people who undertake signal engineering work are competent to perform the work.

Price: D Standard only; Complete, Phone

See below for details of modules and individual pricing

NR/L2/CTM/012/	Document Title	Issue	Issue Date	Price
001	Sig. 1: Undertake Preventative Maintenance of Track Circuits	1	Mar 2010	A
002	Sig. 2: Undertake Preventative Maintenance of Electrical Signals and AWS	1	Mar 2010	A
003	Sig. 3: Undertake Preventative Maintenance of Signalling Power Supplies	1	Mar 2010	A
004	Sig. 4: Undertake Preventative Maintenance of Signalling Cables	1	Mar 2010	A
005	Sig. 5: Undertake Corrective and Preventative Maintenance of Track Circuits	1	Mar 2010	B
006	Sig. 6: Undertake Corrective and Preventative Maintenance of Axle Counters	1	Mar 2010	B

## 4.5 COMPETENCE & TRAINING MANAGEMENT

**CTM**  
**Level 2**

NR/L2/CTM/012/	Document Title	Issue	Issue Date	Price
007	Sig. 7: Undertake Corrective and Preventative Maintenance of Electrical Signals Including AWS and TPWS	1	Mar 2010	B
008	Sig. 8: Undertake Corrective and Preventative Maintenance of Mechanical Signals and AWS Equipment	1	Mar 2010	B
009	Sig. 9: Undertake Corrective and Preventative Maintenance of Mechanically Operated Points	1	Mar 2010	B
010	Sig. 10: Undertake corrective and Preventative Maintenance of Electro-Mechanical Point Machines	1	Mar 2010	B
011	Sig. 11: Undertake Corrective and Preventative Maintenance of Pneumatically Operated Point Machines	1	Mar 2010	B
012	Sig. 12: Undertake Corrective and Preventative Maintenance of Rail Clamp Point Lock Point Machines	1	Mar 2010	B
013	Sig. 13: Undertake Corrective and Preventative Maintenance of Signalling Power Supplies	1	Mar 2010	B
014	Sig. 14: Undertake Corrective and Preventative Maintenance of Signalling Cables	1	Mar 2010	B
015	Sig. 15: Undertake Corrective and Preventative Maintenance of Level Crossing Systems	1	Mar 2010	B
016	Sig. 16: Undertake Corrective and Preventative Maintenance of Lever Frames And Locks And Circuit Controllers	1	Mar 2010	B
017	Sig. 17: Undertake Corrective and Preventative Maintenance of Absolute Block Systems	1	Mar 2010	B
018	Sig. 18: Undertake Corrective and Preventative Maintenance of Relay Based Interlocking	1	Mar 2010	B
019	Sig. 19: Undertake Corrective and Preventative Maintenance of Electronic Based Interlocking	1	Mar 2010	B
020	Sig. 20: Undertake Corrective and Preventative Maintenance of Control Systems	1	Mar 2010	B
021	Sig. 21: Undertake Corrective and Preventative Maintenance of Train Describer Systems	1	Mar 2010	B
022	Sig. 22: Undertake Corrective and Preventative Maintenance of Hot Axle Box Detector Systems	1	Mar 2010	B
023	Sig. 23: Undertake Initial Diagnosis of Failures to Determine the Necessary Course of Action	1	Mar 2010	A
024	Sig. 24: Effective Progression of Work and Use of Resources During Signalling Testing, Maintenance or Installation Activities	1	Mar 2010	A
025	Sig. 25: Take And Relinquish Responsibility for Signalling Equipment	1	Mar 2010	A
026	Sig. 26: Implement And Monitor Safe Working Systems for Signal Engineering Maintenance and Renewal Activities	1	Mar 2010	A
027	Sig. 27: Assemble System and Sub System Component Parts	1	Mar 2010	A
028	Sig. 28: Install and Terminate Wires and Cables	1	Mar 2010	A
029	Sig. 29: Install and Configure Track Circuits	1	Mar 2010	A
030	Sig. 30: Install and Configure Axle Counters	1	Mar 2010	A
031	Sig. 31: Install and Adjust Electro-Mechanical Point Operating Systems	1	Mar 2010	A
032	Sig. 32: Install and Adjust Mechanical Point Operating Systems	1	Mar 2010	A
033	Sig. 33: Install and Adjust Mechanical Signals	1	Mar 2010	A
034	Sig. 34: Install and Adjust Rail Clamp Point Locks	1	Mar 2010	A
035	Sig. 35: Install and Configure Signalling Power Supply Systems	1	Mar 2010	A
036	Sig. 36: Control Planned and Staged Alterations to Existing Signalling Systems	1	Mar 2010	A
037	Sig. 37: Inspect Level Crossings	1	Mar 2010	A
038	Sig. 38: Special Inspection of S&T Equipment	1	Mar 2010	B
039	Sig. 39: Undertake Corrective and Preventative Maintenance of Points Fittings	1	Mar 2010	B
040	Sig. 40: Undertake Corrective And Preventative Maintenance of Intelligent Infrastructure Systems	1	Mar 2010	A
041	Sig. 41: Undertake Corrective And Preventative Maintenance of Rail Mounted Treadles	1	Mar 2010	B
042	Sig. 42: Work Safely on Signalling Power Supplies	1	Mar 2010	A
043	Sig. 43: Joint and Terminate Cables and Wires	1	Mar 2010	A
044	Smth (Core): Confirm That Signalling Systems Have Been Tested to Signal Maintenance Testing Handbook Requirements Following Maintenance /Defect Repair or Renewal	1	Mar 2010	B
045	SWT Mod 1: Tester in Charge	1	Mar 2010	C
046	SWT Mod 2: Principles Tester	1	Mar 2010	B
047	SWT Mod 3: Signalling Verification Tester	1	Mar 2010	B
048	SWT Mod 4: Signalling Functional Tester	1	Mar 2010	B
049	SWT Mod 5: Undertake Tests/Checks Under Direction of a Qualified Tester	1	Mar 2010	A
050	SWT Mod 6: Configure, Test and Introduce Electronic Systems & Equipment into Service	1	Mar 2010	B
055	Sig. 55: G1 10 Tester / Lead Tester	1	Mar 2010	B
056	Sig. 56: G1 10 Test Schedule Author / Checker	1	Mar 2010	A
057	Sig. 57: G1 10 Test Schedule Approver	1	Mar 2010	A

<b>NR/L2/CTM/013</b>	<b>Training and Competence in Telecommunication Engineering</b> Issue 2; Sep 10	<b>Compliance</b> 03/09/11	<b>Replaces</b> NR/L2/CTM/013 Iss 1; Jun 08
----------------------	--	-------------------------------	--

This document sets out the minimum requirements for the training and assessment of individuals who undertake Telecoms engineering activities on Network Rail managed infrastructure. It defines processes that are to be implemented and the standards that are to be achieved to confirm that individuals who undertake Telecoms engineering work are competent to perform the work.

Price: F

<b>NR/L2/CTM/014</b>	<b>Competence and Training in Overhead Line Engineering</b> Issue 2; Mar 10	<b>Compliance</b> 05/06/10	<b>Replaces</b> NR/SP/CTM/014 Iss 1; Dec 06 NR/L2/ELP/24001 Iss 5; Aug 08 NR/L2/ELP/21070 Iss 5; Aug 08
----------------------	--	-------------------------------	--

This specification sets out the minimum requirements for the assessment of personnel who undertake OLE engineering, isolation and/or switching and object removal activities on Network Rail managed infrastructure. It defines processes to be implemented and the standards to be achieved to confirm that personnel who undertake OLE engineering, isolation and/or switching and object removal activities are competent to perform the work.

Price: F

<b>NR/L2/CTM/018</b>	<b>Competence and Training in Traction Power Distribution</b> Issue 2; Mar 10	<b>Compliance</b> 05/03/11	<b>Replaces</b> NR/SP/CTM/018 Iss 1; Dec 06
----------------------	--	-------------------------------	--

This specification sets out the minimum requirements for the assessment of personnel who undertake Traction Power Distribution work on Network Rail controlled infrastructure. It defines processes to be implemented and the standards to be achieved to confirm that personnel who undertake Traction Power Distribution work are competent to perform the work.

Price: E

<b>NR/L2/CTM/021</b>	<b>Competence and Training in Track Safety</b> Issue 4; Dec 10	<b>Compliance</b> 04/12/10	<b>Replaces</b> NR/L2/CTM/021 Iss 3; Sep 10
----------------------	---	-------------------------------	--

This specification sets out the minimum requirements for the training and assessment of individuals who undertake Track Safety activities on Network Rail managed infrastructure. It defines the processes that are to be implemented and the standards that are to be achieved to confirm that individuals who are required to go on or near the line are competent.

Price: F (Contains NR/BS/LI/383)

<b>NR/L2/CTM/022</b>	<b>Competence and Training in the Loading and Load Examination of Infrastructure Wagons (Including Special Vehicles)</b> Issue 2; Jun 12	<b>Compliance</b> 01/09/12	<b>Replaces</b> NR/L2/CTM/022 Iss 1; Jun 07
----------------------	--	-------------------------------	--

The purpose of this standard is to set out the minimum requirements for the training and assessment of individuals who undertake loading and load examination of infrastructure wagon activities on Network Rail managed infrastructure. It defines processes to be implemented and the standards to be achieved to confirm that individuals who undertake loading and examination of loading of infrastructure wagons activities are competent.

Price: D

<b>NR/L2/CTM/025</b>	<b>Competence &amp; Training in On Track Plant Operation</b> Issue 1; Sep 08	<b>Compliance</b> 31/12/10	<b>Replaces</b> New at issue 69
----------------------	---	-------------------------------	------------------------------------

This standard sets out the minimum requirements for the training and competence assessment of persons who operate On Track Plant on Network Rail managed infrastructure. It defines processes that shall be implemented and the standards that shall be achieved to confirm that persons who operate On Track Plant are competent to do so.

Price: Phone

<b>NR/L2/CTM/028</b>	<b>Competence and Training In OLE Construction Engineering</b> Issue 2; Jun 10	<b>Compliance</b> 01/07/10	<b>Replaces</b> NR/L2/CTM/028 Iss 1; Mar 09
----------------------	---	-------------------------------	--

This specification sets out the minimum requirements for the assessment of personnel who undertake OLE construction, renewals, enhancement and/or modification project activities on Network Rail Managed Infrastructure. It defines the processes to be implemented and the standards that are to be achieved to confirm that personnel undertaking these activities are competent to perform their tasks.

Price: E (Contains NR/BS/LI/347)

<b>NR/L2/CTM/201</b>	<b>Competence Management</b> Issue 2; Mar 12	<b>Compliance</b> 02/06/12	<b>Replaces</b> NR/L2/CTM/001 Iss 1; Dec 10
----------------------	--	-------------------------------	--

This standard sets out the requirements for managing the competence of Network Rail employees involved in work that can affect the operational safety and/or performance of Network Rail managed infrastructure. It defines the processes that Network Rail implements and maintains as part of its Competence Management System.

Price: D

<b>NR/L2/CTM/202</b>	<b>Quality Assurance in Training &amp; Assessment</b> Issue 2; Dec 11	<b>Compliance</b> 03/03/12	<b>Replaces</b> NR/L2/CTM/202 Iss 1; Jun 10
----------------------	--	-------------------------------	--

This standard is required as part of the Network Rail Competence Management System to confirm that training organisations use approved trainers, training materials and have sufficient resources and appropriate processes in place to deliver specific Network Rail approved training and that assessment organisations use approved assessors, techniques and have appropriate processes in place to undertake competence assessment of people who undertake work on Network Rail managed infrastructure.

Price: D

<b>NR/L2/CTM/205</b>	<b>Competence and Training for the Maintenance of Traction and Rolling Stock and On-track Machines</b> Issue 1; Jun 11	<b>Compliance</b> 02/06/12	<b>Replaces</b> New at Issue 80
----------------------	--	-------------------------------	------------------------------------

The purpose of this document is to define the minimum requirements for the training and assessment of individuals required to undertake maintenance and/or overhaul work on Traction and Rolling Stock (T&RS) and On-track machine (Including modules on-track plant, which have been deemed to be T&RS assets in order to reduce ambiguity and complexity), which are owned, hired and/or leased by Network Rail, or where Network Rail has an engineering responsibility.

Price: E

<b>NR/L2/CTM/206</b>	<b>Competence and Training in Lookout Operated Warning Systems</b> Issue 1; Sep 11	<b>Compliance</b> 03/12/11	<b>Replaces</b> New at Issue 81
----------------------	--	-------------------------------	------------------------------------

This standard sets out the minimum requirements for the training and assessment of personnel who operate or control the operation of Lookout Operated Warning Systems (LOWS) equipment on the Network Rail Managed Infrastructure

Price: D

<b>NR/L2/CTM/207</b>	<b>Competence and Training in Planning</b> Issue 2; Jun 12	<b>Compliance</b> 01/06/13	<b>Replaces</b> NR/L2/CTM/207 Iss 1; Sep 11
----------------------	--	-------------------------------	--

The purpose of this standard is to set out the minimum requirements for the training and review/assessment of individuals who undertake the planning of work activities that takes place on, or that affects the Network Rail managed infrastructure. It defines processes that are to be implemented and the standards that are to be achieved to confirm that people who are required to undertake these activities are competent.

Price: D

<b>NR/L2/CTM/209</b>	<b>Competence and Training in Safe System of Work Planner</b> Issue 1; Dec 10	<b>Compliance</b> 04/06/11	<b>Replaces</b> New at Issue 78
----------------------	---	-------------------------------	------------------------------------

The purpose of this standard is to set out the minimum requirements for the training and assessment of individuals who plan a safe system of work (SSOW) on the Network Rail managed infrastructure. It defines processes that are to be implemented and the standards that are to be achieved to confirm that people who are required to a plan a SSOW for individuals or groups that go on or near the line are competent.

Price: D

<b>NR/L2/CTM/220</b>	<b>Competence and Training in Portable Transportable and Mobile Plant Operation</b> Issue 1; Jun 12	<b>Compliance</b> 02/06/13	<b>Replaces</b> New at Issue 84
----------------------	---	-------------------------------	------------------------------------

The purpose of this standard is to set out the minimum requirements for the training and assessment of individuals who operate and/or use portable, transportable and/or mobile plant on Network Rail managed infrastructure. It defines processes that are to be implemented and the standards that are to be achieved to confirm that individuals who operate and/or use portable, transportable and/or mobile plant are competent.

Price: F

<b>NR/L2/CTM/222</b>	<b>Competence and Training in Track Welding, Weld Inspection and Ancillary Processes</b> Issue 1; Dec 10	<b>Compliance</b> 04/06/11	<b>Replaces</b> New at Issue 78
----------------------	--	-------------------------------	------------------------------------

This standard sets out the minimum requirements for the training and competence assessment of individuals who undertake track welding activities on Network Rail managed infrastructure. It defines processes to be implemented and the standards to be achieved to confirm that individuals who undertake track welding activities are competent to do so.

Price: E

<b>NR/L2/CTM/223</b>	<b>Competence and Training in Managing Site Safety</b> Issue 1; Jun 11	<b>Compliance</b> 04/06/14	<b>Replaces</b> New at Issue 80
----------------------	--	-------------------------------	------------------------------------

This standard sets out the minimum requirements for the training and assessment of people who manage site safety on Network Rail managed infrastructure. It defines processes that shall be implemented to confirm that people who manage site safety are competent to perform the work.

Price: D

<b>NR/L2/CTM/229</b>	<b>Competence and Training for Emergency Evacuation Wardens and Persons Responsible for Fire Safety</b> Issue 1; Mar 12	<b>Compliance</b> 31/10/12	<b>Replaces</b> New at Issue 83
----------------------	---	-------------------------------	------------------------------------

This standard sets out the minimum requirements for the training and assessment of Network Rail employees who are required to undertake the roles of Emergency Evacuation Wardens and Persons Responsible for Fire Safety.

Price: C

## Level 3

<b>NR/L3/CTM/131</b>	<b>IRSE Assessing Agency Network Rail Watford</b> Issue 1; Sep 09	<b>Compliance</b> 05/09/2009	<b>Replaces</b> New at Issue 73
----------------------	---	---------------------------------	------------------------------------

This Standard defines how Competence and Training Management operate the Maintenance IRSE Assessing Agency located at Watford.

Price: C

<b>NR/L3/CTM/132</b>	<b>Awarding Body</b> Issue 3; Sep 09	<b>Compliance</b> 05/09/09	<b>Replaces</b> New. Not formerly published as a Network Rail Standard
----------------------	--------------------------------------	-------------------------------	---

This procedure sets out the processes to be followed by the Network Rail Awarding body in order to satisfy the following responsibilities:

- Liaise with Key stakeholders to develop the qualification structure for Network Rail
- Liaise with content developers to create new qualifications
- To act as the implementers of qualifications developed in house against the National Qualifications framework
- Liaise with Training delivery to assure quality in delivery and assessment
- To award qualifications to Network Rail employees after successful completion of accredited training programmes and maintain the learning record of achievement
- Manage any appeals and/or high level processes arising from the work of the Awarding Body
- Agree and develop key processes for the operation of the Awarding body

Price: C

<b>NR/L3/CTM/301</b>	<b>Management Review &amp; Advisory Visit Process</b> Issue 1; Jun 10	<b>Compliance</b> 04/09/10	<b>Replaces</b> NR/L3/CTM/108 Iss 4 NR/L3/CTM/111 Iss 3
----------------------	---	-------------------------------	---

This procedure defines the information required and the processes necessary to conduct management reviews and briefs across all Network Rail C&T teams and the responsibilities, scope, methods and processes required to check/confirm the status of the compliance of Network Rail Competence and Training to required standards and the Network Rail Assurance Framework NR/SP/ASR/036.

Price: C

<b>NR/L3/CTM/302</b>	<b>Production and Maintenance of Training and Assessment Solutions</b> Issue 2; Sep 18	<b>Compliance</b> 01/12/18	<b>Replaces</b> NR/L3/CTM/302 Iss 1; Jun 10
----------------------	--	-------------------------------	--

This work instruction provides guidance and direction for Network Rail employees, and those acting on their behalf, so that training is appropriate, efficient, effective and safe.

This work instruction:

- Controls the risk of unsafe and inefficient working practices due to the implementation of unsuitable training and assessment solutions (T&AS);
- Provides a uniform, logical process to be applied to the production and maintenance of all training and assessment solutions.

Price: D

<b>NR/L3/CTM/303</b>	<b>Trainer Approval</b> Issue 1; Jun 10	<b>Compliance</b> 04/09/10	<b>Replaces</b> NR/L3/CTM/105 Iss 3 NR/L3/CTM/106 Iss 3
----------------------	---	-------------------------------	---

This specification establishes the process to be followed to approve and maintain trainer competence to deliver training modules. It provides a framework whereby professional and vocational competence requirements are satisfied prior to unobserved delivery of training courseware, thereby providing an auditable quality control process to maintain safe and effective delivery of training.

Price: C

<b>NR/L3/CTM/304</b>	<b>Training, Planning and Administration</b> Issue 1; Jun 10	<b>Compliance</b> 04/09/10	<b>Replaces</b> See below
----------------------	--	-------------------------------	------------------------------

**Replaces:** NR/L3/CTM/101 Iss 4, NR/L3/CTM/102 Iss 3, NR/L3/CTM/103 Iss 4, NR/L3/CTM/104 Iss 3, NR/L3/CTM/114 Iss 3

This procedure sets out the process to be followed for establishing prioritised statement of training requirements, and subsequent planning, administration and delivery of these requirements, including the provision for the procurement of training services and development of resources.

Price: D

<b>NR/L3/CTM/305</b>	<b>Training Evaluation</b> Issue 1; Jun 10	<b>Compliance</b> 04/09/10	<b>Replaces</b> NR/L3/CTM/104 Iss 3 NR/L3/CTM/114 Iss 3
----------------------	--	-------------------------------	---

This standard defines the processes required to evaluate Network Rail training programmes at immediate (assessments) and reaction level (as per the Kirkpatrick model) and intermediate level evaluation (as per Network Rail's methodology). In addition it defines the process to be followed for complaints associated with Network Rail's training events.

Price: C

<b>NR/L3/CTM/306</b>	<b>Skills Assessment Scheme</b> Issue 2; Dec 15	<b>Compliance</b> 11/10/16	<b>Replaces</b> NR/L3/CTM/306 Iss 1; Sep 10
----------------------	---	-------------------------------	--

The Skills Assessment Scheme is a competence assurance process based on risk. It applies a methodology to attain, maintain and renew competence based on the activity being performed by an individual

Price: C Standard only; Complete, E See below for details of modules and individual pricing

NR/L3/CTM/306/	Title	Issue	Issue Date	Price
01	Competence Assurance Process	1	Dec 2015	D
02	Assessor Competence	1	Dec 2015	B
03	Verification and Audit	1	Dec 2015	C

<b>NR/L3/CTM/307</b>	<b>Advanced Apprenticeship Scheme and Foundation Degree (Part-time) Programme Administration</b> Issue 1; Sep 10	<b>Compliance</b> 04/12/10	<b>Replaces</b> NR/L3/CTM/133 Iss 1
----------------------	--	-------------------------------	--

The purpose of the document - NR/L3/CTM/307 - is to define the administrative processes to be followed in regard to the Advanced Apprenticeship (AA) Scheme and the Foundation Degree (FD) (part-time) programme.

Price: D

#### Guidance Notes

<b>NR/GN/CTM/401</b>	<b>Mentoring &amp; Learning Support</b> Issue 1; Mar 10	<b>Compliance</b> n/a	<b>Replaces</b> New at Issue 75
----------------------	---	--------------------------	------------------------------------

This procedure sets out the process to be followed for establishing prioritised statement of training requirements, and subsequent planning, administration and delivery of these requirements, including the provision for the procurement of training services and development of resources.

Price: D

<b>NR/GN/CTM/402</b>	<b>Verification Protocol for Assessment in The Line (AiTL)</b> Issue 1; Sep 10	<b>Compliance</b> n/a	<b>Replaces</b> New at Issue 77
----------------------	--	--------------------------	------------------------------------

The purpose of this document is to provide guidance on the Verification methods applied to Network Rail's internal Competence Assurance process – Assessment in The Line (AiTL).

It will support NR/L3/CTM/306 by adding detail and clarity relating to the verification process.

Price: D

## 4.6. CONTRACTS &amp; PROCUREMENT

## Level 1

<b>NR/L1/CPR/101</b>	<b>Sourcing and Purchasing Policy</b> Issue 2; Dec 10	<b>Compliance</b> 04/12/10	<b>Replaces</b> NR/L1/CPR/101 Iss 1; Mar 08
----------------------	---	-------------------------------	--

This Standard sets out the policy and necessary controls for the procurement of goods, works and services from third parties.

Price: C

<b>NR/L1/CPR/102</b>	<b>Sourcing and Supplier Governance Policy</b> Issue 2; Dec 10	<b>Compliance</b> 04/12/10	<b>Replaces</b> NR/L1/CPR/102 Iss 1; Mar 08
----------------------	--	-------------------------------	--

The purpose of this policy is to specify the high level sourcing and supplier governance structure and processes within Network Rail.

Price: C

<b>NR/L1/CPR/103</b>	<b>Supplier Assurance Framework</b> Issue 1; Mar 08	<b>Compliance</b> 01/03/08	<b>Replaces</b> RT/LS/P/052 Iss 1 RT/LS/G/00014 Iss 2
----------------------	---	-------------------------------	---

This standard specifies key high level management processes that describe the embedded relationship between Strategic Sourcing and Network Rail's Supplier Assurance Framework.

Price: B

## Level 2

<b>NR/L2/CPR/201</b>	<b>Supplier Qualification</b> Issue 2; Dec 11	<b>Compliance</b> 03/12/11	<b>Replaces</b> NR/L2/CPR/201 Iss1; Mar 08
----------------------	---	-------------------------------	---

The purpose of this document is to specify the arrangements for the 'qualification' activity within the Network Rail Strategic Sourcing and Supplier Assurance Framework. See NR/L1/CPR/103 Supplier Assurance Framework.

Price: B

<b>NR/L2/CPR/302</b>	<b>Supplier Qualification – Core Requirements</b> Issue 2; Sep 11	<b>Compliance</b> 03/09/11	<b>Replaces</b> NR/L3/CPR/302 Iss 1; Mar 08
----------------------	---	-------------------------------	--

This revised document sets out the core management system and management process requirements for suppliers of products, works and services that may import risk onto Network Rail Managed Infrastructure.

Price: D

## Guidance Notes

<b>NR/GN/CPR/401</b>	<b>Guidance on Contractual Health and Safety Requirements</b> Issue 1; Dec 08	<b>Compliance</b> n/a	<b>Replaces</b> NR/SP/CPR/008 Iss E14
----------------------	---	--------------------------	--

The purpose of this document is to show how the process and requirements specified in the obsolete standard Contract Requirements Safety (NR/SP/CPR/008) are dealt with in revised company standards and other documents.

Price: B  Additional Excel Content Available: Phone

## 4.7 ELECTRICAL POWER

## Specifications (including Procedures)


<b>NR/SP/ELP/21014</b>	<b>Specification of Voltage Testing of High Voltage Electrical Distribution Equipment (Including Cables) on AC and DC Electrified Lines</b> Issue 2; Dec 05	<b>Replaces</b> RT/E/S/21014 Iss 1; Nov 97
------------------------	---	---

This specification states the Directorate's requirements for voltage testing (pressure testing) of major items of electrical distribution equipment, in the range 3.3kV to 66kV, 50Hz, on AC and DC Electrified Lines when the performance of insulation has been affected by refurbishment, modification, repair or relocation. The test voltage values and acceptance criteria are included.

Price: D

<b>NR/SP/ELP/21018</b>	<b>Specification of Indoor Switchgear for 11, 22, 33kV Distribution Systems for DC Traction Substations</b> Issue 2; Dec 05	<b>Replaces</b> RT/E/S/21018 Iss 1 Aug 96
------------------------	---	--


This specification states the requirements for the design, manufacture and testing of indoor 12 kV, 24 kV and 36 kV rated ac switchgear for use in DC traction substations. The switchgear is used to control, protect and distribute three phase ac electrical supplies at a nominal system voltage of 11 kV, 22 kV and 33 kV respectively.

 Please see caution below

Price: D

<b>NR/SP/ELP/21019</b>	<b>Specification for Transformer/rectifier Equipments for DC Traction Substations</b> Issue 2; Dec 05	<b>Replaces</b> RT/E/S/21019 Iss 1; Aug 96
------------------------	---	---


This specification states the requirements for the design, manufacture and testing of transformer/rectifier equipments for use in dc traction substations for the conversion of the high voltage, three phase ac supply to dc having a nominal voltage in the range 650 to 750V.

 Please see caution below

Price: D

<b>NR/SP/ELP/21020</b>	<b>Specification for 11, 22, 33 kV Aux. Transformer up to and Including 500kVA for DC Traction Substations</b> Issue 2; Dec 05	<b>Replaces</b> RT/E/S/21020 Iss 1; Aug 96
------------------------	--	---


This specification states the directorate's requirements for 11, 22 & 33kV oil/synthetic filled or dry type auxiliary transformers up to and including 500 kA for DC traction substations. The specification states requirements for overall performance and technical details including testing.

 Please see caution below

Price: D

<b>NR/SP/ELP/21021</b>	<b>Specification for Step-down 3-phase Transformers and Earthing Resistors for Power Distribution in DC Traction Systems</b> Issue 2; Dec 05	<b>Replaces</b> RT/E/S/21021 Iss 1; Aug 96
------------------------	--	---

This specification states the requirements for the design, manufacture and testing of stepdown three phase transformers and their associated earthing resistors in the range: 33/11 kV up to 10 MVA; and 33/22 kV up to 15 MVA. They are used for power distribution in dc traction systems where incoming supplies are at 33 kV and distribution to traction substations is at 11 kV or 22 kV.

 Please see caution below

Price: D

<b>NR/SP/ELP/21024</b>	<b>Specification for Impedance Protection Relay for 650/750V DC Track Feeder Circuit Breakers</b> Issue 2; Dec 05	<b>Replaces</b> RT/E/S/21024 Iss 1; Mar 97
------------------------	---	---


This specification states the requirements for the design, manufacture and testing of an impedance protection relay for use in association with new or existing 650/750V dc track feeder circuit breakers. When the relay is installed on existing switchgear, as a replacement for an existing protection device, this specification shall also apply to circuit breaker operation, wiring modifications external to the relay and accessories.

Price: D

<b>NR/SP/ELP/21026</b>	<b>Specification for 415V and 440V Changeover Switchboards for DC Traction Substations</b> Issue 2; Dec 05	<b>Replaces</b> RT/E/S/21026 Iss 1; Mar 98
------------------------	--	---

This specification states the requirements for the design, manufacture and testing of low voltage changeover switchboards used in DC traction substations for the control and distribution of 400 V or 440 V, 50 Hz auxiliary supplies for substation domestic and for signalling and other trackside purposes.

Price: D

 **CAUTION:** The requirements for protective treatments materials and their application referred to in this specification have been superseded by:  
NR/L3/CIV/039 - Specification for the Assessment and Certification of Protective Coatings & Sealants;  
NR/GN/CIV/002 - The use of Protective Treatments & Sealants


<b>NR/SP/ELP/21028</b>	<b>Specification for Ancillary Wiring of Electrical Distribution Equipment on AC and DC Electrified Lines</b> Issue 3; Feb 06	<b>Replaces</b> NR/SP/ELP/21028 Iss 2; Dec 05
------------------------	---	--

This specification states the requirements for the design, manufacture, installation and testing of ancillary wiring between main items of electrical distribution equipment including SCADA outstation equipment on ac and dc Electrified Lines together with the preparation of associated documentation. Where required, the requirements for wiring within an item of electrical distribution equipment will be specified in the procurement specification.

Price: D (Contains NR/BS/LI/342)

<b>NR/SP/ELP/21030</b>	<b>Specification for Prefabricated and Modular Steel Housings for Electrical Distribution Equipment on DC Electrified Lines</b> Issue 2; Dec 05	<b>Replaces</b> RT/E/S/21030 Iss 1; Nov 97
------------------------	---	---

This specification states the Directorate's requirements for secure and weatherproof prefabricated and modular housings of steel construction for indoor electrical distribution equipment for dc electrified Lines. The specification states requirements for overall performance and technical details including construction and testing.

 Please see caution below

Price: D

<b>NR/SP/ELP/21032</b>	<b>Earthing Systems for DC Traction Substations, Track Paralleling Huts and Similar Equipment Locations</b> Issue 2; Apr 06	<b>Replaces</b> RT/E/S/21032 Iss 1; Oct 96
------------------------	---	---

This specification states the requirements for the design, manufacture, installation and testing of equipotential bonding of equipment and earth electrode systems for d.c. traction substations, track paralleling huts and similar equipment locations (except for metal enclosures around controlled track switches).

Price: C (Contains NR/BS/LI/060)

<b>NR/SP/ELP/21033</b>	<b>Specification for the Welding of Transformer Tanks and Conservators During Manufacture</b> Issue 2; Dec 05	<b>Replaces</b> RT/E/S/21033 Iss 1; Dec 96
------------------------	---	---

This specification states the requirements for the control of welding, including supervision, materials, welding procedures, inspection, testing and also the approval of welders and operators, to achieve the appropriate quality level during the manufacture of power transformer tanks and conservators.

Price: C


<b>NR/SP/ELP/21036</b>	<b>Specification for 25kV Booster Transformers for AC Electrified Lines</b> Issue 2; Dec 05	<b>Replaces</b> RT/E/S/21036 Iss 1; Mar 98
------------------------	---	---

This specification states the requirements for the design, manufacture and testing of outdoor type 25kV booster transformers for use as part of a return conductor system for the suppression at source of electromagnetic interference on ac electrified lines in order to reduce the level of interference induced into adjacent signalling and communication circuits.

Price: D

<b>NR/SP/ELP/21041</b>	<b>Specification of Batteries and Battery Charging Equipment for Electrification Applications</b> Issue 2; Dec 05	<b>Replaces</b> RT/E/S/21041 Iss 1; Nov 97
------------------------	---	---

This specification states the requirements for the design, manufacture and testing of batteries and battery charging equipment for use in substations and at other similar locations to provide supplies for tripping, closing, protection and control of electrical switchgear and associated electrical distribution equipment.

 Please see caution below

Price: D

<b>NR/SP/ELP/21046</b>	<b>Examination of DC Traction Electrification Equipment in Light Maintenance Depots</b> Issue 3; Apr 06	<b>Replaces</b> RT/E/S/21046 Iss 2; Sep 97
------------------------	---	---


This specification states the requirements for the periodic examination, to determine the general condition, of dc electrification equipment installed in light maintenance depots for the purpose of supplying traction power to rolling stock.

Price: C

<b>NR/SP/ELP/21051</b>	<b>Specification for Calculation of Protection Settings for DC Circuit Breakers</b> Issue 2; Dec 05	<b>Replaces</b> RT/E/S/21051 Iss 1; Oct 98
------------------------	---	---

This specification states the requirements for the calculation of settings for protection against short circuit faults between the positive and negative circuits of track feeder sections.

Price: C

 **CAUTION:** The requirements for protective treatments materials and their application referred to in this specification have been superseded by:  
NR/L3/CIV/039 - Specification for the Assessment and Certification of Protective Coatings & Sealants;  
NR/GN/CIV/002 - The use of Protective Treatments & Sealants

<b>NR/SP/ELP/21060</b>	<b>Issue of Safety Documentation for Work on 650/750VDC Apparatus</b> Issue 2; Feb 06	<b>Replaces</b> RT/E/S/21060 Iss 1; Mar 98
------------------------	--	---

This specification sets out the issuing of safety documentation to prevent injury or danger to persons working on or near 650/750Vdc apparatus.

Price: D (Contains NR/BS/LI/281)

<b>NR/SP/ELP/21066</b>	<b>Restrictions on Entry into Substations Equipped with GEC Type KC 33kV Switchgear</b> Issue 4; Apr 06	<b>Replaces</b> RT/E/S/21066 Iss 3; Jun 99
------------------------	---	---

This specification details the special arrangements necessary for persons requiring entry into certain substations equipped with GEC type KC 33kV switchgear.

Price: B


<b>NR/SP/ELP/21073</b>	<b>The Siting of Pantograph Monitoring Equipment</b> Issue 2; Apr 06	<b>Replaces</b> RT/E/S/21073 Iss 1; Nov 97
------------------------	--	---

This specification states the requirements for siting of trackside pantograph monitoring equipment defined in Network Rail specification NR/PS/ELP/21072, "Trackside pantograph monitoring equipment".

Price: B

<b>NR/SP/ELP/21075</b>	<b>Specification for DC Immune 25kV Single Phase Isolating Transformers for Interfaces Between AC and DC Electrified Lines</b> Issue 2; Dec 05	<b>Replaces</b> RT/E/S/21075 Iss 1; Nov 97
------------------------	--	---

This specification states the requirements for the design, manufacture and testing of outdoor, dc immune, 25kV, single phase, isolating transformers for use at interfaces between ac and dc electrified lines. The transformers provide electrical isolation between the two systems thereby preventing dc traction current entering the ac system.

 Please see caution below

Price: D

<b>NR/SP/ELP/21081</b>	<b>Specification of Security Palisade Fencing for Electrical Distribution Installations for AC and DC Electrified Lines</b> Issue 2; Dec 05	<b>Replaces</b> RT/E/S/21081 Iss 1; Mar 98
------------------------	---	---

This specification states the requirements for the design, manufacture and installation of perimeter palisade fencing of the security type for use, when specified, around electric traction distribution installations.

Price: C

<b>NR/SP/ELP/21082</b>	<b>25kV Overhead Line Equipment Insulators</b> Issue 2; Feb 06	<b>Replaces</b> RT/E/S/21082 Iss 1; Mar 98
------------------------	--	---

This specification states the requirements for the design, manufacture and testing of insulators for overhead line equipment used on 25 kV ac Electrified Lines.

Price: D

<b>NR/SP/ELP/21085</b>	<b>Design of Earthing and Bonding Systems for 25kV AC Electrified Lines</b> Issue E3; Apr 07	<b>Compliance</b> 07/04/07	<b>Replaces</b> NR/SP/ELP/21085 Iss 2; Apr 06
------------------------	--	-------------------------------	--

This specification states the requirements for the design of the earthing and bonding necessary to provide a continuous return circuit for traction load current and return path for fault current back to feeder stations and to ensure that accessible voltages and touch voltages of unacceptable levels do not occur on 25 kV ac electrified lines.

Price: D

<b>NR/SP/ELP/21104</b>	<b>Design and Installation of Electric Track Equipment for DC Electrified Lines</b> Issue 2; Apr 06	<b>Replaces</b> RT/E/S/21104 Iss 1; Mar 98
------------------------	---	---


This specification states the requirements for the design, manufacture, installation and testing of electric track equipment, including conductor rail and negative bonding, for use on the existing third rail dc traction system areas and where extensions are proposed.

Price: D (Contains NR/BS/LI/328)

<b>NR/SP/ELP/21106</b>	<b>Specification for 25kV AC System Protection Calculations</b> Issue 2; Dec 05	<b>Replaces</b> RT/E/S/21106 Iss 1; Dec 98
------------------------	---	---

This specification states the requirements for system protection calculations for 25 kV ac traction installations to cater for overloads and short circuit faults having negligible impedance at the point of fault.

Price: C

 **CAUTION:** The requirements for protective treatments materials and their application referred to in this specification have been superseded by:  
NR/L3/CIV/039 - Specification for the Assessment and Certification of Protective Coatings & Sealants;  
NR/GN/CIV/002 - The use of Protective Treatments & Sealants

<b>NR/SP/ELP/21107</b>	<b>Bolted Running Rail Connections for Traction Bonding on AC and DC Electrified Lines</b> Issue 2; Apr 06	<b>Replaces</b> RT/E/S/21107 Iss 1; Mar 98
------------------------	--	---

This specification states the requirements for the design, manufacture and testing of bolted electrical connections for attachment to running rails. The connections are used for: a) traction bonding; b) signal track circuit connections.

Price: C

<b>NR/SP/ELP/21112</b>	<b>Calculation of Protection Settings for 3-phase H.V. Distribution Systems</b> Issue 2; Apr 06	<b>Replaces</b> RT/E/S/21112 Iss 1; Dec 98
------------------------	---	---

This specification states the requirements for the calculation of settings on 3 phase h.v. distribution systems for protection against short circuit faults and, when specified in the procurement specification, overloads.

Price: B

<b>NR/SP/ELP/21130</b>	<b>Technical Competency Requirements for Design of Overhead Line Equipment</b> Issue 2; Feb 06	<b>Replaces</b> RT/E/S/21130 Iss 1; Dec 98
------------------------	--	---

This specification states the requirements for technical competency and accreditation for the supply of overhead line equipment design to Network Rail.

Price: C

<b>NR/SP/ELP/27021</b>	<b>Electric Track Equipment Layout Design for DC Electrified Lines</b> Issue 2; Apr 06	<b>Replaces</b> RT/E/C/27021 Iss 1; Mar 98
------------------------	--	---

This guidance note states the best practice for electric track equipment layout design on Network Rail dc Electrified Lines including those which are designated 'standard current' and 'high current'.

Price: D

<b>NR/SP/ELP/27030</b>	<b>Overhead Line Equipment as Installed Data Records</b> Issue 2; Apr 06	<b>Replaces</b> RT/E/C/27030 Iss 1; 1 Dec 04
------------------------	--	---

This document defines the record of parameters which need to be produced and kept up to date. The data records will form the basis of any future developments in automated checking of the electrified system parameters for acceptance and maintenance.

Price: C

<b>NR/SP/ELP/27044</b>	<b>Allocation of Designations for Switching Stations, Auxiliary Supply Points, Electrical Sections, Overhead Line Switches, Circuit Breakers and the Like, for AC Electrified Lines</b> Issue 2; Apr 06	<b>Replaces</b> RT/E/C/27044 Iss 1; Dec 04
------------------------	---	---

The principles laid down in this document give the preferred method of determining designations for use on all future electrification schemes.

Price: C

<b>NR/SP/ELP/27169</b>	<b>Isolation of Switching Stations at Electrical Control Room Boundaries to Comply with issue of Permits-to-work and Sanctions-for-test Certificates</b> Issue 2; Apr 06	<b>Replaces</b> RT/E/P/27169 Iss 1; Dec 04
------------------------	--	---

At switching stations where the high voltage equipment is part or dual controlled from two different Electrical Control Rooms (ECR) the information defined in this specification will apply for isolation of the high voltage equipment and issue of Permit-to-Work (21067/P/1) or Sanction-for-Test (21067/S/1)

Price: B

<b>NR/SP/ELP/27175</b>	<b>Acceptance of High Mast Winching Mechanisms and Associated Equipment</b> Issue 2; Dec 05	<b>Replaces</b> RT/E/P/27175 Iss 1; Dec 04
------------------------	---	---

This specification is written to ensure a common policy and assist in the fulfilment of statutory obligations for the acceptance, registration, testing and certification of high mast winching mechanisms and associated equipment.

Price: C

<b>NR/SP/ELP/27176</b>	<b>Design of Retention Toilet Servicing Installations</b> Issue 2; Feb 06	<b>Replaces</b> RT/E/P/27176 Iss 1; Dec 04
------------------------	---	---

The specification RT/E/P/27176 has been re-issued as a SAF3 Business Process Document NR/SP/ELP/27176.

Price: C

<b>NR/SP/ELP/27178</b>	<b>Examination of Pressure Vessels</b> Issue 2; Dec 05	<b>Replaces</b> RT/E/P/27178 Iss 1; Dec 04
------------------------	--	---

This specification sets down the requirements for pressure vessels.

Price: B

**NR/SP/ELP/27183 50 Cycle Single Phase AC Electrification Overhead Line Equipment**  
Issue 2; Apr 06**Replaces**  
RT/E/S/27183 Iss 1; Dec 04

This standard includes drawings, descriptions, loading diagrams, calculations and instructions appertaining to the equipment shall be provided in sufficient detail to permit efficient manufacture, erection and maintenance in "polluted" and "clean" areas, of a nominal 25kV, 50 cycles, single phase ac overhead system of railway electrification.

Price: C

**NR/SP/ELP/27192 Design and Installation of Negative Bonding and Associated Equipment on High Current DC Electrified Lines**  
Issue 2; Apr 06**Replaces**  
RT/E/S/27192 Iss 1; Dec 04

This specification details the engineering requirements for the design and installation of negative bonding on Network Rail dc Electrified Lines which are designated "High Current".

Price: C

**NR/SP/ELP/27193 Specification for Earthing and Bonding for Dollands Moor International Freight Yard**  
Issue 2; Feb 06**Replaces**  
RT/E/S/27193 Iss 1; Dec 04

This document details the specific earthing and bonding requirements for Dollands Moor International Freight Yard.

Price: B

**NR/SP/ELP/27195 Earthing and Bonding at North Pole International Depot**  
Issue 2; Feb 06**Replaces**  
RT/E/S/27195 Iss 1; Dec 04

This Earthing and Bonding specification is unique to the North Pole Depot area and the section of the West London Lines between West Way and Mitre Bridge Junction, it should be read in conjunction with NR/SP/ELP/21085 which contains general information regarding standard bonding practices, cable sizes, use of spider plates etc.

Price: D

**NR/SP/ELP/27200 Track Datum Markers on all Overhead Electrified Lines**  
Issue 2; Feb 06**Replaces**  
RT/E/S/27200 Iss 1; Dec 04

The purpose of this Instruction to define the track tolerances and the two types of markers to ensure that the geometrical relationship between the contact wire and the pantograph is maintained at all times.

Price: C

**NR/SP/ELP/27202 Concrete for Overhead Line Equipment Structures**  
Issue 2; Feb 06**Replaces**  
RT/E/S/27202 Iss 1; Dec 04

This Specification pertains to every aspect of the use of concrete for overhead line electrification foundations and associated concrete structures.

Price: D

**NR/SP/ELP/27203 Provision of Isolation, Earthing and Indication Facilities Where Local Isolations are Permitted on AC Electrified Lines**  
Issue 2; Apr 06**Replaces**  
RT/E/S/27203 Iss 1; Dec 04

This document covers the provisions necessary to enable the procedures to be followed within those areas and for those tasks to which local isolation instructions apply. It amplifies, but in no way modifies the requirements of NR/L3/ELP/29987.

Price: C

**NR/SP/ELP/27205 Specification for the Installation and Operation of Buffer Sections and Permanently Earthed Sections in AC Overhead Line Equipment**  
Issue 2; Apr 06**Replaces**  
RT/E/S/27205 Iss 1; Dec 04

This document details the installation and operational requirements for buffer sections and permanently earthed sections on ac overhead line equipment.

Price: B

**NR/SP/ELP/27210 Maintenance of Electro-mechanical Supervisory Equipment**  
Issue 2; Apr 06**Replaces**  
RT/E/S/27170 Iss 1; Dec 04

This specification defines the minimum planned periodic maintenance that shall be carried out on electro mechanical supervisory equipment in order to ensure the safety of the electrical system.

Price: B

**NR/SP/ELP/27217 Emergency Disconnection of Grid Supply Feeders for DC Electrification**  
Issue 2; Apr 06**Replaces**  
RT/E/S/27217 Iss 1; Dec 04

This standard lays down the arrangements to be adopted following the removal of emergency tripping facilities that utilised the electrification telephone circuits.

Price: B

<b>NR/SP/ELP/27224</b>	<b>Specification for Installation of Cable Routes Forming Part of The Traction Distribution System</b> Issue 2; Apr 06	<b>Replaces</b> RT/E/S/27224 Iss 1; Aug 05
------------------------	--	---

This document details the requirements for the design, refurbishment and construction of new cable routes and the refurbishment of existing cable routes for high voltage ac power distribution cables and associated pilot supervisory cables, signalling supply distribution and point heater cables, ac and dc traction cables and other cables used on electrical distribution systems.

Price: D (NR/BS/LI/040, NR/BS/LI/217)

<b>NR/SP/ELP/27228</b>	<b>Specification for New and Upgraded Lifts</b> Issue 1; Oct 05	<b>Replaces</b>
------------------------	---	-----------------

This specification describes the technical requirements that must be met by any lift installed on Network Rail infrastructure.

Price: F

<b>NR/SP/ELP/27234</b>	<b>Specification for Design and Maintenance of Hydraulic Fluid Power Systems</b> Issue 1; Dec 05	<b>Replaces</b>
------------------------	--	-----------------

This specification has been prepared to control the design and maintenance of hydraulic fluid power systems.

Price: C

<b>NR/SP/ELP/27242</b>	<b>Specification of Low Voltage Electrical Installations on Railway Premises (Including Plugs, Sockets, Trailing Leads and Appliances)</b> Issue 1; Dec 05	<b>Replaces</b>
------------------------	--	-----------------

This specification has been prepared to control the design and maintenance of hydraulic fluid power systems.

Price: C

<b>NR/SP/ELP/27243</b>	<b>Specification for Signalling Power Supplies</b> Issue 1; Aug 06	<b>Replaces</b>
------------------------	--	-----------------

This document specifies Network Rail's requirements for signalling power supply trackside distribution systems. This document focuses on the different types of distribution feeder that can be used and the applicability of BS7671. These requirements ensure that the system design complies with the Electricity at Work Regulations 1989. This specification references supporting standards where appropriate.

Price: D (Includes NR/BS/LI/256)

<b>NR/SP/ELP/27300</b>	<b>Specification for Computer Aided Design Formats for Electrification and Plant Documentation</b> Issue E1; Sep 05	<b>Replaces</b>
------------------------	---	-----------------

The purpose of this document is to ensure that Cad documentation is consistent in appearance and format. The processes described in this specification shall be applied to 'drawings' which includes any document that is wholly or primarily graphical in nature.

Price: D

<b>NR/SP/ELP/40041</b>	<b>Core Maintenance Specification for Overhead Trolley Jumper Systems</b> Issue 2; Apr 06	<b>Replaces</b> RT/E/S/40041 Iss 1; Mar 96
------------------------	---	---

This document is the Technical Specification for the maintenance of Overhead Trolley Jumper Systems. The document is to be read in conjunction with the relevant Contract Documentation.

Price: C

<b>NR/SP/ELP/40042</b>	<b>Periodic Inspection and Testing of Electrical Installations, Appliances and Equipment</b> Issue 3; Feb 06	<b>Replaces</b> RT/E/P/40042 Iss 2; Dec 01
------------------------	--	---

This procedure defines the process for determining the frequency of testing and examination and the minimum standard of testing that the installations, equipment and appliances shall undergo in order to ensure continued safe usage.

Price: C

<b>NR/SP/ELP/40067</b>	<b>The Installation and Upgrading of Escalators and Passenger Conveyors</b> Issue 2; Apr 06	<b>Replaces</b> RT/E/S/40067 Iss 1; Oct 01
------------------------	---	---

The Specification has been developed to ensure that escalators and passenger conveyors are suitable for the public service application associated with stations and large volumes of passenger flow. In all cases equipment is specified and rated suitable for a minimum 25 years service in compliance with the remit from Network Rail.

Price: D

<b>RT/E/S/27223</b>	<b>Specification for Tyne and Wear Metro (Sunderland Extension) – OLE Maintenance</b> Issue E1; Jun 05	<b>Replaces</b>
---------------------	--	-----------------

This specification states the minimum requirements in order to ensure the safety and reliability of the Tyne and Wear Metro (Sunderland Extension) overhead line electrification energised at 1500V dc.

Price: C

<b>RT/E/P/24000</b>	<b>Content and Preparation of Control Room Instructions</b> Issue 3; Dec 02	<b>Replaces</b> RT/E/P/24000 Iss 2; Aug 02
---------------------	---	---

This procedure states the mandatory requirements for the content and preparation of electrical control room instructions by Network Rail zones for use at electrical control rooms by electrical control operators to ensure that adequate and correct procedures are followed in the control and operation of the electrification and plant equipment under their jurisdiction.

Price: F

<b>RT/E/P/24010</b>	<b>Management of Warnings and Alarms Received from Trackside Pantograph Monitoring Equipment</b> Issue 1; Nov 97	<b>Replaces</b>
---------------------	--	-----------------

This is a procedure for the reporting and investigating pantograph uplift exceedances detected by trackside pantograph monitoring equipment operating on 25kV overhead line electrification equipment managed by Network Rail.

Price: C

<b>RT/E/P/27180</b>	<b>Operating &amp; Maintaining Escalator Trolleys at London Victoria</b> Issue 1; Dec 04	<b>Replaces</b> formerly SP-PM-66
---------------------	--	--------------------------------------

Former BRB standard, migrated to Network Rail template, December 04

Price: D

### Product Specifications

<b>NR/PS/ELP/00003</b>	<b>Resistive Type Live Line Indicators</b> Issue 2; Feb 06	<b>Replaces</b>
------------------------	--	-----------------

This Product Specification states the minimum performance requirements for a resistive type live line indicating device for use on the overhead line and switching station equipment.

Price: B

<b>NR/PS/ELP/00006</b>	<b>Portable DC Short Circuiting Devices</b> Issue 2; Apr 06	<b>Replaces</b> RT/E/PS/00006 Iss 1; Apr 00
------------------------	---	--

This Product Specification gives the minimum performance requirements for the design, manufacture and testing of portable short circuiting devices to be used on d.c. electrified lines.

Price: D

<b>NR/PS/ELP/00007</b>	<b>Product Specification for Uninterruptible Power Supplies (UPS)</b> Issue 3; Oct 05	<b>Replaces</b> RT/E/PS/00007 Iss 2; Jun 03
------------------------	---	--

This product specification states the requirements for Uninterruptible Power Supply (UPS) units when installed to provide power for Network Rail's operational infrastructure.

Price: D

<b>NR/PS/ELP/00008</b>	<b>Product Specification for High Voltage Cables and Accessories for Traction Supplies</b> Issue 3; Dec 05	<b>Replaces</b> RT/E/PS/00008 Iss 2; Dec 01
------------------------	--	--

This Product Specification states the Directorate's requirements for polymeric insulated 6.35/11 kV, 12.7/22 kV and 19/33 kV single and three-core cables for DC Electrified Lines and 25 kV two-core concentric and single-core cables and accessories for AC Electrified Lines.

Price: D

<b>NR/PS/ELP/00021</b>	<b>Product Specification for Standby Diesel Generators for Signalling Supplies</b> Issue 2; Oct 05	<b>Replaces</b> RT/E/PS/00021 Iss 1; Oct 01
------------------------	--	--

This product specification states the minimum requirements for diesel generating sets installed as fixed installations in order to provide standby power supplies for signalling equipment on Network Rail's operational infrastructure.

Price: D

<b>NR/PS/ELP/00022</b>	<b>400V 3-phase AC Shore Supply Equipment for use in non Electrified Areas</b> Issue 2; Feb 06	<b>Replaces</b> RT/E/PS/00022 Iss 1; Apr 01
------------------------	--	--

This product specification states the requirements for the design, manufacture, testing, installation and commissioning of 400 V, 3 phase, 3 wire, 50 Hz shore supply equipment for use in non electrified areas in depots etc, to provide power supplies for train auxiliaries when the train is stabled and the on-board auxiliary power supplies are not in service.

Price: D

**NR/PS/ELP/21072     Trackage Pantograph Monitoring Equipment** Issue 2; Apr 06**Replaces**  
RT/E/S/21072 Iss 1; Nov 97

This specification states the Directorate's performance requirements for equipment to monitor the dynamic performance of pantographs fitted to passing trains.

Price: D

**NR/PS/ELP/21101     Track Cable for DC Electrified Lines** Issue 2; Apr 06**Replaces**  
RT/E/S/21101 Iss 1; Mar 98

This specification states the requirements for the design, manufacture, testing at works and at site, and delivery ex works of track cables for use on d.c. traction systems to provide, the 650/750 V d.c. supply from traction substations and track paralleling huts to the conductor rails and negative cable connections and, where appropriate, bonding.

Price: C

**NR/PS/ELP/27182     Insulating Shroud for Foot of Conductor Rail** Issue 2; Apr 06**Replaces**  
RT/E/S/27182 Iss 1; Dec 04

This product specification covers the design, manufacture and testing of a conductor rail shroud for use in conjunction with Network Rail standard conductor rail systems other than the dc Electrified lines in the Liverpool area.

Price: D

**NR/PS/ELP/27184     25kV Rotating Post Type Isolators** Issue 2; Apr 06**Replaces**  
RT/E/S/27184 Iss 1; Dec 04

This Specification is for the design, manufacture and testing, of outdoor overhead line isolators and associated equipment for isolating and sectioning the 25 kV 50 Hz single phase overhead conductor system.

Price: D

**NR/PS/ELP/27185     25kV Power Transformers and Voltage Regulators for Auxiliary Supplies**  
Issue 2; Apr 06**Replaces**  
RT/E/S/27185 Iss 1; Dec 04

25 kV single phase 50 Hz power transformers and associated voltage regulators are used to provide standby supplies from the overhead line to signalling and other auxiliary equipment.

Price: D

**NR/PS/ELP/27187     Product Specification for Fused Isolators** Issue 2; Apr 06**Replaces**  
RT/E/S/27187 Iss 1; Dec 04

The Specification covers the design, manufacture and testing of silicone-rubber covered "primary" live-line insulated poles for use in live-line testing and earthing on electrified lines.

Price: B

**NR/PS/ELP/27188     Silicone-Rubber Covered Primary Live Line Insulated Poles** Issue 2; Apr 06**Replaces**  
RT/E/S/27188 Iss 1; Dec 04

The Specification covers the design, manufacture and testing of silicone-rubber covered "primary" live-line insulated poles for use in live-line testing and earthing on electrified lines.

Price: D

**NR/PS/ELP/27189     Ancillary Equipment Enclosures for 25kV Structure Mounted Outdoor Switchgear** Issue 2; Feb 06**Replaces**  
RT/E/S/27189 Iss 1; Dec 04

This specification covers the requirements for the design, manufacture and installation of these types of enclosures together with the preparation of associated drawings, manuals, provision of certain electrical fittings and their installation.

Price: D

**NR/PS/ELP/27196     Specification for Outdoor Ancillary Cubicles for 25kV AC Isolation Transformers** Issue 2; Feb 06**Replaces**  
RT/E/S/27196 Iss 1; Dec 04

This specification covers the electrical supply and pilot cables to the isolating transformers, from outdoor ancillary cubicles, installation and commissioning of outdoor ancillary cubicles and the electrical equipment housed within the cubicle. This specification includes the design, manufacture, erection, factory & site testing/commissioning and for the supply and installation testing/commissioning of the cubicle and electrical installation.

Price: D

**NR/PS/ELP/27219 750V DC Track Voltage Relays** Issue 2; Apr 06**Replaces**  
RT/E/S/27219 Iss 1; Dec 04

This general specification covers the design and manufacture of track voltage relay systems, based on solid state technology, for use on 750V dc third rail electrification systems. The system specified in this document are to be used for indicating the state of energisation of a track section and to trip the associated dc circuit breakers in the event of a fault that creates low voltage conditions.

Price: C

**NR/PS/ELP/27220 Paired Core Compound Filled Supervisory Cable** Issue 2; Apr 06**Replaces**  
RT/E/S/27220 Iss 1; Dec 04

This specification details the requirements for paired core compound filled supervisory cables for modem based supervisory systems operating in the VF range 300 to 3000 Hz.

Price: C

**NR/PS/ELP/27236 25kVAC Single Phase Switchgear and Ancillary Equipment** Issue 2; Dec 05**Replaces**  
RT/SEL/04 Iss 1; Oct 00

This product specification states the requirements for indoor and outdoor switchgear and ancillary equipment for 25 kVac switching stations.

Price: D

**Level 1****NR/L1/ELP/27000 Asset Management Policy for Electrical Power Assets** Issue 2; Mar 17**Compliance**  
03/06/17**Replaces**  
NR/L1/ELP/27000 Iss 1; Jun 11

The purpose of the electrical power (EP) asset policy within Network Rail is to provide reliable and safe operation of the network to:

- Provide for the safety of employees, contractors, users of the infrastructure and third parties,
- Meet and maintain statutory obligations,
- Optimise the life and performance of assets and the network,
- Maintain quality of service by minimising disruption to customers.

Price: Phone

**Level 2****NR/L2/ELP/1007 Specification for 25kV Disconnectors, Earthing Switches and Switches** Issue 2; Mar 17**Compliance**  
03/06/17**Replaces**  
NR/SPEC/1007 Iss 1; Dec 15

The purpose of this document is to define the specific requirements for Network Rail's 25 kV A.C. single-pole and two-pole disconnectors, earthing switches and switches for on-load applications, following as closely as possible those identified within the applicable British Standard BS EN 50152-2:2012

Price: C

**NR/L2/ELP/21015 Maintenance of Negative Traction Cables and Bonding for DC Conductor Rail Systems** Issue 4; Sep 17**Compliance**  
02/12/17**Replaces**  
NR/L2/ELP/21015 Iss 3; Jun 15

The purpose of this standard is to specify the planned periodic maintenance for negative traction cables and bonding on DC conductor rail traction power electrified lines.

Price: C

**NR/L2/ELP/21048 Maintenance of Positive Conductor Rail and Traction Cables for DC Conductor Rail Systems** Issue 2; Sep 17**Compliance**  
02/12/17**Replaces**  
NR/L2/ELP/21048 Iss 1  
NR/SP/ELP/27048 Iss 2

The purpose of this standard is to specify the planned periodic maintenance for positive conductor rail and associated cables on DC conductor rail traction power electrified lines.

Price: B

**NR/L2/ELP/21087 Specification of Maintenance Frequency and Defect Prioritisation of Overhead Line Electrification Equipment** Issue 8; Sep 18**Compliance**  
01/12/18**Replaces**  
NR/L2/ELP/21087 Iss 7; Mar 17

This specification defines the required delivery frequency of maintenance work activities on Overhead Line Electrification Equipment by detailing the asset technical requirements to produce the optimum frequencies for inspection and defect removal, maximising availability through Risk Based Maintenance.

Price: F  Additional Excel Content Available: Phone

## 4.7 ELECTRICAL POWER

**ELP**  
**Level 2**

<b>NR/L2/ELP/21088</b>	<b>General Maintenance Parameters for Overhead Line Electrification Equipment</b> Issue 3; Dec 15	<b>Compliance</b> 01/03/16	<b>Replaces</b> NR/SP/ELP/21088 Iss 2; Apr 06
------------------------	---	-------------------------------	--

This standard defines the general maintenance parameters for all OLE systems currently in use on Network Rail controlled infrastructure. The maintenance parameters for each OLE system are detailed within the modules which support this standard.

Price: C Standard only; Complete, Phone

See below for details of modules and individual pricing

NR/L2/ELP/21088/	Title	Issue	Issue Date	Price
01	Glossary	1	Dec 2015	A
02	Mark 1 Maintenance Parameters	1	Dec 2015	C
03	Mark 2 Maintenance Parameters	1	Dec 2015	B
04	Mark 3 Maintenance Parameters	1	Dec 2015	B
05	Mark 3A Maintenance Parameters	1	Dec 2015	C
06	Mark 3B Maintenance Parameters	1	Dec 2015	C
07	Mark 3C Maintenance Parameters	1	Dec 2015	B
08	Mark 3D Maintenance Parameters	1	Dec 2015	C
09	Mark 5 Maintenance Parameters	1	Dec 2015	B
10	BBC Maintenance Parameters	1	Dec 2015	B
11	GE-MSW Maintenance Parameters	1	Dec 2015	C
12	SCS Maintenance Parameters	1	Dec 2015	B
13	Sunderland Direct Maintenance Parameters	1	Dec 2015	B
14	SICAT Maintenance Parameters	1	Dec 2015	B
15	UK1 Maintenance Parameters	1	Dec 2015	C
16	Series 1 Maintenance Parameters	1	Dec 2015	C
17	Series 2 Maintenance Parameters	1	Dec 2015	C

<b>NR/L2/ELP/21120</b>	<b>E&amp;P Records Management Process</b> Issue 1 Jun 08	<b>Compliance</b>	<b>Replaces</b> New at Issue 68
------------------------	--	-------------------	------------------------------------

This document describes the management of new and altered Electrification and Plant Business Critical records for which the Network Records Group are custodians

Price: C

<b>NR/L2/ELP/21131</b>	<b>Warning and Other Signs for AC and DC Electrified Lines</b> Issue 2; Dec 18	<b>Compliance</b> 01/06/19	<b>Replaces</b> RT/E/S/21131 Iss 1; Nov 97
------------------------	--	-------------------------------	---

The purpose of this document is to provide a specification for the design and display of signs on Network Rail infrastructure to warn and provide safety information to persons on or near a.c and/or d.c electrified lines.

Price: E

<b>NR/L2/ELP/24011</b>	<b>Booster Transformer Outages</b> Issue 3; Jun 08	<b>Compliance</b>	<b>Replaces</b> NR/SP/ELP/24011 Iss 2; Dec 05
------------------------	--	-------------------	--

This specification defines the process for managing the outages of booster transformers on Network Rail's 25 kV a.c., 50 Hz electrified lines. It details the actions required to be taken. Further and more detailed information on booster transformer outages can be found in the Network Rail guidance notes NR/GN/ELP/24015

Price: C

<b>NR/L2/ELP/24013</b>	<b>Notification of Energisation of New AC and DC Electrified Lines</b> Issue 4; Dec 10	<b>Compliance</b> 05/03/11	<b>Replaces</b> NR/SP/ELP/24013 Iss 3; Apr 06
------------------------	--	-------------------------------	--

This procedure states the requirements for the design and the display of posters, the publication of notices and the provision of advice concerning the energisation of new, or extensions to ac and dc electrified lines and distribution equipment forming part of the traction distribution system.

Price: C

<b>NR/L2/ELP/25001</b>	<b>Electrical Safety Principles for New Electrification</b> Issue 1; Sep 17	<b>Compliance</b> 02/10/17	<b>Replaces</b> New at Issue 105
------------------------	---	-------------------------------	-------------------------------------

This document provides design principles for new electrification projects that will mitigate the risks of working on or near electrified railways.

Price: C

<b>NR/L2/ELP/27009</b>	<b>Overhead Line Equipment Campaign Changes</b> Issue 3; Mar 17	<b>Compliance</b> 03/06/17	<b>Replaces</b> NR/L2/ELP/27009 Iss 2; Dec 11
------------------------	---	-------------------------------	--

This standard is a catalogue of all approved campaign changes which apply to overhead line equipment (OLE) installed on the Network Rail infrastructure. It enables improved OLE asset performance by achieving a clear understanding of the extent of the risk of the overhead contact system (OCS) failing.

Price: C Standard only; Complete, Phone

See below for details of modules and individual pricing

Mod	Title	Issue	Issue Date	Price
C01	Replacement of Cam Type 753 Copper Loop Droppers.	1	Dec 2011	A
C02	Replacement of BICC Double Ceramic Bead Skidded Neutral Sections.	1	Dec 2011	A
C03	Replacement of Solid 3/16" Copper 'V' Droppers Prone to Fatigue Failure.	1	Dec 2011	A
C04	Replacement of Solid 3/16" Copper Windstay Droppers prone to Fatigue Failure.	1	Dec 2011	A
C05	Replacement of Illegible Structure Number Plates (Stencilled Types).	1	Dec 2011	A
C06	Replacement of Illegible Structure Number Plates (Self Adhesive Plastic Types).	1	Dec 2011	A
C07	Upgrading of In-Span Catenary to Contact Wire Jumpers to Minimise Current Related Dropper / Catenary Burning.	1	Dec 2011	A
C08	Replacement of Solid Core Porcelain Insulators in Terminations Vulnerable to Vandalism Catastrophic Failure.	1	Dec 2011	A
C09	Replacement of Claw Type Copper Return Conductor Support Insulators Prone to Damaging Return Conductor Stranding.	1	Dec 2011	A
C10	Damage to Stranded Catenary from Bird Initiated Short Circuits at Portal Structure Supports.	1	Dec 2011	A
C11	Replacement of Plastic Dropper Sleeves Prone to Ultra Violet Degradation.	1	Dec 2011	A
C12	Modification of Seized Mechanically Independent Registration (MIR) Hinge Assemblies.	1	Dec 2011	A
C13	Replace PTFE Spacer Ceramic Beads	1	Dec 2011	A
C14	Replacement of Bearings In Termination & Support Pulleys Prone to Seizure due to Insufficient Clearance.	1	Dec 2011	B
C15	Replacement of Roller Bearings in Termination Pulleys.	1	Dec 2011	A
C16	Replacement of Butyl Rubber U/Br and in Span Rod Insulation Prone to Ultra Violet Degradation.	1	Dec 2011	A
C17	Replace Copper Ply Span and Tail Wire	1	Dec 2011	A
C18	Replacement of Taylor Tunnicliff Gas Filled Hollow Support Insulators Prone to Failure.	1	Dec 2011	A
C19	Replacement of Steatite and Porcelain Products Insulators Prone to Failure.	1	Dec 2011	A
C20	Catenary Wear at Pulley Wheel Supports.	1	Dec 2011	A
C21	Rapid Wear of the Steady Arm Eye Due to Normal Movement of the Wind Stay Dropper.	1	Dec 2011	B
C22	Fouling of Deep Curved Steady Arm Anti-Wind Stirrups / Protective Saddles.	1	Dec 2011	B
C23	Replacement of 'Dunted' Porcelain Insulators	1	Dec 2011	A
C24	Replacement of 19/3.2Mm Copper Dead End Grips	1	Dec 2011	B
C25	Rapid Wear of Aluminium & Copper Dropper Saddles in Awac & 19/2.1mm Catenary.	1	Dec 2011	B
C26	Burning at 'Tee Off' Bi-Metal Termination Feeder Connections	1	Dec 2011	A
C27	Failure of Cross Span Wire to Tube Clamps When Disturbed.	1	Dec 2011	A
C28	Modification of Cross - Contact Bridge Assemblies.	1	Dec 2011	B
C29	Removal of 'Goal Post' Uplift Stop Assemblies for Flat Registrations	1	Dec 2011	A
C30	Replacement of PTFE Rod Insulators With 'O' Ring End Fitting Seals.	1	Dec 2011	A
C31	Damage to Stranded Catenary From Bird Initiated Short Circuits at Overbridges.	1	Dec 2011	A
C32	Damage to Contenary or Contact Wire From Short Circuits at to Concrete / Non Metallic Overbridges.	1	Dec 2011	A
C33	Damage to Stress Graded Bridge Arm End Fittings From Bird Related Short Circuits at Overbridges	1	Dec 2011	A
C34	Modification of LEL (BPE) Tubular Blade Isolators Prone To Current Burning / Loose Blade - Jaw Fit.	1	Dec 2011	A
C35	Modification of South Wales (LEL) Tubular Blade Isolators.	1	Dec 2011	A
C36	Modification of Morris Line Type Isolator Jaw Connection Plate.	1	Dec 2011	A
C37	Replacement of BICC High Speed Section Insulator Armour Plate Glass Insulation.	1	Dec 2011	A
C38	Skidded Neutral Sections and Skidless Ceramic Beads for Class 373 Pantographs	1	Dec 2011	A
C39	Revised Stagger and Mid Span Offset Criteria for Enhanced Sway Characteristics.	1	Dec 2011	A
C40	Replacement of 'Pea Shooter' Type Bi Metal Connections to AWAC Catenary	1	Dec 2011	A
C41	Replacement of 10.5Mm Deformed Type Bi Metal Connections To Awac Catenary	1	Dec 2011	A
C42	Failure of In-Span Jumper Support Straps 'White Arrow' Type.	1	Dec 2011	A
C43	Replacement of 'Cad Weld' Traction Bond Rail Connections.	1	Dec 2011	A
C44	Replacement of 4mm Stainless Steel Solid Droppers.	1	Dec 2011	A
C45	Replacement of Adjustable 'Rat Trap' Type Dropper Assemblies in Bridge Approach Spans.	1	Dec 2011	A
C46	Flashover Damage to Ceramic Beads 'Earth End' in Skidless Neutral Section Assemblies.	1	Dec 2011	A
C47	Removal of Contact Wire Splices Installed Next to Registrations or in 1St Dropper Panels.	1	Dec 2011	A
C48	Replacement of Porcelain Insulators Prone to Vandalism Damage.	1	Dec 2011	A
C49	Damage to Catenary from Bird Short Circuits to Return Conductor.	1	Dec 2011	A
C50	Replacement of Corroded 'Steel Stranded' Type Structure to Rail Bonds.	1	Dec 2011	A
C51	General Wire Creep Compensation Work.	1	Dec 2011	A
C52	Conversion of Obsolete Mark 2 Equipment.	1	Dec 2011	A
C53	Revised Return Conductor Support Design at Booster Transformer Connection Locations.	1	Dec 2011	A
C54	Replacement of Defective Cap & Pin Insulators.	1	Dec 2011	A
C55	Modification of Morris Line Type Motorised Mechanisms.	1	Dec 2011	A
C56	Modification of Morris Line Type Motorised Isolators Prone to Blade Misalignment.	1	Dec 2011	A
C57	Loosening of Siemens Elasticated Bridge Support Arm.	1	Dec 2011	A
C58	Insulator Flashover Damage to Stainless Steel Bridles at O/Lap Anchor Terminations.	1	Dec 2011	A
C59	Modification of Cross Track Feeder Wire Electrical Separation.	1	Dec 2011	A
C60	Modification of Track Feeder Wires With >3M Unsupported Wire.	1	Dec 2011	A
C61	Modification of Arthur Flury Section Insulators Prone To Premature Skid Failure.	1	Dec 2011	A
C62	Modification of Arthur Flury 'Skidded' Neutral Section Insulators	1	Dec 2011	A

## 4.7 ELECTRICAL POWER

**ELP**  
**Level 2**

Mod	Title	Issue	Issue Date	Price
C63	Renew High Risk Porcelain Insulators (Spanwire, Tensile And A682) Prone to Failure due to Discing.	1	Dec 2011	A
C64	Renew Awac Catenary Prone to Failure Due to Corrosion of the Stainless Steel Inner Cores.	1	Dec 2011	A
C65	Renew 'Korean' Style Registrations in Tunnel Assemblies.	1	Dec 2011	B
C66	Renew Arc Damaged Registrations in Headspan Assemblies.	1	Dec 2011	A
C67	Modify Balance Weight Anchor Tubes in Balfour Beatty Sunderland Direct OLE Equipment.	1	Dec 2011	A
C68	Renew Half-Flying-Duck Insulators in Overlap Spans.	1	Dec 2011	A
C69	Renew Slow Speed 'Symmetrical' Section Insulators.	1	Dec 2011	A
C70	Renew Dep Stalks Without End Nuts.	1	Dec 2011	A
C71	Balance Weight Anchor Guide Tube Supports	1	Dec 2011	A
C72	Replacement of A653 Registrations	1	Dec 2011	A
C73	Insufficient Radial Loading on Uk1 Registrations	1	Dec 2011	A
C74	Damage To Bridle Wire Due to Current Transfer Through Bridle Wire and Pulley Wheel	1	Dec 2011	A
C75	Modification of Refurbished MIR Swivel Brackets	1	Dec 2011	A
C76	Level Arm Modification to Arthur Flury Neutral Sections	1	Dec 2011	A
C80	Earth Wire Failure due to Water Ingress/Corrosion in Tunnels	1	Mar 2017	A
C86	Reposition Contact Wire Knuckle	1	Mar 2017	A
C87	Replace Worn Stainless Steel Bridges	1	Mar 2017	A
C90	Metallic Bridge Porcelain Insulator Replacement	1	Mar 2017	A
C91	Removal of Auxiliary Catenary	1	Mar 2017	A

<b>NR/L2/ELP/27032</b>	<b>Management of Incidents Involving Damage to the OLE</b> Issue 1; Jun 15	<b>Compliance</b> 01/06/16	<b>Replaces</b> NR/GN/ELP/00003 Iss 2; Apr 06
------------------------	---	-------------------------------	--

This procedure mandates the response by Network Rail staff when damaged overhead line equipment (OLE) has to be restored following an incident. This includes:

- Route Operations and Control staff
- Maintenance recovery teams
- Route asset management teams

It is intended principally for those cases where the severity of damage requires the appointment of a Rail Incident Officer (RIO) on site in accordance with NR/L2/OCS/250 - Network Rail National Emergency Plan

Price: D

<b>NR/L2/ELP/27212</b>	<b>Maintenance of Mark I Overhead Line Equipment</b> Issue 3; Aug 08	<b>Compliance</b> 26/08/08	<b>Replaces</b> NR/SP/ELP/27212 Iss 2; Apr 06
------------------------	---	-------------------------------	---

This specification details the maintenance tolerances for mark i design overhead line equipment and shows the background information and method of formulation.

Price: D

<b>NR/L2/ELP/27213</b>	<b>Maintenance of Mark IIIa Overhead Line Equipment</b> Issue 3; Aug 08	<b>Compliance</b> 26/08/08	<b>Replaces</b> NR/SP/ELP/27213 Iss 2; Apr 06
------------------------	--	-------------------------------	---

This specification details the maintenance tolerances for mark iiiia design overhead line equipment and shows the background information and method of formulation.

Price: D

<b>NR/L2/ELP/27214</b>	<b>Maintenance of Mark IIIb Overhead Line Equipment</b> Issue 3; Aug 08	<b>Compliance</b> 26/08/08	<b>Replaces</b> NR/SP/ELP/27214 Iss 2; Apr 06
------------------------	--	-------------------------------	---

This specification details the maintenance tolerances for mark iiib design overhead line equipment and shows the background information and method of formulation.

Price: E

<b>NR/L2/ELP/27229</b>	<b>Specification for Remote Control Equipment for Electrical Distribution Systems</b> Issue 2; Aug 08	<b>Compliance</b> 26/08/08	<b>Replaces</b> See below
------------------------	---	-------------------------------	------------------------------

**Replaces:** NR/L2/ELP/27229 Iss 1; Oct 05; RT/E/WI/27124 Iss 1; Dec 04; RT/E/WI/27129 Iss 1; Dec 04; RT/E/WI/27222 Iss 1; Dec 04

This specification states the directorate's minimum requirements for remote control equipment (also known as supervisory control and data acquisition, SCADA equipment) and systems for remote monitoring and control to electric traction power supply equipment on ac and dc traction systems from Electrical Control Rooms.

Price: Phone (Includes PowerPoint  attachment) (Contains NR/BS/LI/410)

## 4.7 ELECTRICAL POWER

**ELP**  
**Level 2**

<b>NR/L2/ELP/27238</b>	<b>Maintenance Specification for Fixed Plant Equipment</b> Issue 7; Jul 14	<b>Compliance</b> 01/11/14	<b>Replaces</b> NR/L2/ELP/27238 Iss 6; Sep 11
------------------------	---	-------------------------------	--

This Network Rail standard specifies the general requirements and specific tasks to be performed upon on Network Rail's mechanical and electrical fixed plant.

Price: C Standard only; Complete, F See below for details of modules and individual pricing

NR/L2/ELP/27238/	Title	Issue	Issue Date	Price
APP-A	Standby Generators	Issue 6	Sep 2011	B
APP-B	Electrical Points Heating Installations	Issue 7	Sep 2011	B
APP-C	Gas/Oil Fired Heating Systems	Issue 6	Sep 2011	B
APP-D	Air Conditioning and Ventilation Equipment	Issue 6	Sep 2011	A
APP-E	Electrical Installations and Equipment	Issue 6	Sep 2011	A
APP-F	Lighting Installations	Issue 6	Sep 2011	A
APP-G	Emergency Lighting Equipment	Issue 6	Sep 2011	A
APP-H	Water Distribution Systems	Issue 6	Sep 2011	A
APP-I	Fire Alarm Systems	Issue 6	Sep 2011	A
APP-J	Sewage Disposal Plant	Issue 6	Sep 2011	A
APP-K	Building Maintenance Platforms	Issue 6	Sep 2011	B
APP-L	Winches	Issue 6	Sep 2011	A
APP-M	Hydraulic Buffer Stops	Issue 6	Sep 2011	B
APP-N	Maintenance of Uninterruptible Power Supply Equipment	Issue 6	Sep 2011	B
APP-O	Non-traction High Voltage Electrical Equipment	Issue 6	Sep 2011	A
APP-P	Pumping Installations	Issue 6	Sep 2011	A
APP-Q	Signalling and Safety Related Power Supplies	Issue 6	Sep 2011	B
APP-R	Moving Bridges	Issue 6	Sep 2011	A

<b>NR/L2/ELP/27239</b>	<b>Maintenance Specification for Electrification Distribution Equipment</b> Issue 2; Jun 08	<b>Compliance</b> 26/08/08	<b>Replaces</b> NR/SP/ELP/27239 Iss 1; Oct 05
------------------------	--	-------------------------------	--

This specification states the Directorate's general requirements that apply to all maintenance undertaken on Network Rail's electrical and plant equipment.

Price: D (Contains NR/BS/LI/026 (Expired), NR/BS/LI/384)

<b>NR/L2/ELP/27275</b>	<b>A.C. Electric Traction Energy Subsystems - System Design Principles</b> Issue 1; Dec 17	<b>Compliance</b> 03/03/18	<b>Replaces</b> New at Issue 106
------------------------	---	-------------------------------	-------------------------------------

The purpose of this standard is to:

- describe the design principles for a.c. electric traction power systems that would lead to compliance with the legislative requirements of Commission Regulation (EU) No. 1301/2014 of 18 November 2014 on the technical specifications for interoperability relating to the 'energy' subsystem of the rail system in the Union;
- allow equipment to be specified so as to prevent danger (as required by the Electricity at Work Regulations 1989);
- provide a standardised approach for the design, dimensioning and assessment of a.c. traction power systems and the provision of economically efficient system designs.

Price: E

<b>NR/L2/ELP/27307</b>	<b>Management of M&amp;EE Safety Related Event Reports</b> Issue 4; Dec 17	<b>Compliance</b> 03/03/18	<b>Replaces</b> NR/L2/ELP/27307 Iss 3; Sep 17
------------------------	---	-------------------------------	--

This standard provides a common safety related event (SRE) reporting process for M&EE comprising Power Distribution HV/LV, Contact Systems AC/DC, Traction and Rolling stock (T&RS) and Plant.

Price: C  Additional Excel Content Available: Phone

<b>NR/L2/ELP/27311</b>	<b>Engineering Assurance Requirements for Design and Implementation of Electrical Power Engineering Infrastructure Projects</b> Issue 4; Jun 11	<b>Compliance</b> 03/09/11	<b>Replaces</b> NR/SP/ELP/27311 Iss 3; Jun 10
------------------------	--	-------------------------------	--

The purpose of this standard is to control the risk to Network Rail's infrastructure and railway operations that may arise as a result of any changes to electrical power assets by mandating an engineering assurance process.

Price: C

<b>NR/L2/ELP/27314</b>	<b>Testing and Commissioning of New or Modified Overhead Contact Systems</b> Issue 1; Dec 17	<b>Compliance</b> 03/03/18	<b>Replaces</b> New at Issue 106
------------------------	--	-------------------------------	-------------------------------------

The purpose of this document is to define the requirements to test and commission new or modified Overhead Contact System (OCS). This document sets out the procedures and process controls necessary to confirm that new OCS installations and alterations to existing installations, are tested in a manner that assures:

- Compliance with legislation, standards, the project specifications and approved Design Details; and
- Fitness for purpose before they are offered for Entry Into Operational Service.

Price: E

<b>NR/L2/ELP/27320</b>	<b>Fixed Plant Equipment Reporting</b> Issue 2; Aug 08	<b>Compliance</b> 26/08/08	<b>Replaces</b> NR/L2/ELP/27320 Iss 1; Jun 07
------------------------	--	-------------------------------	--

This specification details the information required to be reported on Network Rail's fixed plant equipment.

Price: B

<b>NR/L2/ELP/27325</b>	<b>Train Borne Monitoring of Traction Power Contact Systems</b> Issue 1; Mar 16	<b>Compliance</b> 03/12/16	<b>Replaces</b> New at Issue 99
------------------------	---	-------------------------------	------------------------------------

This standard specifies the requirements for train borne monitoring of Traction Power Contact Systems. The purpose is to standardise monitoring provisions and drive improvements in safety, economy and performance.

Price: D

<b>NR/L2/ELP/27400</b>	<b>Specification for 25-0-25kV Traction Autotransformers</b> Issue 2; Sep 11	<b>Compliance</b> 03/12/11	<b>Replaces</b> NR/L2/ELP/27400 1; Sep 09
------------------------	--	-------------------------------	--

This product specification states the requirements for use on the 25-025 kV electrification system.

Price: D

<b>NR/L2/ELP/27401</b>	<b>Configuration Management and Change to Protection and Control Systems</b> Issue 1; Dec 09	<b>Compliance</b> 05/06/10	<b>Replaces</b> New at Issue 74
------------------------	--	-------------------------------	------------------------------------

This standard states the requirement for the management of hardware and software configuration of electrical fault protection and control devices.

Price: D (Contains NR/BS/LI/372)

<b>NR/L2/ELP/27402</b>	<b>Specification for Protection and Control Devices for Electrical Systems</b> Issue 1; Dec 09	<b>Compliance</b> 05/06/10	<b>Replaces</b> NR/SP/ELP/21035 Iss 2; Dec 05
------------------------	--	-------------------------------	---

This specification states the requirements for the design, manufacture and type testing of protection and control devices.

Price: B

<b>NR/L2/ELP/27411</b>	<b>Product Specification for Polymeric Insulators for Top-Contact Conductor Rails</b> Issue 1; Mar 12	<b>Compliance</b> 03/06/12	<b>Replaces</b> New at Issue 83
------------------------	---	-------------------------------	------------------------------------

This specification defines technical and performance requirements for polymeric insulators for support of conductor rails for third and fourth rail electrified lines on Network Rail infrastructure.

Price: C

<b>NR/L2/ELP/27428</b>	<b>Product Specification for National Procurement of OLE Components</b> Issue 1; Dec 16	<b>Compliance</b> 04/03/17	<b>Replaces</b> New at Issue 102
------------------------	---	-------------------------------	-------------------------------------

This Product Specification has been prepared to supplement the provisions of the relevant European, British & International Standards; and codes of practice for the purchase, quality control and inspection of OLE components for use on 25kV AC Electrified Lines..

Price: B Standard only; Complete, Phone See below for details of modules and individual pricing

NR/L2/ELP/27428/	Module	Issue	Issue Date	Price
01	Fixings for Railway Electrification Equipment	1	Dec 2016	C
02	25kV A.C. Discrete Sectioning Devices for Railway Electrification Equipment	1	Dec 2016	D
03	25kV A.C. Tensioning Devices for Railway Electrification Equipment	1	Dec 2016	D
04	25kV A.C. Insulators for Railway Electrification Equipment	1	Dec 2016	D
05	25kV A.C. Clips and Clamps for Railway Electrification Equipment	1	Dec 2016	D
06	25kV A.C. Overhead Contact Line Droppers for Railway Electrification Equipment	1	Dec 2016	D
07	25kV A.C. Overhead Contact Line Cantilever Assemblies for Railway Electrification Equipment	1	Dec 2016	D

## 4.7 ELECTRICAL POWER

## ELP Level 2

<b>NR/L2/ELP/27500</b>	<b>Production of Comprehensive Track Diagrams and Operations Diagrams</b> Issue 2; Dec 17	<b>Compliance</b> 03/03/18	<b>Replaces</b> NR/L2/ELP/27500 Iss 1; Mar 10
------------------------	---	-------------------------------	--

This standard sets out the detailed requirements necessary for all Comprehensive Track Diagrams (CTDs) and Operations Diagrams produced by or on behalf of Network Rail to maintain a consistent standard in terms of content, format and overall appearance.

Price: C

<b>NR/L2/ELP/27550</b>	<b>Traction Power Isolation Documentation</b> Issue 1; Dec 17	<b>Compliance</b> 03/03/18	<b>Replaces</b> NR/L3/MTC/EP0203 Iss 2; Mar 11
------------------------	---	-------------------------------	---

This standard sets out the detailed requirements necessary for all Traction Power Isolation documentation produced by or on behalf of Network Rail to maintain a consistent standard in terms of content, format and overall appearance.

Price: B Standard only; Complete, E See below for details of modules and individual pricing

NR/L2/ELP/27550/	Module	Issue	Issue Date	Price
01	Production and control of Isolation Diagrams and Instructions	1	Dec 2017	D
1A	Layout and Technical Content of Isolation Diagrams and Instructions	1	Dec 2017	D

<b>NR/L2/ELP/27715</b>	<b>Overhead Contact System Design Specification</b> Issue 3; Sep 18	<b>Compliance</b> 01/09/18	<b>Replaces</b> NR/L2/ELP/27715 Iss 2; Mar 18
------------------------	---	-------------------------------	--

The purpose of this standard is to specify the Network Rail requirements to achieve safety, economy and performance when developing Overhead Contact System design for an electrified railway

Price: D Standard only; Complete, F See below for details of modules and individual pricing

NR/L2/ELP/27715/	Module	Issue	Issue Date	Price
01	Fundamental Design Requirements	1	Mar 2018	D
02	Allocation Design Principles	1	Mar 2018	D
03	Design of Auto Transformer Feeder and Ancillary Conductors	1	Mar 2018	C
04	Electrical and Mechanical Clearances and Separation	3	Sep 2018	D
05	Engineering Deliverables	1	Mar 2018	C
06	Governance of Overhead Contact System Design Ranges	1	Mar 2018	B

<b>NR/L2/ELP/27730</b>	<b>Specification for 750V dc Switchgear</b> Issue 2; Mar 18	<b>Compliance</b> 03/03/18	<b>Replaces</b> NR/L2/ELP/27730 Iss 1, Jun 17
------------------------	---	-------------------------------	--

The purpose of this document is to define the specific requirements for Network Rail's 750 V d.c. switchgear, following as closely as possible those identified within the applicable British Standard BS EN 50123 parts 1 – 4, 6, 7 Railway applications – Fixed installations – D.C. Switchgear.

Price: E

<b>NR/L2/ELP/40045</b>	<b>Electric Point Heating</b> Issue 6; Aug 08	<b>Compliance</b> 26/08/08	<b>Replaces</b> NR/SP/ELP/40045 Iss 5; Dec 05
------------------------	---	-------------------------------	--

This Specification states the minimum requirements for the components and systems comprising the electric point heating installations for use on Network Rail infrastructure

Price: E (Contains NR/BS/LI/106)

<b>NR/L2/ELP/40068</b>	<b>Principal Supply Point (DNO + DG) Specification</b> Issue 1; Aug 07	<b>Compliance</b> 06/10/07	<b>Replaces</b>
------------------------	--	-------------------------------	-----------------

This specification describes the requirements for a 'DNO and DG' (Distribution Network Operator and Diesel Generator set) based principal supply points.

Price: C

<b>NR/L2/ELP/40069</b>	<b>Specification for Railway Pumping Installations</b> Issue 1; Aug 07	<b>Compliance</b> 06/10/07	<b>Replaces</b>
------------------------	--	-------------------------------	-----------------

This Network Rail standard specifies the fundamental requirements for all railway pumping installations on Network Rail Infrastructure.

Price: C

## Level 3

<b>NR/L3/ELP/3091</b>	<b>DC Electrified Lines Working Instructions</b> Issue 4; Sep 18	<b>Compliance</b> 01/12/18	<b>Replaces</b> NR/WI/ELP/3091 Iss E2; Dec 06 RT/E/WI/00109 Iss E1; Feb 04
-----------------------	--	-------------------------------	--

This work instruction sets out the requirements for persons working on or near to 3rd rail DC electrified lines to allow them to carry out their duties without risk of danger to themselves or other persons.

Price: E

<b>NR/L3/ELP/00110</b>	<b>Maintenance of Electrification, Plant, Signalling and Telecommunications Equipment, Incorporating Asbestos Materials or Components</b> Issue 2; Jun 08	<b>Compliance</b> 26/08/08	<b>Replaces</b> RT/E/WI/00110 Iss E1; May 04
------------------------	---	-------------------------------	---

This Work Instruction supplements existing maintenance instructions with asbestos related requirements for electrification, plant, signalling and telecommunications equipment incorporating asbestos materials or components to ensure compliance with current legislation.

Price: D (Contains NR/BS/LI/034)

<b>NR/L3/ELP/21067</b>	<b>Instructions for Making out Issuing and Cancelling High Voltage Permits to Work, Sanctions for Test and Circuit State Certificates</b> Issue 5; Dec 11	<b>Compliance</b> 03/12/11	<b>Replaces</b> NR/L3/ELP/21067 Iss 4; Jun 11
------------------------	---	-------------------------------	--

This Level 3 Standard gives instructions for the making out, issuing and cancelling of Permits-to-Work, Sanctions-for-Test and Circuit State Certificates for work on high voltage equipment as detailed in Section 2. It forms part of a set of Network Rail Standards which govern safe working on or near all its electrical equipment, distribution systems and traction supply systems.

Price: D (Contains NR/BS/LI/387)  Additional Excel Content Available: Phone

<b>NR/L3/ELP/22001</b>	<b>Procedure and Competence Requirements for Persons Undertaking Works in the Vicinity of High Voltage Cables</b> Issue 1; Aug 08	<b>Compliance</b> 26/08/08	<b>Replaces</b>
------------------------	---	-------------------------------	-----------------

This standard is to confirm works undertaken in the vicinity of High Voltage cables are conducted in a manner which minimises risk to persons, cables and the environment.

Price: C

<b>NR/L3/ELP/27051</b>	<b>Working Instructions for DC Electrified Lines in the Liverpool Area</b> Issue 5; Dec 17	<b>Compliance</b> 03/03/18	<b>Replaces</b> NR/WI/ELP/27051 Iss 4; Jun 07
------------------------	--	-------------------------------	--

This modular standard updates previously published instructions for 3rd rail d.c. electrified lines in the Liverpool area to:

- enable use of equipment for delivering conductor rail isolations more safely and more rapidly and
- incorporate previously authorised changes that were published as Letters of Instruction and
- present them in a modular format that clarifies where variation may be permitted.

Price: C Standard only; Complete, F See below for details of modules and individual pricing

NR/L3/ELP/27051/	Module	Issue	Issue Date	Price
01	General Instructions for Working On or Near Conductor Rail Equipment	1	Dec 2017	B
02	Isolation of Conductor Rails	1	Dec 2017	D
03	Working of Trains	1	Dec 2017	C
04	Additional instructions in respect of Mersey, link and loop sections	1	Dec 2017	D
05	Fire and dangerous substances, liquids etc.	1	Dec 2017	C

<b>NR/L3/ELP/27077</b>	<b>Single to Three Phase Converter Installations</b> Issue 3; Aug 08	<b>Compliance</b> 26/08/08	<b>Replaces</b> NR/WI/ELP/27077 Iss 2; Feb 06
------------------------	--	-------------------------------	--

This document describes the periodic maintenance requirements for all Single to Three Phase Converter installations associated with Signalling Supplies.

Price: C

<b>NR/L3/ELP/27078</b>	<b>Routine Inspection and Maintenance of Diesel and Electrically Driven Compressed air Installations</b> Issue 3; Aug 08	<b>Compliance</b> 26/08/08	<b>Replaces</b> NR/WI/ELP/27078 Iss 2; Feb 06
------------------------	--	-------------------------------	--

This document describes the periodic maintenance requirements for all diesel and electrically driven compressed air installations associated with signalling supplies.

Price: C

<b>NR/L3/ELP/27115</b>	<b>Arrangements for Isolation of the Conductor Rail for Pre-planned Possessions of the Line</b> Issue 4; Sep 18	<b>Compliance</b> 01/12/18	<b>Replaces</b> NR/L3/ELP/27115 Iss 3; Aug 08
------------------------	---	-------------------------------	--

These instructions specify the actions and documentation required for staff undertaking isolation in connection with possessions. These instructions supplement the requirements of the DC Electrified Lines Instructions, NR/L3/ELP/3091.

Price: C

<b>NR/L3/ELP/27122</b>	<b>Loss of High Voltage Supply to, or the Tripping of, a High Voltage Circuit Breaker for no Known Reason in a Substation Building Containing Metal Clad Switchgear With Bitumastic Compound Filled Busbar Chambers</b> Issue 3; Jun 08	<b>Compliance</b> 26/08/08	<b>Replaces</b> NR/WI/ELP/27122 Iss 2; Apr 06
------------------------	---	-------------------------------	--

This instruction applies to switchgear operating at 11kV and above. If the High Voltage (HV) supply is lost or a HV circuit breaker operates for no known reason in a building equipped with metal clad switchgear with bitumastic compound filled busbar chambers and staff are present at that location, the following instructions shall be carried out. A list of substations where this instruction is applicable shall be produced within each territory and made available in the appropriate electrical control room instructions.

Price: B

<b>NR/L3/ELP/27134</b>	<b>Reporting of Electric Track Equipment Defects</b> Issue 3; Aug 08	<b>Compliance</b>	<b>Replaces</b> NR/WI/ELP/27134 Iss 2; Feb 06
------------------------	--	-------------------	--

This work instruction details the procedures to be adopted for reporting defects found during inspections of electric track equipment.

Price: B

<b>NR/L3/ELP/27135</b>	<b>Recording Method for DC Safe Setting Calculations</b> Issue 3; Jun 08	<b>Compliance</b> 26/08/08	<b>Replaces</b> NR/WI/ELP/27135 Iss 2; Apr 06
------------------------	--	-------------------------------	--

This work instruction defines the responsibilities of the Area Electrification and Plant (E&P) Engineer for maintaining the up to date records of all previously calculated d.c. section "safe" settings and carrying out all future d.c. section "safe" setting calculations.

Price: B

<b>NR/L3/ELP/27140</b>	<b>Application of Short Circuits for Conductor Rail Isolations</b> Issue 4; Mar 19	<b>Compliance</b> 02/03/19	<b>Replaces</b> NR/L3/ELP/27140 Iss 3; Sep 18
------------------------	--	-------------------------------	--

This Work Instruction specifies the actions necessary for the application of and removal of short circuits required for the protection of conductor rail isolations as required by:-

- the D.C. Electrified Lines Instructions (NR/L3/ELP/3091)
- the Liverpool Area DC Lines Operating Instructions (NR/L3/ELP/27051)

Price: C

<b>NR/L3/ELP/27218</b>	<b>Preparation or Modification of Comprehensive Track Diagrams</b> Issue 3; Aug 08	<b>Compliance</b> 26/08/08	<b>Replaces</b> NR/SP/ELP/27218 Iss 2; Apr 06
------------------------	--	-------------------------------	--

This standard is to provide a basis for the preparation or modification of comprehensive track diagrams. It shall apply to all comprehensive track diagrams issued as from the date of this document. Each diagram completed to this standard shall be endorsed, "Drawn to NR/SP/ELP/27218". Any diagrams without this endorsement may contain dual standards for an interim period.

Price: C

<b>NR/L3/ELP/27232</b>	<b>Work Instruction for Defect Reporting</b> Issue 2; Aug 08	<b>Compliance</b> 26/08/08	<b>Replaces</b> NR/WI/ELP/27232 Iss 1; Dec 05
------------------------	--	-------------------------------	--

This instruction details the procedure to be adopted for written reporting of defects found on:

- Substation plant, remote control and protection equipment using the standard defect report form TPS/P/155/1; and,
- HV and pilot/supervisory cables and associated equipment using a standard tick box report form TPS/P/154/1.

Price: B

<b>NR/L3/ELP/27237</b>	<b>Overhead Line Work Instructions</b> Issue 16; Sep 18	<b>Compliance</b> 01/12/18	<b>Replaces</b> NR/L3/ELP/27237 Iss 15; Mar 18
------------------------	---	-------------------------------	---

The OLE work instructions are provided to establish the approved standard methods for overhead line work.

Price: Phone

## 4.7 ELECTRICAL POWER

**ELP**  
**Level 3**

<b>NR/L3/ELP/27240</b>	<b>Distribution Work Instructions</b> Issue 8; Mar 19	<b>Compliance</b> 07/09/19	<b>Replaces</b> NR/L3/ELP/27240 Iss 7; Jun 17
------------------------	---	-------------------------------	--

This document contains Distribution Work Instructions for use by competent persons to carry out maintenance and fault rectification activities.

Price: B Standard only; Complete, F See below for details of modules and individual pricing

NR/L3/ELP/27240/	Title	Issue	Issue Date	Price
NR/DIST INDEX	Distribution Equipment Work Instructions Index	8	Mar 2019	C
NR/DIST PERIODICITY	Distribution Equipment Maintenance Periodicity Matrix	5	Mar 2019	B
NR/DIST ABBREV.	Distribution equipment work instruction Abbreviations	2	Mar 2017	A
<b>Inspection and Maintenance of 25 kV Buildings</b>				
NR/DIST C01	Inspection and Maintenance of 25 kV a.c. Switching Stations	4	Jun 2017	B
NR/DIST C01a	Inspection and Maintenance of WI GIS 25 kV a.c. Feeder Station and Track Sectioning Cabin Metal Buildings	3	Mar 2017	B
NR/DIST C01b	Instruction for Documents to be kept in Switching Station Buildings	3	Mar 2017	A
NR/DIST C01d	Inspection and Maintenance of GEC Alstom Type Harmonic Filter Equipment	3	Mar 2017	A
NR/DIST C01e	Inspection of 25kV Rafts & Raft Compounds	2	Mar 2017	A
<b>Inspection and Maintenance of HV Cables and Cable Routes</b>				
NR/DIST C02	Maintenance of HV Feeder Cables and Cable Routes (Forming the Traction Distribution System)	4	Jun 2017	A
<b>Inspection and Maintenance of 25 KV a.c. Switchgear</b>				
NR/DIST C03a	Maintenance of K11 25 kV a.c. Switchgear on A.C. Electrified Lines	3	Mar 2017	A
NR/DIST C03b	Maintenance of GEC Type OX36 Vacuum Switchgear (Structure Mounted Outdoor Switchgear)	3	Mar 2017	A
NR/DIST C03b(a)	Maintenance of 25kV GEC Type OX SF6 Insulated Vacuum Switchgear Incorporating Sequential Isolators and Associated Equipment	3	Mar 2017	B
NR/DIST C03c	Maintenance of ABB SACE ESA FLOUR SFE25 Structure Mounted Outdoor Switchgear	3	Mar 2017	A
NR/DIST C03d	Maintenance of VCB Switchgear	4	Mar 2019	B
NR/DIST C03f	Maintenance of ABB FSKII Vacuum Switchgear (Structure Mounted Outdoor Switchgear)	1	Mar 2017	B
NR/DIST C03i	Maintenance of ABB ZX1.5R Switchgear	1	Mar 2016	A
NR/DIST C03j	Maintenance of Siemens ASG 25 Switchgear.	1	Mar 2017	A
NR/DIST C03k	Maintenance of Siemens 8DA11 and 8DA12 Switchgear	1	Mar 2019	C
NR/DIST C03o	Maintenance of Hawker Siddeley VMAG25 Switchgear	1		
NR/DIST C03p	Maintenance of Areva CBR25 Structure Mounted Outdoor Switchgear	1	Jun 2017	A
NR/DIST C03r	Routine Maintenance of Hawkgas 25 SMOS (Structure Mounted Outdoor Switchgear)	1	Jun 2017	A
NR/DIST C03s	Routine Maintenance of Areva 25kV WI SF6 Switchgear	1	Jun 2017	B
NR/DIST C03t	Routine Maintenance of Balfour Beatty TAC1 25kV AIS Switchgear	1	Jun 2017	A
NR/DIST C03u	Routine maintenance of 25 kV GEC Type OX SF6 Insulated Vacuum Switchgear	2	Jun 2017	A
<b>Inspection and Maintenance of Transformers</b>				
NR/DIST C04a	Maintenance of Free Breathing and Sealed Booster Transformers	3	Mar 2017	A
NR/DIST C04b	Maintenance of Oil Filled Transformers Except Boosters	3	Mar 2017	A
NR/DIST C04b(a)	Routine Maintenance of Oil Filled Transformers in ex AMEC Areas	2	Mar 2017	A
NR/DIST C04c	Instructions for Testing and Maintenance of Transformer and Switchgear Insulating Oil	4	Jun 2017	B
NR/DIST C04d	Routine Testing of Buchholz Relays	2	Mar 2017	A
NR/DIST C04e	Routine Maintenance of Auxiliary Transformers	2	Mar 2017	A
NR/DIST C04f	Inspection and maintenance of 25kV Isolating Transformer Return Current Isolating Switches	3	Mar 2017	A
<b>Inspection and Maintenance of Battery Equipment</b>				
NR/DIST C05a	Routine Maintenance of Batteries – Sealed and Top Up Type – and Associated Battery Charging Equipment	4	Mar 2019	B
NR/DIST C05d	Measurement of Battery Voltage and Impedance, using the BIDDLE C – BITE Battery Condition Tester	3	Mar 2017	A
NR/DIST C05h	Precautions to be Taken Before Disconnection of Substation Battery from Charger: Pre-War Construction Country Substations	2	Mar 2017	A
<b>Inspection and Maintenance of LVAC Distribution Boards</b>				
NR/DIST C06	Maintenance of LV AC Distribution Boards	3	Mar 2017	A
<b>Inspection and Maintenance of Voltage Regulators</b>				
NR/DIST C07a	Maintenance of Voltage Regulators And Regulating Transformers	3	Mar 2017	B
NR/DIST C07b	Reserved			

## 4.7 ELECTRICAL POWER

**ELP  
Level 3**

NR/L3/ELP/27240/	Title	Issue	Issue Date	Price
<b>Inspection and Maintenance of SCADA Equipment</b>				
NR/DIST C08a	Inspection and Maintenance of Transmitton and Foxboro SCADA Equipment	3	Mar 2017	A
NR/DIST C08b	Reserved			
<b>Inspection and Maintenance of Double Pole Disconnectors / Motorised Switches</b>				
NR/DIST C09a	Inspection and Maintenance of South Wales Switchgear Type Rd100 Double Pole Disconnectors	3	Mar 2017	A
NR/DIST C09b	Maintenance of Switchgear and Equipment (Bowthorpe) British Type S3M motorised switches	3	Mar 2017	B
NR/DIST C09c	Maintenance of Morris Line Equipment Motorised Switches	3	Mar 2017	A
<b>Inspection and Maintenance of 25 KV Protection Relay Equipment</b>				
NR/DIST C10a	Routine Inspection and Secondary Injection Testing of LFZP141 OPTIMHO Relay using the ORTS 50 test set when Installed with K11 Switchgear	3	Mar 2017	B
NR/DIST C10b	Routine Inspection and Secondary Injection Testing of YTG14 Relay using the ORTS 50 Test Set	3	Mar 2017	B
NR/DIST C10c	Routine Inspection and Secondary Injection Testing of YTG 14 Relay using ORTS 50 Test Set (West Coast Extension only)	3	Mar 2017	B
NR/DIST C10c(a)	Routine Inspection and Secondary Injection Testing of YTG 14 Relay on VCBs using ZFB Test Set	3	Mar 2017	C
NR/DIST C10d	Routine Inspection and Secondary Injection Testing of TFH Overload Relay	3	Mar 2017	A
NR/DIST C10d(a)	Routine Inspection and Secondary Injection Testing of TFH Overload Relay on OCBs	3	Mar 2017	A
NR/DIST C10e	Routine Inspection and Secondary Injection Testing of SA2 Thermal Relay (K11 25 kV only)	3	Mar 2017	A
NR/DIST C10f(a)	Routine Inspection and Secondary Injection Testing of SA2 Thermal Relay using ORTS 50 Test Set	3	Mar 2017	A
NR/DIST C10f(b)	Routine Inspection and Secondary Injection Testing of SA2 Thermal Relay using ORTS 100 Test Set	3	Mar 2017	A
NR/DIST C10g(a)	Routine Inspection and Secondary Injection Testing of CAG19 Relay using ORTS 50 Test Set	3	Mar 2017	A
NR/DIST C10g(b)	Reserved			
NR/DIST C10g(c)	Routine Inspection and Secondary Injection Testing of CAG19 Instantaneous Overcurrent and Earth Fault Relays on VCBs using ZFB Test Set	3	Mar 2017	A
NR/DIST C10h	Routine Inspection and Secondary Injection Testing of FGL Instantaneous Attracted Armature Relay	3	Mar 2017	A
NR/DIST C10h(a)	Routine Inspection And Secondary Injection Testing of FGL Instantaneous Attracted Armature Relay on OCBs	3	Mar 2017	A
NR/DIST C10i	Reserved			
NR/DIST C10j	Routine Inspection and Secondary Injection Testing of DZA and ZFE Protection Relay	3	Mar 2017	C
NR/DIST C10j(a)	Method of Applying Zone Reach and Timer Settings to DZA and AKE Protection Relays using BR DZ Test Set	3	Mar 2017	B
NR/DIST C10j(b)	Method of Applying Zone Reach and Timer Settings to DZA and AKE Protection Relays on OCBs	3	Mar 2017	C
NR/DIST C10k	Routine Inspection and Secondary Injection Testing of K11 Switchgear LFZP 141 OPTIMHO Relay using the ORTS 100 Test Set	3	Mar 2017	A
NR/DIST C10l	Routine Inspection and Secondary Injection Testing of PBO Overcurrent Relays at Cargo Sub-station Carlisle using the ORTS 100 Test Set	3	Mar 2017	A
NR/DIST C10m(a)	Routine Inspection and Secondary Injection Testing of LFZP 141 Optimho Relay using ORTS 50 Test Set (For K11 Locations Refer to NR/DIST C10a)	3	Mar 2017	A
NR/DIST C10m(b)	Routine Inspection and Secondary Injection Testing of LFZP 141 Optimho Relay using ORTS 100 Test Set (WCML WI GIS Locations Refer to NR/DIST C10n)	3	Mar 2017	A
NR/DIST C10n	Routine Inspection and Secondary Injection Testing of LFZP 141 Optimho Relay at WI GIS Switchgear Sites using ORTS 100 Test Set	3	Mar 2017	A
NR/DIST C10p	Maintenance of Micom P521 Protection Relay	1	Mar 2019	A
NR/DIST C10q	Maintenance of Micom P438 Protection Relay	1	Mar 2019	A
NR/DIST C10r	Maintenance of Micom P921 Protection Relay	1	Mar 2019	A
NR/DIST C11	Routine Inspection and secondary Injection Testing of CDG and HO4 Protection Relays	3	Mar 2017	B
NR/DIST C12	Secondary Injection Testing of PBO2 Relays using the ORTS 100 Test Set	3	Mar 2017	A
NR/DIST C13	Maintenance of Micom P120 Protection Relay	1	Mar 2019	A
NR/DIST C14	Maintenance of Micom P142 Protection Relay	1	Mar 2019	A
NR/DIST C15	Reserved			
<b>Isolation and Earthing of 25 kV Switchgear</b>				
NR/DIST C16a	Isolation and Earthing of 25 kV WI SF6 Switchgear	3	Mar 2017	B
NR/DIST C16b	The Isolation and Earthing of 25kV a.c. Switchgear Manufactured by Messrs Switchgear and Cowans Type K11 and Cable Connections Thereto	3	Mar 2017	C
NR/DIST C16c	Isolation and Earthing of 25 kV Switching Stations Incorporating Vacuum Circuit Breakers	4	Mar 2019	C

## 4.7 ELECTRICAL POWER

**ELP**  
**Level 3**

NR/L3/ELP/27240/	Title	Issue	Issue Date	Price
NR/DIST C16d	Isolation and Earthing of 25 kV Feeder Stations with Harmonic Filters and Vacuum Circuit Breakers	4	Mar 2019	C
NR/DIST C16e	Isolating and Earthing Structure Mounted Outdoor Switchgear (SMOS) locations (where working instructions for 25 kV electrified lines NR/SP/ELP/29987 apply)	3	Mar 2017	B
NR/DIST C16f	Isolation and Earthing of SMOS Location not Adjacent to Overhead Line Equipment, using NR/SP/ELP/21067	3	Mar 2017	A
NR/DIST C16g	Isolation and Earthing for Feeder Switch Maintenance for A.C. Electrified Lines	3	Mar 2017	A
NR/DIST C16h	Isolation and Earthing at Hackney Downs No 2 Track Sectioning Cabin	4	Mar 2019	B
NR/DIST C16i	Isolation and Earthing at Incline Track Sectioning Cabin	4	Mar 2019	B
NR/DIST C16j	Isolation and Earthing at York Way Track Sectioning Cabin	4	Mar 2019	B
NR/DIST C16k	Isolation and Earthing of Isolation Transformers at Dollands Moor	3	Mar 2017	A
NR/DIST C16l	Isolation and Earthing for Isolating Transformer, Associated Cables and Equipment at West London Junction, Mitre Bridge Junction and Scrubbs Lane	3	Mar 2017	B
NR/DIST C16m	Isolation and Earthing at Old Oak Common Feeder Station No 1 Including Cables to North Pole Depot and Interconnector Cables to Old Oak Common Feeder Station No 2 and Acton Lane and their Isolators	3	Mar 2017	C
NR/DIST C16n	Isolation and Earthing at DraytonPark A & B Track Sectioning Cabin	4	Mar 2019	B
NR/DIST C16p	Isolation and Earthing of 25 kV Siemens 8DA GIS Switchgear	1	Mar 2019	C
NR/DIST C16q	Isolation and Earthing of 25 kV ABB ZX1.5R GIS Switchgear	1	Mar 2017	A
NR/DIST C16r	Isolation & Earthing of Siemens ASG25 Air Insulated Vacuum Switchgear	1	Mar 2019	C
NR/DIST C16s	Isolation and Earthing of Balfour Beatty TAC1 25kV AIS Switchgear at Paisley TSC	1	Jun 2017	A
NR/DIST C16t	Isolation and Earthing of Autotransformer Feeder Cables installed as part of the Autotransformer System between Welwyn B ATFS and Hitchin SATS	1	Mar 2019	A
<b>Isolation and Earthing of HV equipment</b>				
NR/DIST C17a	Northern City line: Isolation of 11 kV Switchgear, HV Cables and Associated Equipment	3	Mar 2017	D
NR/DIST C17b	Electrification: use of ASEA Raft Isolation and Earthing Instructions	2	Mar 2017	A
NR/DIST C18	Reserved			
<b>Condition Assessments</b>				
NR/DIST C19a	Condition Assessment for 25 kV Distribution Assets	2	Mar 2017	B
NR/DIST C19b	Condition Assessment for HV & DC Distribution Assets	2	Mar 2017	C
<b>Inspection and Maintenance of DC Traction Buildings and Raft Equipment</b>				
NR/DIST C20a	Routine Inspection and Maintenance of Substations and Associated Buildings on DC Electrified Lines	3	Mar 2017	A
NR/DIST C20d	Routine Examination of Outdoor Raft Reinforced Concrete Structures	2	Mar 2017	A
NR/DIST C20d(a)	Routine Maintenance of Outdoor Raft Equipment	2	Mar 2017	A
<b>Inspection and Maintenance of HV Feeders (including oil filled)</b>				
NR/DIST C21a	Routine Maintenance and Testing Instructions for the Type 78 Low Oil Pressure Indicator Panel	2	Mar 2017	A
<b>Testing Procedures</b>				
NR/DIST C22a	Pressure Testing Procedure	2	Mar 2017	B
NR/DIST C22b	Instruction for Vacuum Interrupter Pressure Test for Equipment used on 11kv VCB'S (GEC Type VMX, MXS, Brush Type FV and W&B Type CV)	2	Mar 2017	B
<b>Inspection and Maintenance of HV 3 Phase Switchgear</b>				
NR/DIST C22c	Routine Maintenance of 33kv Oil Circuit Breaker GEC Type JB424 form WM3.	2	Mar 2017	A
NR/DIST C22c(a)	Routine Inspection of the Top Cap Assembly on JB424 OCB Bushings	2	Mar 2017	B
NR/DIST C22d	Routine Maintenance of 33kV, 750MVA Metalclad Switchgear GEC Type KC	2	Mar 2017	B
NR/DIST C22e	Routine Maintenance of 33kV Switchgear – Switchgear & Cowan Type K4	2	Mar 2017	A
NR/DIST C22f	Routine Maintenance of 33kV SF6 Switchgear – South Wales Switchgear Type HAWKGAS 36	2	Mar 2017	A
NR/DIST C22g	Routine Maintenance of 11kV Switchgear – Whipp & Bourne Type CV	2	Mar 2017	A
NR/DIST C22h	Routine Maintenance of 11kV Switchgear – GEC Type KA	2	Mar 2017	A
NR/DIST C22k	Routine Maintenance of 11kV Switchgear Long and Crawford Ltd Type WPD-2 Mark I	2	Mar 2017	A
NR/DIST C22m	Routine Maintenance of 11kV Oil Circuit Breaker South Wales Switchgear Type C4X	2	Mar 2017	A
NR/DIST C22n	Instruction for the Routine Maintenance of a Calor EMAG 33kV SF6 – Insulated Vacuum Interrupter Circuit Breaker Type ZV2.	2	Mar 2017	A
NR/DIST C22p	Routine Maintenance of ABB. 11kV AND 22kV SF6 Circuit Breakers Type “SAFESIX” and Associated Equipment within the Circuit Breaker Cubicle	2	Mar 2017	A

## 4.7 ELECTRICAL POWER

**ELP  
Level 3**

NR/L3/ELP/27240/	Title	Issue	Issue Date	Price
NR/DIST C22r	Reserved - ???			
NR/DIST C22s	Routine Maintenance of Weatherproof Metal Enclosed SF6 Ring Main Unit Ringmaster 2, Yorkshire Switchgear Ltd.	2	Mar 2017	A
NR/DIST C22t	Routine Maintenance of 33 kV Switchgear – Reyrolle Type L800T	2	Mar 2017	A
NR/DIST C22u	Routine Inspection, Examination and Overhaul of GEC Type VMX Switchgear	2	Mar 2017	A
NR/DIST C22v	Routine Maintenance of ABB ZX0 11 kV Gas Insulated Switchgear	1	Mar 2017	A
NR/DIST C22w	Maintenance of Schneider VISAX 12 kV and 24 kV Switchgear	1	Mar 2019	B
NR/DIST C22x	Routine Maintenance of ABB ZX1.1 and ZX1.2 Gas Insulated Switchgear	1	Mar 2017	A
NR/DIST C22y	Routine Maintenance of Areva WSA 33 kV Gas Insulated Switchgear	1	Mar 2017	A
NR/DIST C22z	Maintenance of Eclipse 12 kV Metalclad Vacuum Switchgear	1	Mar 2019	B
<b>Testing of Protection Relay Equipment (DC Electrification)</b>				
NR/DIST C23a	Routine Testing of Reyrolle Solkor 'A' Feeder Protection Relay	2	Mar 2017	B
NR/DIST C23b	Routine Testing of Reyrolle Solkor 'B' Feeder Protection Relay	2	Mar 2017	B
NR/DIST C23c	Routine testing of GEC MIDOS Type MVAJ13 Tripping and Control Relay	2	Mar 2017	A
NR/DIST C23d	Routine Testing of GEC MIDOS Type MBC1 Translay 'S' Differential Feeder Protection Relays with GEC MIDOS Type MRTP01 Pilot Supervision Relays and Type MRTP02 Injection Filters.	2	Mar 2017	C
NR/DIST C23e	Instruction for Routine Inspection and Secondary Injection Testing of F.G.L. – Instantaneous Attracted Armature Relay	2	Mar 2017	A
NR/DIST C23f	Routine Testing of GEC MIDOS Type MCGG41 Protection Relay	2	Mar 2017	B
NR/DIST C23g	Routine Testing of GEC MIDOS Type MCGG11 Protection Relay	2	Mar 2017	B
<b>Routine Maintenance of Rectifier Equipment</b>				
NR/DIST C24a	Traction Power Supply Silicon Rectifiers.	2	Mar 2017	A
NR/DIST C24b	Traction Rectifier Diode Test Procedure	2	Mar 2017	A
<b>Routine Maintenance and Testing of DC Switchgear</b>				
NR/DIST C25a	Routine Maintenance of DC High Speed Circuit Breaker – GEC Type 831 Forms A & E	2	Mar 2017	B
NR/DIST C25b	Routine Maintenance of DC High Speed Circuit Breaker BTH/AEI Type RJR 721 Form A1, A2, A3 and E.	2	Mar 2017	B
NR/DIST C25c	Routine Maintenance DC, High Speed Circuit Breaker Bertram Thomas, Type HSE.	2	Mar 2017	A
NR/DIST C25d	Routine Maintenance of DC HSCB Whipp & Bourne Type MM74	2	Mar 2017	B
NR/DIST C25e	Instruction for Changing the Main Pull Off Springs on a Whipp & Bourne MM 74 High Speed DC Circuit Breaker	2	Mar 2017	A
NR/DIST C25f	Routine Maintenance of D.C. High Speed Circuit Breaker – GEC Types - RJR 530 Form H, J, K, and L.; RJR 721 Form K and M. ; RJR 561 Form C	2	Mar 2017	A
NR/DIST C25g	Routine Maintenance of GEC RJR 526C D.C. Rectifier High Speed Circuit Breaker	2	Mar 2017	A
NR/DIST C25h	Routine Maintenance of DC High Speed Circuit Breaker Secheron UR36 ED 71S & UR40 ED 71S	2	Mar 2017	A
NR/DIST C25k	Procedure for Replacement and Setting of Kinetrol Dampers Fitted to RJR High Speed Circuit Breakers.	2	Mar 2017	B
NR/DIST C25m	RJR HSCB's: - Drop Out Current Adjustment when Changing a Holding Coil.	2	Mar 2017	A
NR/DIST C25n	Routine Maintenance of Whipp & Bourne Wall Mounted 200 amp (Shed) Circuit Breaker (Merseyrail)	2	Mar 2017	A
NR/DIST C25p	Routine Maintenance of GEC Wall Mounted (Shed) Circuit Breaker	2	Mar 2017	A
NR/DIST C25r	Routine Maintenance of DC High Speed Circuit Breakers Bertram Thomas Type HSE Installed at West End Lane and Bushley Substations	2	Mar 2017	A
NR/DIST C25s	Routine Maintenance of 750V DC Tecnel Contactors Panels and Associated Equipment Installed in Traction and Rolling Stock Depots	2	Mar 2017	A
NR/DIST C25t	Routine Maintenance of 750V DC Disconnect Switches	2	Mar 2017	A
NR/DIST C25u	Routine Maintenance of Controlled Track Isolators.	2	Mar 2017	A
NR/DIST C25v	Routine Maintenance of GE Rapid High Speed DC Circuit Breaker Assembly (as Fitted in Siemens DSG and Balfour Beatty DC Switchgear)	1	Mar 2017	A
NR/DIST C25x	Routine Maintenance of Hawker Siddeley Lightning NDC Switchgear	1	Mar 2017	A
NR/DIST C25y	Routine Maintenance of d.c. Negative Short Circuiting Device 4kA Hawker Siddeley Switchgear NDC Type Bonding Switch	1	Mar 2017	A
NR/DIST C25z	Routine Maintenance of d.c. Negative Short Circuiting Device 2.5kA LC Switchgear Type 8800488	1	Mar 2017	A
NR/DIST C26a	Instruction for Measurement and Adjustment of Drop- out Current for Whipp and Bourne Type MM74 HSCB Falling Voltage Unit	2	Mar 2017	A

## 4.7 ELECTRICAL POWER

**ELP**  
**Level 3**

NR/L3/ELP/27240/	Title	Issue	Issue Date	Price
NR/DIST C26a(a)	Temporary Instruction for Testing Whipp & Bourne MM74 Circuit Breakers	2	Mar 2017	A
NR/DIST C26b	Measurement and Adjustment of "drop out" Current for Bertram Thomas, Type HSE, High Speed Circuit Breakers	2	Mar 2017	A
NR/DIST C26c	Measurement and Adjustment of "drop out" Current for Bertram Thomas, Type HSL, High Speed Circuit Breakers	2	Mar 2017	A
NR/DIST C26d	Measurement and Adjustment of "drop out" Current for BTH/AEI, Type RLR 151 Form A High Speed Circuit Breaker	2	Mar 2017	B
NR/DIST C26e	Measurement and Adjustment of "drop-out" Current for GEC Type RJR High Speed Circuit Breakers	2	Mar 2017	B
NR/DIST C26f	Testing and Examination of PCU-P 6006 Protection and Control Units fitted to Scheron High Speed Circuit Breakers	2	Mar 2017	B
NR/DIST C26g	Routine Testing of DC Frame Leakage Protection	2	Mar 2017	A
NR/DIST C26h	Routine Testing of Track Circuit Protection Unit	2	Mar 2017	A
NR/DIST C26j	T.C.R. Monitor/Trip Relays and Associated Low Voltage Alarm Setting up Procedures.	2	Mar 2017	A
<b>Conductor Rail Heating Control Panels</b>				
NR/DIST C27a	Maintenance of Eltherm Conductor Rail Heating Control Cabinets	1	Mar 2017	A
NR/DIST C27b	Maintenance of LCS Conductor Rail Heating Switch Panels	1	Mar 2017	B
Routine Inspection and Testing of Earth Electrodes / Mats / VLDs / Spark Gaps				
NR/DIST C28a	Routine Inspection and Testing of Earth Electrodes / Earth Mats at Substations and Other Supply Points.	2	Mar 2017	B
NR/DIST C28b	Maintenance of Non Linear Resistor Modules & Spark Gap (Soule) Devices	1	Mar 2017	A
<b>Inspection and Testing of HV Tools and Equipment</b>				
NR/DIST C29a	Inspection and testing of Glass-Fibre Earthing Pole used on 33kv Outdoor Raft Systems	2	Mar 2017	A
NR/DIST C29b	Testing instruction for Edgcombe Instruments 15kV High Voltage Indicator Type F0356A and Proving Unit Type F0300A	2	Mar 2017	A
NR/DIST C29c	Examination of Edgcombe Instruments Live Line Tester F0257B, Phasing Rods F0259B, and Proving Unit FOP01B/2 for use on 33kV AC Systems	2	Mar 2017	B
NR/DIST C29d	Maintenance and care of Edgcombe Instruments 33kV Live Line Tester Type FO257B and Proving Unit Type FOP01B/2	2	Mar 2017	A
NR/DIST C29e	Routine Maintenance of Portable Earthing Equipment – P&B Type for Outdoor High Voltage Equipment	2	Mar 2017	A
<b>Miscellaneous</b>				
NR/DIST C30a	Instruction for the Jointing Procedures of Aluminium, Copper or Plated Copper in any Combination Except Aluminium to Copper.	2	Mar 2017	A
NR/DIST C30b	Instruction for the Installation or Modification of Interconnection Wiring for Distribution Equipment	2	Mar 2017	A
NR/DIST C30c	Recovery of Traction Distribution Equipment Following Catastrophic Failure	1	Mar 2017	A
NR/DIST C31	Reserved			
<b>Traction Distribution Equipment (on Trial)</b>				
NR/DIST C32a	Routine Maintenance of d.c. Circuit Main Short Device LCS Switchgear CTDSCS [TFS] Type Control Track Disconnect Short-Circuit Switch	2	Mar 2017	A
<b>25 kV Distribution Equipment</b>				
NR/DIST C33a	Maintenance of Western Route 25kV Distribution Equipment	2	Mar 2019	A
NR/DIST C33b	Maintenance of Autotransformers	2	Mar 2019	A
NR/DIST C33c	Maintenance of 25kV autotransformer SMOS substation Auxiliary Equipment Enclosure (AEE) Buildings and Substation Compounds	2	Mar 2019	B
NR/DIST C33d	Maintenance of AquaSentry Bund Pump	2	Mar 2019	A
NR/DIST C33e	Maintenance of LV Isolating Transformers	2	Mar 2019	A
NR/DIST C33f	Isolation and Earthing of Western Route (not Crossrail) SMOS Light Equipment not Adjacent to Overhead Line Equipment, using NR/SP/ELP/21067	2	Mar 2019	A
NR/DIST C33h	Maintenance of 25kV Track-side Driescher Motor Operated Switch (MOS) and Circuit Main Earth (CME)	2	Mar 2020	C
NR/DIST C33j	Maintenance of ABB SMOS Light 25kV Switchgear Pallets and Busbars	1	Mar 2020	D
NR/DIST C33k	Maintenance of TSS Control Cabinet	1	Mar 2019	A

## 4.7 ELECTRICAL POWER

**ELP**  
**Level 3**

<b>NR/L3/ELP/27241</b>	<b>Fixed Plant Work Instructions</b> Issue 4; Sep 11	<b>Compliance</b> 03/09/2011	<b>Replaces</b> NR/L3/ELP/27241 Iss 3; Aug 08
------------------------	--	---------------------------------	--

This specification details the particular actions to be undertaken during maintenance activities performed on Network Rail's fixed plant equipment.

Price: C Standard only; Complete, Phone (Contains NR/BS/LI/258) See below for details of modules and individual pricing

Ref	Title	Issue	Issue Date	Price
NR/FP A002	Exam Codes	4	Sep 2011	A
NR/FP C001	Points Heating - Electric	4	Sep 2011	B
NR/FP C005	Condition of Points Heating - Electric	4	Sep 2011	A
NR/FP C020	Signalling Principal Supply Point Switchgear and Control Gear	4	Sep 2011	B
NR/FP C021A	Bender IRDH265 (RS2) Readings & Test Instructions	4	Sep 2011	A
NR/FP C022A	Portable Insulation Monitoring Tester – Operating Instructions	4	Sep 2011	A
NR/FP C040	Fixed Standby Diesel Generators	4	Sep 2011	B
NR/FP C060	Uninterruptible Power Supplies (10 kVA & above)	4	Sep 2011	B
NR/FP C100	Functional Supply Points (FSPs)	4	Sep 2011	A
NR/FP C101	SIGNET Automatic Recloser	4	Sep 2011	A
NR/FP C140	Non-Traction High Voltage Apparatus & Substations/Compounds	4	Sep 2011	B
NR/FP C180	Electricity Supply Points, Distribution Cabinets Switchboards & Associated Cables Except Signalling Supplies	4	Sep 2011	B
NR/FP C181	Periodic Inspection & Testing of Fixed 'Low Voltage' Electrical Installations	4	Sep 2011	A
NR/FP C200	Banavie Moving Bridge	4	Sep 2011	A
NR/FP C202	Goole Moving Bridge	4	Sep 2011	D
NR/FP C203	Selby Moving Bridge	4	Sep 2011	D
NR/FP C204	Hull River Moving Bridge	4	Sep 2011	D
NR/FP C205	Keadby Moving Bridge	4	Sep 2011	C
NR/FP C220	External Fixed Lighting Installations	4	Sep 2011	A
NR/FP C221	Internal Fixed Lighting Installations	4	Sep 2011	A
NR/FP C270	Maintenance of Pumping Equipment	4	Sep 2011	A
NR/FP C300	Unmanned Lineside Building Services	4	Sep 2011	A
NR/FP C400	Maintenance of Electrical Installation & Transducer Connections for WheelChex Installations	4	Sep 2011	B
NR/FP C400/F001	WheelChex Electrical Testing Results	1	Sep 2011	A
NR/FP C400/F002	WheelChex Electrical Inspection Record	1	Sep 2011	A
NR/FP C500	Shore Supplies	4	Sep 2011	A

<b>NR/L3/ELP/27250</b>	<b>Conductor Rail Equipment Working Instructions</b> Issue 4; Dec 18	<b>Compliance</b> 02/03/2019	<b>Replaces</b> NR/L3/ELP/27250 Iss 3; Mar 18 NR/L3/ELP/27424 Iss 1; Mar 18
------------------------	--	---------------------------------	---

This standard holds the index for the conductor rail work instructions modules which control a range of risks to staff, equipment and trains associated with working on conductor rail equipment.

Price: Phone

<b>NR/L3/ELP/27404</b>	<b>Management of Request for Extended DC Feeding Arrangements</b> Issue 1; Dec 09	<b>Compliance</b> 05/06/10	<b>Replaces</b> New at Issue 74
------------------------	---	-------------------------------	------------------------------------

The purpose of this procedure is to define the method to be followed on receipt of a request for extended d.c. feeding.

Price: B

<b>NR/L3/ELP/27406</b>	<b>Engineering Deliverable Requirements for Electrical Power Asset Design</b> Issue 2; Dec 11	<b>Compliance</b> 03/03/12	<b>Replaces</b> NR/L3/ELP/27406 Iss 1; Jun 11
------------------------	---	-------------------------------	--

The purpose of this specification is to provide the requirements for the engineering deliverables required to support the stages of assurance defined in NR/L2/ELP/27311

Price: C Standard only; Complete, E See below for details of modules and individual pricing

NR/L3/ELP/27406/	Title	Issue	Date	Price
MOD A	Generic Requirements	2	Dec 2011	A
MOD B	Contact Systems – OLE	2	Dec 2011	A
MOD C	Contact Systems – Conductor Rail	1	Dec 2011	A
MOD D	SCADA	1	Dec 2011	A
MOD E	Signalling Power Supplies	1	Dec 2011	B
MOD F	Points Heating	1	Dec 2011	B
MOD G	Lighting	1	Dec 2011	A
MOD H	AC Networks (25kV AC)	1	Dec 2011	A
MOD I	Protection (25kV AC)	1	Dec 2011	A
MOD J	DC Networks (DC and 3 Phase)	1	Dec 2011	A

## 4.7 ELECTRICAL POWER

**ELP**  
**Work Inst**

NR/L3/ELP/27406/	Title	Issue	Date	Price
MOD K	Protection (DC and 3 Phase)	1	Dec 2011	A
MOD L	AC/DC Traction Power Supply Interfaces	1	Dec 2011	A

<b>NR/L3/ELP/29987</b>	<b>Working on or About 25kV AC Electrified Lines</b> Issue 5; Dec 18	<b>Compliance</b> 01/06/19	<b>Replaces</b> NR/SP/ELP/29987 Iss 4; Sep 15
------------------------	---	-------------------------------	--

This modular standard will produce a consistent approach to working on or about 25 kV electrified lines in relation to the dangers arising from proximity to live equipment. This overarching standard for the modules will provide an introduction to the suite of modules and produce consistent use of terminology in the application of the standard.

Price: E Standard only; Complete, Phone

See below for details of modules and individual pricing

NR/L3/ELP/29987/	Title	Issue	Issue Date	Price
1	General Requirements	5	01/12/2018	C
2	Assessment of Electrical Risks	5	01/12/2018	B
3	Management of Electrical Risks	5	01/12/2018	C
4	Maintaining the Integrity and Safe Operation of 25 kV A.C. Electrified Lines	5	01/12/2018	C
5	Particular Actions to be Taken by the Infrastructure Maintainer	5	01/12/2018	B
6	Planning of Isolations	5	01/12/2018	C
7	Isolation and Earthing of Overhead Line Equipment	5	01/12/2018	E
8	Local Isolation and Earthing of Overhead Line Equipment	5	01/12/2018	B
9	Isolation and Earthing when Constructing or Dismantling Overhead Line Equipment	5	01/12/2018	A
10	Use of Voltage Testing Devices, Portable Earthing Equipment and Temporary Continuity Jumpers	5	01/12/2018	B
11	Working On Overhead Line Equipment	5	01/12/2018	C
12	Management of Local Isolation Instructions for Overhead Line Equipment	5	01/12/2018	C
X	Securing of points of disconnection for earthed isolations on new electrification infrastructure	2	01/12/2018	D
Y	Isolation and Earthing of Sheffield Tram Train D.C. Overhead Electrified Lines.	2	01/12/2018	C

### Work Instructions

<b>NR/WI/ELP/27052</b>	<b>Working Instructions for DC Electrified Lines on the Northern City Line</b> Issue 4; Jun 07	<b>Compliance</b> 02/06/07	<b>Replaces</b> NR/WI/ELP/27052 Iss E3; Apr 06
------------------------	--	-------------------------------	---

This document contains the working instructions for the dc electrified lines on the Northern City line.

Price: E (Contains NR/BS/LI/097)

<b>NR/WI/ELP/27096</b>	<b>Work Instruction for Production of Mean and Peak Current Profiles for 25kV AC Electrification</b> Issue 2; Dec 05	<b>Replaces</b> RT/E/S/27096 Iss 1; Dec 04
------------------------	--	---

This instruction sets out the methods followed when producing mean and peak current profiles for the 25 kV ac, 50 Hz overhead line electrification system.

Price: C

<b>NR/WI/ELP/27114</b>	<b>Work Instruction for Carrying out Testing on all Electrified Lines</b> Issue 2; Dec 05	<b>Replaces</b> RT/E/WI/27114 Iss 1; Dec 04
------------------------	---	--

This instruction sets out the requirements for carrying out testing of electrification systems and equipment.

Price: B

<b>NR/WI/ELP/27116</b>	<b>Standard for Replacement Components to be Used on Electrification Equipment</b> Issue 2; Apr 06	<b>Replaces</b> RT/E/WI/27116 Iss 1; Dec 04
------------------------	--	--

This instruction defines the requirements of replacement components to be used on electrification equipment.

Price: B

<b>NR/WI/ELP/27127</b>	<b>Work Instruction for Network Rail/Euro Tunnel Electrical Interface at Folkestone Operating and Maintenance Procedures</b> Issue 2; Dec 05	<b>Replaces</b> RT/E/WI/27127 Iss 1; Dec 04
------------------------	--	--

This instruction sets out the electrical operating and maintenance procedures for work on the overhead catenary system, permanent way and distribution equipment at the interface between Network Rail and Eurotunnel at Folkestone.

Price: C

<b>NR/WI/ELP/27171</b>	<b>Issue, Storage, Routine Inspection and Testing of Rubber Gloves</b> Issue 2; Apr 06	<b>Replaces</b> RT/E/WI/27171 Iss 1; Dec 04
------------------------	--	--

This work instruction covers the issue, storage, inspection and testing of all rubber insulating gloves used for electrical purposes.

Price: C

<b>NR/WI/ELP/27173</b>	<b>Application of a BR Standard Short Circuiting Bar in an Emergency</b> Issue 2; Apr 06	<b>Replaces</b> RT/E/WI/27173 Iss 1; Dec 04
------------------------	---	--

This work instruction gives details of the short circuiting bars provided for use in an emergency to isolate the current to the dc third rail system, also the DC fourth rail systems between Richmond and Gunnersbury or Wimbledon and East Putney, in certain defined circumstances.

Price: C

<b>NR/WI/ELP/27231</b>	<b>Work Instruction for the Operation of 11kV Supplies at Slade Green Depot, Ashford IECC and Victoria Station</b> Issue 1; Dec 05	<b>Replaces</b>
------------------------	--	-----------------

This instruction covers the working arrangements for the above named sites and should be read in conjunction with the appropriate drawings.

Price: C

<b>RT/E/WI/00112</b>	<b>Isolation and Earthing Instructions for Cauldwell Depot TSC</b> Issue E1; Sept 04	<b>Replaces</b>
----------------------	--	-----------------

These instructions apply specifically to Cauldwell Depot TSC for the isolation and earthing of Cauldwell Depot TSC complete including interconnector cable BE/CL and outgoing feeder cable CL/635.

Price: C

<b>RT/E/WI/27130</b>	<b>Local Operation Instruction – Weymouth Station Alternative Track Feeding Arrangements</b> Issue 1; Dec 04	<b>Replaces</b> TPS/O/805
----------------------	--	------------------------------

Former BRB standard, migrated to Network Rail template, December 04

Price: C

#### Guidance Notes (including Codes of Practice)

<b>NR/GN/ELP/00004</b>	<b>AC Electrified Lines Earthing and Bonding</b> Issue 2; Apr 06	<b>Replaces</b> RT/E/G/00004 Iss 1; Aug 00
------------------------	--	---

This guidance note is intended to help explain Network Rail's requirements for earthing and bonding when installing plant and equipment on 25kV ac electrified lines.

Price: B

<b>NR/GN/ELP/00011</b>	<b>Guidance Note for Uninterruptible Power Supply (UPS) Equipment</b> Issue 3; Oct 05	<b>Replaces</b> RT/E/G/00011 Iss 2; Aug 02
------------------------	---	---

These guidance notes are intended to advise Network Rail staff about the principal considerations regarding the application of Uninterruptible Power Supplies (UPS) for railway infrastructure. This document is aimed at UPS systems with a rating of 20kVA upwards for signalling installations however much of the guidance is applicable to smaller units and other installations.

Price: D

<b>NR/GN/ELP/00015</b>	<b>Guidance Note for Signalling Power Supply Design</b> Issue 4; Feb 07	<b>Replaces</b> NR/GN/ELP/00015 Iss 3; Oct 05
------------------------	---	--

This guidance note provides advice to Network Rail engineers, principal contractors and designers about the process required to design a signalling power supply for railway Infrastructure. The principles contained within this guide should be applied to any signalling supply installation.

Price: E

<b>NR/GN/ELP/24015</b>	<b>Guidance for the Technical Management of Booster Transformer Outages</b> Issue 2; Dec 05	<b>Replaces</b> RT/E/G/24015 Iss 1; Feb 02
------------------------	---	---

These guidance notes support the Network Rail Company procedure for managing the outages of booster transformers on 25kV ac 50 Hz electrified lines and assist the Zone Electrification and Plant Engineer in assessing the actions required to be taken in the event of booster transformer outage(s).

Price: C

<b>NR/GN/ELP/27006</b>	<b>Calculation of Protection Settings for DC Track Feeders</b> Issue 2; Apr 06	<b>Replaces</b> RT/E/C/27006 Iss 1; Oct 98
------------------------	--	---

This document sets out approved procedures and data for the calculation of protection settings for track feeders on dc electrified routes. It is designed to present best available practice in order to meet the requirements of Network Rail Business Process Standard RT/E/S/21051.

Price: E

<b>NR/GN/ELP/27010</b>	<b>Guidance for Compatibility Between Electric Trains and Electrification Systems</b> Issue 2; Dec 05	<b>Replaces</b> RT/E/C/27010 Iss 1; Nov 97
------------------------	---	---

This code of practice is for guidance when considering the evaluation process detailed in Railway Group Standard, GM/RT1000 – Compatibility between electric trains and electrification systems.

Price: D

<b>NR/GN/ELP/27019</b>	<b>Design and Installation of Composite Aluminium/stainless Steel Conductor Rail and Associated Equipment on DC Electrified Lines</b> Issue 2; Apr 06	<b>Replaces</b> RT/E/C/27019 Iss 1; Mar 98
------------------------	---	---

This guidance note states the best practice for the design, manufacture, installation and testing of aluminium/stainless steel composite conductor rail and associated equipment on Network Rail dc electrified lines. This document is to be read in conjunction with the electric track equipment drawings and NR/SP/ELP/21104 'Design and installation of electric track equipment for dc electrified lines'.

Price: D

<b>NR/GN/ELP/27020</b>	<b>Design and Installation of Steel Conductor Rail and Associated Equipment for DC Electrified Lines</b> Issue 2; Apr 06	<b>Replaces</b> RT/E/C/27020 Iss 1; Mar 98
------------------------	--	---

This guidance note states the best practice for the design and installation of steel conductor rail and associated electric track equipment on Network Rail dc electrified lines including those which are designated 'standard current' and 'high current'. This document is to be read in conjunction with the electric track equipment drawings and NR/SP/ELP/21104 'Design and installation of electric track equipment for dc electrified lines'.

Price: D (Contains NR/BS/LI/091)

<b>NR/GN/ELP/27022</b>	<b>Design and Installation of Negative Bonding and Associated Equipment on DC Electrified Lines</b> Issue 2; Apr 06	<b>Replaces</b> RT/E/C/27022 Iss 1 Mar 98
------------------------	---	--

This specification states the best practice for the design, manufacture, installation and testing of negative bonding and associated equipment on Network Rail dc electrified lines including those which are designated 'standard current' and those designated 'high current'. This document is to be read in conjunction with the electric track equipment drawings and NR/SP/ELP/21104 'Design and installation of electric track equipment for dc electrified lines'.

Price: C

<b>NR/GN/ELP/27036</b>	<b>Guidance for Electric Cable Installations Associated With Plant and Machinery in B.R. Underground and Other Specified Locations</b> Issue 2; Dec 05	<b>Replaces</b> RT/E/C/27036 Iss 1; Dec 04
------------------------	--	---

The objective of this document is to give guidance to plant and machinery and BES engineers who are responsible for the design and installation of cable systems in BR underground and other specified locations.

Price: C

<b>NR/GN/ELP/27040</b>	<b>Overhead Electrified Lines – Passage of High Vehicles or Loads, or Those With Large Overhangs, over Accommodation and Occupation Level Crossings</b> Issue 2; Feb 06	<b>Replaces</b> RT/E/C/27040 Iss 1; Dec 04
------------------------	---	---

RT/E/C/27040 has been re-issued as a SAF3 Business Process Document NR/GN/ELP/27040.

Price: C

<b>NR/GN/ELP/27041</b>	<b>Winching Overhead Line Conductors</b> Issue 2; Apr 06	<b>Replaces</b> RT/E/C/27041 Iss 1; Dec 04
------------------------	--	---

This guidance note describes the conditions under which the winching of overhead line conductors may be carried out, the method of operation to be used, and the equipment approved for the purpose.

Price: B

<b>NR/GN/ELP/27043</b>	<b>Protection Standards and Methods of Calculation for 25kV AC Electrified Lines</b> Issue 2; Feb 06	<b>Replaces</b> RT/E/C/27043 Iss 1; Dec 04
------------------------	--	---

RT/E/C/27043 has been re-issued as a SAF3 Business Process Document NR/GN/ELP/27043.

Price: D

<b>NR/GN/ELP/27138</b>	<b>DC Electrified Track, Electrical Protection Arrangements for Work on or Near Conductor Rails</b> Issue 2; Feb 06	<b>Replaces</b> RT/E/WI/27138 Iss 1; Dec 04
------------------------	---	--

RT/E/WI/27138 has been re-issued as a SAF3 Business Process Document NR/GN/ELP/27138. This guidance note details the electrical protection arrangements when working on or near the conductor rail.

Price: B

<b>NR/GN/ELP/27186</b>	<b>The Installation of Switching Station Slab Foundation Bases</b> Issue 2; Feb 06	<b>Replaces</b> RT/E/S/27186 Iss 1; Dec 04
------------------------	--	---

This guidance note describes the method of installation of concrete slab bases for switching stations.

Price: D

<b>NR/GN/ELP/27198</b>	<b>Identification of Bonds on all Electrified Lines Except the Southern Areas of Network Rail</b> Issue 2; Apr 06	<b>Replaces</b> RT/E/S/27198 Iss 1; Dec 04
------------------------	---	---

This document assists all staff patrolling the track who are required to report the location and identity of bond cables which they regard as being damaged or defective. Reports of damaged and defective bonding must be reported to the E.C.O. by patrolling staff.

Price: C

<b>NR/GN/ELP/27230</b>	<b>Guidance Note for New and Upgraded Lifts</b> Issue 1; Oct 05	<b>Replaces</b>
------------------------	---	-----------------

This guidance note offers additional information that will enable those wishing to specify new, or upgrade existing lifts, to identify and evaluate the most cost effective options and tenders.

Price: D

<b>NR/GN/ELP/27233</b>	<b>Characteristics of Railway Electrification Traction Power Supplies</b> Issue 1; Dec 05	<b>Replaces</b>
------------------------	---	-----------------

This document describes the electrification traction power systems forming part of the Network Rail's railway infrastructure.

Price: B

<b>NR/GN/ELP/27235</b>	<b>Guidance for the Design, Specification and Maintenance of Hydraulic Systems</b> Issue 1; Dec 05	<b>Replaces</b>
------------------------	--	-----------------

This guidance note has been prepared to control the design and maintenance of hydraulic fluid power systems.

Price: D

<b>NR/GN/ELP/27244</b>	<b>Guidance for Signalling Power Supplies</b> Issue 1; Aug 06	<b>Replaces</b>
------------------------	---	-----------------

This document supports NR/SP/ELP/27243: Specification for signalling power supplies. This document provides guidance on the requirements of its counterpart standard.

Price: D

<b>NR/GN/ELP/27247</b>	<b>Guidance for Electrical Installations on Rail Premises (Including Plugs, Sockets, Trailing Leads and Appliances)</b> Issue 1; Dec 05	<b>Replaces</b>
------------------------	---	-----------------

This document provides guidance on the requirements to be adopted for electrical installations on railway premises (including plugs, sockets, trailing leads and associated appliances). It should be used in conjunction with the current edition of the BS 7671 (I.E.E. Regulations for Electrical Installations) and any other relevant Regulations and Legislation.

Price: C

<b>NR/GN/ELP/27310</b>	<b>Management of Signalling Power Supplies</b> Issue 1; Apr 06	<b>Replaces</b>
------------------------	--	-----------------

This document provides guidance on the responsibilities associated with the management of signalling power supplies. The document ensures that members of the engineering function understand their responsibilities within the current organisation.

Price: D

<b>NR/GN/ELP/27312</b>	<b>Impedances of 25kV AC Overhead Lines for Classic System</b> Issue 1; Dec 06	<b>Replaces</b>
------------------------	--	-----------------

This guidance note contains information on the impedances of the 25 kV ac overhead lines and related items, for use by electrical design engineers who calculate line voltage drops or the settings of the feeder protection relays.

Price: D

<b>NR/GN/ELP/27313</b>	<b>Management of Building Services</b> Issue 1; Dec 06	<b>Replaces</b>
------------------------	--	-----------------

This document provides guidance on the responsibilities associated with the management of building services. The document ensures that members of the engineering function understand their responsibilities within the current organisation.

Price: C

<b>NR/GN/ELP/27315</b>	<b>Management of Power Supplies to Telecomms Equipment</b> Issue 1; Aug 07	<b>Replaces</b>
------------------------	--	-----------------

This document provides guidance on the responsibilities associated with the management of telecomms power supplies. The document ensures that members of the engineering function understand their responsibilities within the current organisation.

Price: C

<b>NR/GN/ELP/27319</b>	<b>Fixed Plant Standards Maps</b> Issue 2; Aug 07	<b>Replaces</b> NR/GN/ELP/27139 Iss 1; Jun 07
------------------------	---	--

The purpose of this guidance note is to provide information on the standards which apply to different areas within fixed plant. The guidance is provided in the form of maps for individual topic areas.

Price: C

<b>NR/GN/ELP/27407</b>	<b>Guidance on Taking Possession of Withdrawable DC Circuit Breakers</b> Issue 1; Mar 11	<b>Replaces</b> New at Issue 79
------------------------	---	------------------------------------

This Guidance Note will provide all areas where DC circuit breakers are used with access to the best practise procedure for taking and clearing possession of withdrawable DC circuit breakers under routine maintenance

Price: B

<b>NR/GN/ELP/27415</b>	<b>Calculation and Analysis of Overhead Contact System Geometry</b> Issue 1; Dec 15	<b>Replaces</b> New at Issue 98
------------------------	--	------------------------------------

This document describes the basic Overhead Contact System geometry calculations that are required to demonstrate compliance to the Company Standard NR/L2/ELP/21087 Specification of Maintenance of 25kV Overhead Line Electrification Equipment.

Price: C

<b>NR/GN/ELP/27600</b>	<b>Index of Standard Electrical Power Forms</b> Issue 2; Mar 17	<b>Replaces</b> NR/L3/ELP/27600 Iss 1; Sep 10
------------------------	---	--

This standard provides the index and version control for standard electrical power forms. These forms are used to control a range of risks across the electrification and power asset base. In particular, their use will reduce the risks associated with misunderstandings by enabling consistency of data capture and terminology.

Price: B

<b>RT/E/C/27003</b>	<b>Identification of Component Failures in 25kV Overhead Line Equipment</b> Issue 2; Feb 1998	<b>Replaces</b> RT/E/C/27003 Iss 1; Oct 96
---------------------	--	---

This code of practice offers assistance in identification of the generic cause of overhead line equipment component failure.

Price: E

<b>RT/E/C/45002</b>	<b>The Installation of Electric Point Heating</b> Issue 4; Jun 2003	<b>Replaces</b> RT/E/C/45002 Iss 3; Oct 01
---------------------	---	---

This document states the best practice for the design, layout, installation and commissioning requirements of generic types of electric point heating systems.

Price: D

<b>RT/E/G/27225</b>	<b>Guidance Manual for Stations and Depots – Equipment Maintenance</b> Issue 1; Jun 05	<b>Replaces</b> See below
---------------------	---	------------------------------

**Replaces:** RT/E/S/40002 – 04, 07, 08, 10, 11, 13, 15, 16, 18, 19, 21, 23, 26, 27, 32, 33, 36, 44

This guidance manual describes maintenance practices, including minimum maintenance attention, for station and depot plant and equipment, and is to be read in conjunction with the relevant contract documentation.

Price: Phone

### Special Inspection Notices

<b>NR/SIN/113</b>	<b>Special Inspection of Bonding at Bridges, Tunnels and Other Overline Structures</b> Issue 2; Nov 17	<b>Compliance</b> 23/05/18	<b>Replaces</b> New at Issue 107
-------------------	--	-------------------------------	-------------------------------------

This Special Inspection Notice applies to the electrical bonding at all bridges, tunnels and other overline structures to check that:

- all exposed metal is properly bonded and
- all bridges, tunnels and other overline structures constructed of masonry, concrete

Price: B

<b>NR/SIN/155</b>	<b>Warning Signs for A.C. &amp; D.C. Switching Stations</b> Issue 2; Dec 18	<b>Compliance</b> 31/08/19	<b>Replaces</b> NR/SIN/155 Iss 1; Oct 16
-------------------	--	-------------------------------	---

This Special Inspection Notice (SIN) has been issued in response to incidents that occurred on 11kV switchgear at Kenton substation on 16 July 2009 and Milton 25kVac Feeder station on 23/08/2013.

It is also in response to an incident at Oatlands substation on 21st September 2014 where a technician received an electric shock due to not removing fuses to isolate equipment before starting work on it.

Price: C

## 4.8 ENVIRONMENT

## Company Standards

<b>NR/CS/ENV/001</b>	<b>Environment Management Standard</b> Issue 1; Apr 06	<b>Replaces</b>
----------------------	--	-----------------

This standard sets out the process which Network Rail shall use to manage the environmental risks associated with its operations.

Price: B

## Specifications (including Procedures)

<b>NR/SP/ENV/001</b>	<b>Corporate Environment Manual</b> Issue 1; Apr 06	<b>Replaces</b>
----------------------	---	-----------------

This document shall define the Environmental Management System (EMS) framework used to implement Network Rail's environment policy. It sets the environment management standard for Network Rail Functions and is supported by procedures that assist with the management of the company's key environmental risks.

Price: C

<b>RT/D/P/003</b>	<b>Noise and Vibration Complaints</b> Issue 2; Apr 04	<b>Replaces</b> RT/D/P/003 Iss 1; Jul 94
-------------------	---	---

This procedure describes how complaints arising from noise and vibration, and how the handling of legal action under the Environmental Protection Act 1990, the Control of Pollution Act 1974 and common law noise nuisance actions should be dealt with.

Price: C

<b>RT/LS/P/007</b>	<b>Project Management and the Environment</b> Issue 2; Apr 04	<b>Replaces</b> RT/LS/P/007 Iss 1; Jun 97
--------------------	---	--

This procedure describes the process that shall be followed to ensure that environmental issues are properly managed as part of the project management process. It requires the environment to be addressed at the remit stage and for an appraisal to be carried out at the feasibility stage and updated at specified times. A management plan to an appropriate level shall be developed and maintained to deal with the identified issues.

Price: E

## Level 1

<b>NR/L1/ENV/100</b>	<b>Environment and Social Performance Policy</b> Issue 1; Sep 17	<b>Compliance</b> 03/03/19	<b>Replaces</b> New at Issue 105
----------------------	--	-------------------------------	-------------------------------------

This policy mandates requirements to improve Network Rail's environment and social performance through the mitigation of risks and improved delivery of environment and social management to leave a sustainable legacy for future generations..

Price: C

## Level 2

<b>NR/L2/ENV/015</b>	<b>Environment and Social Minimum Requirements for Projects – Design and Construction</b> Issue 8; Mar 19	<b>Compliance</b> 31/12/19	<b>Replaces</b> NR/L2/ENV/015 Iss 6*; Jun 18,
----------------------	---	-------------------------------	--

This standard sets out Network Rail's requirements for the management of environment and social risks and opportunities during design and/or construction activities, as defined in section 4.

Price: C

\* Issue 7 was published June 2018, then withdrawn and Issue 6 reinstated.

<b>NR/L2/ENV/050</b>	<b>Environmental Performance Indicators</b> Issue 1; Mar 09	<b>Compliance</b> 01/04/09	<b>Replaces</b> New at Issue 71
----------------------	---	-------------------------------	------------------------------------

The purpose of this standard is to describe how data is collected and collated as Environmental Performance Indicators (PIs) and brought together to feed into the Environmental Sustainability Index which is part of the Company's Key Performance Indicator (KPI) Programme. The standard also aims to outline the roles & responsibilities around environmental data collection and collation.

Price: C

<b>NR/L2/ENV/115</b>	<b>Environment and Social Management System Requirements</b> Issue 1; Mar 18	<b>Compliance</b> 03/03/19	<b>Replaces</b> New at Issue 107
----------------------	--	-------------------------------	-------------------------------------

This business process provides the framework requirements for Network Rail's business units to implement and maintain an Environment and Social Management System (ESMS), which relates to the management of risks associated with Environment and Social activities.

Price: D

## Level 3

<b>NR/L3/ENV/044</b>	<b>Track Maintenance Renewal or Alteration - Used Ballast and Excavation Waste Handling</b> Issue 4; Jun 18	<b>Compliance</b> 01/09/18	<b>Replaces</b> NR/L3/ENV/044 Iss 3; Sep 11
----------------------	---	-------------------------------	--

This work instruction sets out the process to:

- correctly identify and handle used ballast and other excavated infrastructure waste when disposing of it from rail worksites; and
- comply with the requirements of waste management legislation.

Price: D

<b>NR/L3/ENV/305</b>	<b>How to Change Utility Supplies</b> Issue 2; Mar 18	<b>Compliance</b> 02/06/18	<b>Replaces</b> NR/L3/CPR/305 Iss 1; Dec 11
----------------------	---	-------------------------------	--

The purpose of this Network Rail standard is to:

- reduce the likelihood of supply disconnections which would disrupt the operational railway;
- identify the Network Rail approved supplier for new utility supplies;
- identify the correct type of metering to minimise Network Rail's utility cost;
- reduce the lead times in developing and implementing new utility connections;
- identify available utility capacity for new utility connections and requirements for increased capacity at other locations;
- improve the accuracy of the asset information held in Network Rail Energy Database (Energylink).

Price: D  Additional Excel Content Available: Phone

## Guidance Notes (including Codes of Practice)

<b>NR/GN/ENV/004</b>	<b>Waste Management Manual</b> Issue 1; Jun 06	<b>Replaces</b>
----------------------	--	-----------------

This Manual provides a toolkit to help Network Rail comply with waste legislation and to outline best practice for waste management.

- It clearly outlines obligations under UK law.
- It gives details on managing specific waste streams.

Price: E

<b>RT/E/G/00007</b>	<b>Generic Environmental Management for Light Maintenance Depots</b> Issue 2; Apr 04	<b>Replaces</b> RT/E/G/00007 Iss 1; Apr 01
---------------------	--	---

This guidance note is intended for use by Network Rail and its tenants at Light Maintenance Depots, to provide generic general advice on environmental management. It is not intended to be exhaustive nor does it constitute part of the Depot Access conditions or any other lease condition.

Price: D

<b>RT/LS/G/00022</b>	<b>Construction Noise Mitigation Through Section 61 Consent Process</b> Issue 2; Apr 04	<b>Replaces</b> RT/LS/G/00022 Iss 1A, Jul 03
----------------------	---	---

The purpose of this guidance document is to provide an overview of how the risks from construction noise can be mitigated by obtaining consent under Section 61 of the Control of Pollution Act, 1974 (COPA) and in particular the benefits of this approach and a recommended course of action for securing a Section 61 consent.

Price: E

<b>RT/LS/G/00023</b>	<b>Best Practicable Means: Control of Noise and Vibration From Construction Operations</b> Issue 2; Apr 04	<b>Replaces</b> RT/LS/G/00023 Iss 2; Apr 03
----------------------	--	--

The purpose of this environmental guidance note is to provide a reference for Network Rail managers and contractors wishing to implement best practicable means (BPM) in controlling noise and vibration on construction sites.

Price: C

## 4.9 ERGONOMICS

## Specifications (including Procedures)

<b>NR/SP/ERG/00005</b>	<b>Signalling Centre Desks</b> Issue 1; Apr 07	<b>Compliance</b> 07/04/07	<b>Replaces</b>
------------------------	--	-------------------------------	-----------------

Signalling centre desks are an important component in ensuring that signalling staff can perform their required tasks efficiently and safely. The desk supports access to the VDU-based Signalling Control System (VSCS) and to a variety of telecommunication and information systems. The purpose of this product specification is to ensure that desks for VSCS and for related equipment support safe and efficient signalling operations for the duration of their design life.

Price: E

<b>RT/E/S/24017</b>	<b>Control Room Design Specification, Process and Guidance</b> Issue 2; Apr 04	<b>Compliance</b>	<b>Replaces</b> RT/E/S/24017 Iss 1; Apr 03
---------------------	--	-------------------	---

This standard, recognises the industries increased awareness of the implication of ergonomics on the effective, safe and reliable performance delivery. This draws on the ISO Standard, but sets specific requirements appropriate to the railway environment using recent research findings.

Price: E

## Level 2

<b>NR/L2/ERG/24020</b>	<b>Engineering Assurance Requirements for Ergonomics Within Design and Development Projects</b> Issue 3; Dec 11	<b>Compliance</b> 03/03/12	<b>Replaces</b> NR/SP/ERG/24020 (RT/E/P/24020) Iss 2; Apr 04
------------------------	---	-------------------------------	--

The purpose of this standard is to support the structured application of ergonomics in the development or modification of railway infrastructure and supporting systems.

Price: D

## Associated Document

NR/L2/ERG/24020/	Module	Issue	Issue Date	Price
F003	Project Classification Tables	1	Dec 2011	A

## 4.10 FIRE SAFETY POLICY

## Level 1

<b>NR/L1/FIR/100</b>	<b>Fire Safety Policy</b> Issue 6; Sep 10	<b>Compliance</b> 04/12/10	<b>Replaces</b> NR/CS/FIR/100 Iss 5; Oct 06
----------------------	---	-------------------------------	--

The Company Fire Safety Policy mandates requirements applicable to the control of risks arising from fire to the safety of Network Rail workforce, contractors, customers, assets and business activity

Price: B

## Level 3

<b>NR/L3/FIR/101</b>	<b>Fire Safety – Managed Stations</b> Issue 7; Sep 10	<b>Compliance</b> 04/12/10	<b>Replaces</b> NR/GN/FIR/101 Iss 6; Aug 06
----------------------	---	-------------------------------	--

This standard sets the minimum standard required to meet the requirements of Fire Safety Policy NR/L1/FIR/100.

Price: D

<b>NR/L3/FIR/102</b>	<b>Fire Safety – Operational Estate</b> Issue 7; Sep 10	<b>Compliance</b> 04/12/10	<b>Replaces</b> RT/GN/FIR/102 Iss 6; Aug 06
----------------------	---	-------------------------------	--

This standard sets the minimum standard required to meet the requirements of Fire Safety Policy NR/L1/FIR/100.

Price: D

<b>NR/L3/FIR/103</b>	<b>Fire Safety – Offices and Competency and Training Delivery Centres</b> Issue 5; Sep 10	<b>Compliance</b> 04/12/10	<b>Replaces</b> NR/GN/FIR/103 Iss 4; Aug 06
----------------------	---	-------------------------------	--

This standard sets the minimum standard required to meet the requirements of Fire Safety Policy NR/L1/FIR/100.

Price: C

<b>NR/L3/FIR/105</b>	<b>Fire Safety – Property: Business Space, Freight &amp; Miscellaneous Portfolios</b> Issue 4; Sep 10	<b>Compliance</b> 04/12/10	<b>Replaces</b> NR/GN/FIR/105 Iss 3; Aug 06
----------------------	---	-------------------------------	--

This standard provides guidance to all staff with responsibility for the management of fire safety within the Business Space, Freight & Miscellaneous portfolios ("the Portfolio"). The standard sets out guidance for implementation of the fire safety policy deliverables contained within the Fire Safety Policy NR/L1/FIR/100.

Price: D

<b>NR/L3/FIR/106</b>	<b>Fire Safety – Maintenance</b> Issue 2; Sep 10	<b>Compliance</b> 04/12/10	<b>Replaces</b> NR/GN/FIR/106 Iss 1; Aug 06
----------------------	--	-------------------------------	--

This standard sets the minimum standard required within Maintenance to meet the requirements of Fire Safety Policy NR/L1/FIR/100.

Price: C

<b>NR/L3/FIR/107</b>	<b>Fire Safety – Fire Risk Assessment</b> Issue 3; Sep 10	<b>Compliance</b> 04/12/10	<b>Replaces</b> NR/GN/FIR/107 Iss 2; Aug 06
----------------------	---	-------------------------------	--

This Standard details the procedure to be taken by the Person Responsible for Fire Safety (PRFS) when undertaking fire risk assessments within Network Rail premises.

Price: D

<b>NR/L3/FIR/108</b>	<b>Fire Safety – Fire Extinguishers</b> Issue 3; Sep 10	<b>Compliance</b> 04/12/10	<b>Replaces</b> NR/GN/FIR/108 Iss 2; Aug 06
----------------------	---	-------------------------------	--

This standard provides information on fire extinguishers to all staff with the responsibility for the management of fire safety. The document sets out requirements for implementation of the fire safety policy deliverables contained within the NR/L1/FIR/100 Fire Safety Policy.

Price: B

<b>NR/L3/FIR/109</b>	<b>Fire Safety – Fire Log Book</b> Issue 3; Sep 10	<b>Compliance</b> 04/12/10	<b>Replaces</b> NR/GN/FIR/109 Iss 2; Aug 06
----------------------	--	-------------------------------	--

The fire logbook is used to record details of fire safety training, inspections, maintenance and incidents etc. as required by fire safety legislation and regulations.

Price: D

## 4.11 INFORMATION MANAGEMENT

## Level 1

<b>NR/L1/INF/02232</b>	<b>Information Security Policy</b> Issue 2; Mar 16	<b>Compliance</b> 07/06/16	<b>Replaces</b> NR/L1/INF/02232 Iss 1; Dec 09
------------------------	--	-------------------------------	--

The purpose of this standard is to set Network Rail's policy and priorities for Information Security. Information Security supports Network Rail's objectives by protecting the information it requires to achieve these. Network Rail has legal and regulatory obligations relating to Information Security

Price: C

## Level 2

<b>NR/L2/INF/02018</b>	<b>Specification for the Management of Safety Related Infrastructure Records</b> Issue 6; Dec 10	<b>Compliance</b> 05/03/11	<b>Replaces</b> NR/L2/INF/02018 Iss 5; Aug 08
------------------------	--	-------------------------------	--

Specification for the production and alteration of safety related records.

Price: D

<b>NR/L2/INF/02202</b>	<b>Records Management of Health and Safety Files</b> Issue 6; Mar 16	<b>Compliance</b> 05/06/16	<b>Replaces</b> NR/L2/INF/02202 Iss 5; Jun 11
------------------------	--	-------------------------------	--

This standard specifies the records management requirements for the management of health and safety (H&S) files. This standard is compliant with the Construction (Design and Management) Regulations 2015 (CDM Regulations).

Price: D

<b>NR/L2/INF/02203</b>	<b>Controlled Publications - Issue and Receipt</b> Issue 2; Dec 11	<b>Compliance</b> 03/03/12	<b>Replaces</b> NR/CS/INF/02203 Iss 1; Jun 06
------------------------	--	-------------------------------	--

This document mandates the minimum requirement for the management of the process for issuing a publication and any associated updates when acknowledgement of receipt by the recipient is required.

Price: B

<b>NR/L2/INF/02220</b>	<b>Document and Records Management</b> Issue 1; Mar 09	<b>Compliance</b>	<b>Replaces</b>
------------------------	--	-------------------	-----------------

This Network Rail Standard specifies requirements to fulfil the Document Management Policy and the Records Management Policy

Price: C

<b>NR/L2/INF/02223</b>	<b>Information Classifications - Security</b> Issue 3; Jun 18	<b>Compliance</b> 07/12/19	<b>Replaces</b> NR/L2/INF/02223 Iss 2; Mar 10
------------------------	---	-------------------------------	--

This standard specifies how Network Rail is aligned to the 'Government Security Classifications' policy. The classification of Network Rail data and information, and its associated special handling instructions and security controls, help to mitigate the risk of failing to protect the organisation from incidents which might lead to the loss of confidentiality, integrity or availability of data and information.

Price: C

<b>NR/L2/INF/02230</b>	<b>Corporate Archive Policy</b> Issue 2; Jun 15	<b>Compliance</b> 31/12/15	<b>Replaces</b> NR/L2/INF/02230 Iss 1; Sep 10
------------------------	---	-------------------------------	--

To provide a policy which establishes the remit under which the Network Rail Corporate Archive will operate, by establishing how records that are to be kept permanently for legal and regulatory reasons will be acquired, catalogued and managed.

Price: C

<b>NR/L2/INF/02237</b>	<b>Electronic Signatures</b> Issue 1; Mar 12	<b>Compliance</b> 01/09/12	<b>Replaces</b> New at Issue 83
------------------------	--	-------------------------------	------------------------------------

The intent of this standard is to allow the use of electronic signature solutions within Network Rail that are practical, secure and that balance risk and cost and provides a framework for regulating the use of electronic signatures.

Price: C

<b>NR/L2/INF/02242</b>	<b>Information Security Manual</b> Issue 4; Dec 16	<b>Compliance</b> 03/06/17	<b>Replaces</b> NR/L2/INF/02242 Iss 3; Sep 16
------------------------	--	-------------------------------	--

The purpose of this manual is to:

- support the consistent identification, understanding and assessment of information security risks;
- provide up to date information against government guidelines, legislation, information security industry best practise and relevant ISO standards; and
- provide guidance to those impacted to help them make the changes necessary to people, process and technology.

Through consistent identification, understanding and assessment of information security risks, Network Rail is able to apply appropriate controls in order to manage information security risk at the appropriate level for the company.

*Price: C Standard only; Complete, E See below for details of modules and individual pricing*

Module	Title	Issue	Issue Date	Price
01	Acceptable use of Information and Information Systems	3	Sep 16	D
02	Information Access Management	2	Sep 16	B
03	Password Requirements for System Development and System Architecture	1	Sep 16	B
04	Security Management and Backup of Information Systems	1	Dec 16	B
05	Cloud Computing Security Principles	1	Dec 16	B

### Level 3

<b>NR/L3/INF/02204</b>	<b>Controlled Publications - Process and Accountabilities</b> Issue 3; Dec 11	<b>Compliance</b> 03/03/12	<b>Replaces</b> NR/L2/INF/02204 Iss 2; Jun 08
------------------------	--	-------------------------------	--

This standard provides a process to demonstrate that recipients have been issued with, received and acknowledged Controlled Publications.

*Price: C*

<b>NR/L3/INF/02221</b>	<b>Document Creation and Approval</b> Issue 1; Mar 09	<b>Compliance</b> 01/10/09	<b>Replaces</b> New at Issue 71
------------------------	---	-------------------------------	------------------------------------

This Network Rail Standard is part of a suite of standards published to support the Document Policy and the Records Management Policy

*Price: C*

<b>NR/L3/INF/02222</b>	<b>Metadata for Documents and Records</b> Issue 1; Mar 09	<b>Compliance</b> 01/10/09	<b>Replaces</b> New at Issue 71
------------------------	---	-------------------------------	------------------------------------

This Network Rail standard specifies the corporate Network Rail core metadata for documents and records.

*Price: B*

<b>NR/L3/INF/02224</b>	<b>Sharing Framework for Information</b> Issue 2; Mar 19	<b>Compliance</b> 07/12/19	<b>Replaces</b> NR/L3/INF/02224 Iss 1; Mar 09
------------------------	--	-------------------------------	--

This document specifies the process by which Network Rail shares information with external parties to mitigate the risk of the uncontrolled release of data and information from Network Rail.

*Price: C*

<b>NR/L3/INF/02225</b>	<b>Records Management</b> Issue 1; Mar 09	<b>Compliance</b> 01/10/09	<b>Replaces</b> New at Issue 71
------------------------	---	-------------------------------	------------------------------------

This Network Rail standard specifies the minimum required process for managing Network Rail corporate records.

*Price: C*

<b>NR/L3/INF/02226</b>	<b>Corporate Records Retention Schedule</b> Issue 3; Dec 17	<b>Compliance</b> 03/03/18	<b>Replaces</b> See below
------------------------	---	-------------------------------	------------------------------

**Replaces:** NR/L3/INF/0226 Iss 2 Sep 10, NR/L3/INF/0226/Schedules Iss 3; Jun 17

Implementation of a Corporate Records Retention Schedule will allow Network Rail to:

- retain records for no longer than necessary
- implement a consistent approach across Network Rail
- promote the prompt and auditable disposal of records when they are no longer required
- to be compliant with legislation and regulation relevant to the business of Network Rail including in relation to personal data the Data Protection Act and its principles – see Network Rail's Data Protection Policy
- protect Network Rail's rights and interests and those of its employees, customers, suppliers and the general public affected by its operations.

*Price: C*

<b>NR/L3/INF/02231</b>	<b>Disposal of Records</b> Issue 1; Sep 10	<b>Compliance</b> 03/03/11	<b>Replaces</b> New at Issue 77
------------------------	--	-------------------------------	------------------------------------

To provide a standard approach to the disposal of records no longer required by Network Rail in line with the Corporate Records Retention Schedule.

Price: E

<b>NR/L3/INF/02236</b>	<b>Scanning of Documentation</b> Issue 2; Mar 12	<b>Compliance</b> 02/06/12	<b>Replaces</b> NR/L3/INF/02236 Iss 1; Mar 10
------------------------	--	-------------------------------	--

Large quantities of Network Rail's records collection remain, as they were created, in hard copy. This is particularly the case with Engineering documentation such as drawings. These drawings are progressively being scanned to enable the image to be loaded and viewed on electronic systems such as CCMS and eB.

This standard provides a process to enable any future scanning activity to be carried out consistently and according to corporately-agreed principles.

Price: D

<b>NR/L3/INF/02245</b>	<b>Working with Information Classifications - Security</b> Issue 1; Jun 18	<b>Compliance</b> 07/12/2019	<b>Replaces</b> New at issue 108
------------------------	---	---------------------------------	-------------------------------------

This standard sets out how users apply information security classifications to all of Network Rail data and information, and covers the marking and protection of artefacts, including those held in IT systems, and the security controls that are to be followed and provides a process to comply with NR/L2/INF/02223.

Price: D

#### Guidance Notes

<b>NR/GN/INF/00850</b>	<b>Controlled Publications - Document Control Handbook</b> Issue 4; Mar 11	<b>Replaces</b> NR/GN/INF/00850 Iss 3; Dec 09
------------------------	--	--

The purpose of this document is to update the Document Control Handbook to include latest information and publish the handbook as a Network Rail "Guidance Note"

Price: E

## 4.12 INFRASTRUCTURE MAINTENANCE

## Level 2

<b>NR/L2/MTC/006</b>	<b>Maintenance and Contents of the National Hazard Directory</b> Issue 6; Dec 08	<b>Compliance</b> 01/03/09	<b>Replaces</b> NR/L2/MTC/006 Iss 5; Jun 08
----------------------	---	-------------------------------	--

This specification provides the minimum content of the National Hazard Directory and stipulates the management arrangements, data maintenance and hazard notification process so that contractors and others can be supplied with current details of hazards at site-specific locations.

Price: D

<b>NR/L2/MTC/089</b>	<b>Arrangements for the Exchange of Asset Data and the Continuing Maintenance of Assets Undergoing Change</b> Issue 2; Dec 18	<b>Compliance</b> 01/04/19	<b>Replaces</b> See below
----------------------	--	-------------------------------	------------------------------

**Replaces:** NR/L2/ADG/003 Iss 1, NR/L2/EBM/088 Iss 4, NR/L3/EBM/089, NR/L2/MTC/MG0208 Iss 1

This document provides a process for introducing new assets or affecting existing assets on Network Rail infrastructure through the development and implementation of an asset management plan (AMP).

Price: E  Additional Excel Content Available: Phone

<b>NR/L2/MTC/02020</b>	<b>Ellipse for Network Rail Work Management</b> Issue 7; Jun 08	<b>Compliance</b> 26/08/08	<b>Replaces</b> NR/SP/INF/02020 Iss 5; Oct 05
------------------------	---	-------------------------------	--

This standard mandates the use of Ellipse and its associated processes and procedures.

Price: C

<b>NR/L2/MTC/10662</b>	<b>Process for the Implementation of New or Revised Maintenance Regimes Using Reliability Centred Maintenance (RCM)</b> Issue 11; Jun 18	<b>Compliance</b> 01/09/18	<b>Replaces</b> NR/L2/MTC/10662 Iss 10; Dec 17
------------------------	--	-------------------------------	---

This standard specifies the minimum requirements for the development and implementation of new or revised maintenance regimes developed using Reliability Centred Maintenance (RCM) analysis techniques to develop scheduled maintenance plans that will provide an acceptable level of operability, with an acceptable level of risk, in an efficient and cost effective manner.

Price: C Standard only; Complete, F See below for details of modules and individual pricing

NR/L2/MTC/10662/	Document Title	Issue	Issue Date	Price
01	Training and Mentoring for Reliability Centred Maintenance (RCM)	1	Jun 2018	B
02	Generic end to end Process	1	Jun 2018	C
03	Contact Systems end to end Process	1	Jun 2018	D
04	Signalling end to end Process	1	Jun 2018	C
05	Track end to end Process	1	Jun 2018	D

<b>NR/L2/MTC/II0218</b>	<b>Intelligent Infrastructure Remote Condition Monitoring Process</b> Issue 1; Sep 10	<b>Compliance</b> 04/12/10	<b>Replaces</b> New at Issue 77
-------------------------	---	-------------------------------	------------------------------------

Historically, a number of Remote Condition Monitoring systems and approaches have been implemented on a local basis resulting in a non-standard approach to equipment, systems and processes. In December 2009, the Intelligent Infrastructure Remote Condition Monitoring Strategy was signed off. This has been put in place because of a need for a standard approach to Remote Condition Monitoring going forward. In future, all Remote Condition Monitoring implementations will comply with the strategy, and with these associated Standards.

Price: B

<b>NR/L2/MTC/MG0012</b>	<b>Route Business (Non-Operations) Briefing Process</b> Issue 6; Sep 18	<b>Compliance</b> 01/12/18	<b>Replaces</b> NR/L2/MTC/MG0012 Iss 5; Sep 16
-------------------------	--	-------------------------------	--

This standard describes the process for the briefing of general, safety and technical information to:

- Staff in Network Rail's Route Businesses within the scope of this document; and
- Maintenance contractors employed in contracts administered in Route Businesses.

The process is designed to achieve a thorough and consistent approach to briefing to mitigate the risk of staff (including contractors) not being made aware of key safety messages and changes to standards and controls.

Price: C

<b>NR/L2/MTC/MG0042</b>	<b>The Definition and Review of Maintenance Compliance Indicators</b> Issue 5; Sep 18	<b>Compliance</b> 01/12/18	<b>Replaces</b> NR/L2/MTC/MG0042 Iss 4; Mar 10
-------------------------	---	-------------------------------	--

The purpose of this standard is to explain and mandate the process for defining and reporting the measures associated with Maintenance Compliance Indicators. This is to enable the business to report on issues that are aligned to risk in regard to the management of maintenance delivery and that the measure has been specified and agreed by the relevant Professional Head.

Price: C

## 4.12 INFRASTRUCTURE MAINTENANCE

**MTC**  
**Level 3**

<b>NR/L2/MTC/PL0175</b>	<b>Infrastructure Maintenance Planning Handbook</b> Issue 6; Mar 18	<b>Compliance</b> 02/06/18	<b>Replaces</b> NR/L3/MTC/PL0175 Iss 5; Jun 17
-------------------------	--	-------------------------------	--

This manual with its modules comprises issue 5 of the Infrastructure Maintenance Planning Handbook. The handbook establishes consistent national planning rules and guidance for Infrastructure Maintenance.

Price: C Standard only; Complete, F See below for details of modules and individual pricing

NR/L2/MTC/PL0175/	Document Title	Issue	Issue Date	Price
01	Handbook – Planning Introduction and Guidance	2	Mar 2018	D
02	Maintenance Processes for Planning	2	Mar 2018	C
03	Weekly Section Planning Meeting	2	Mar 2018	C
04	Daily and Weekly Visualisation Control Room Meetings	2	Mar 2018	B
05	Planning Line Blockages	2	Mar 2018	C
06	Guidance on Safety Critical Roles in Possessions or Worksite	2	Mar 2018	B

<b>NR/L2/MTC/SE0117</b>	<b>Planned Assurance Inspections and Site Surveillance</b> Issue 4; Sep 18	<b>Compliance</b> 01/12/18	<b>Replaces</b> NR/L3/MTC/SE0117 Iss 3; Dec 11
-------------------------	---	-------------------------------	--

This document defines the process for planning and reporting of planned assurance inspections and site surveillance which form part of the Level 1 assurance regime and are carried out to check that formal controls are being implemented correctly and unsafe acts or conditions are identified and corrected in order to deliver compliance and continual improvement for the business function.

Price: C

### Level 3

<b>NR/L3/MTC/EN0098</b>	<b>Leaks and Spills Incident Response</b> Issue 4; Sep 11	<b>Compliance</b> 03/12/11	<b>Replaces</b> NR/L3/MTC/EN0098 Iss 3; Jun 08
-------------------------	---	-------------------------------	--

The purpose of this procedure is to detail how leaks and spillages are managed, thereby reducing risk of pollution to sensitive environmental receptors. The procedure acts in accordance with Network Rail's operational agreement with the environment agency. The procedure does not deal with the handling and course of action upon encountering protected flora/fauna, which can be found in NR/L2/MTC/EN0099 "Protected sites and species management."

Price: C

<b>NR/L3/MTC/EN0099</b>	<b>Protected Sites and Species Management</b> Issue 2; Jun 08	<b>Compliance</b> 26/08/08	<b>Replaces</b> NR/PRC/MTC/EN0099 Iss 1; Jul 06
-------------------------	---	-------------------------------	---

The purpose of this procedure is to define operational requirements to ensure compliance with legislation and to prevent damage to both protected sites and species. This document complements Network Rail's biodiversity action plan that provides practical guidance on good management practices that maintain biodiversity.

Price: C

<b>NR/L3/MTC/EN0100</b>	<b>Waste Management</b> Issue 3; Jun 12	<b>Compliance</b> 01/09/12	<b>Replaces</b> NR/L3/MTC/EN0100 Iss 2; Jun 08
-------------------------	---	-------------------------------	--

Almost all Maintenance activities produce some form of waste, which needs to be identified, stored, transported and disposed of according to specific legislation.

This standard provides a means of compliance with waste legislation for England, Scotland and Wales.

Price: D

<b>NR/L3/MTC/EN0101</b>	<b>Managing Discharges to Sewers and Controlled Waters</b> Issue 3; Jun 12	<b>Compliance</b> 01/09/12	<b>Replaces</b> NR/L3/MTC/EN0101 Iss 2; Jun 08
-------------------------	---	-------------------------------	--

Works within Infrastructure Maintenance create a risk of contamination to sewer and controlled waters. Infrastructure Maintenance has a responsibility to manage discharges produced as a result of maintenance works.

This standard provides a means of compliance with:

- environmental legislation for England, Wales and Scotland;
- NR/L3/MTC/EN0225, Network Rail's Environmental Management System.

Price: C

## 4.12 INFRASTRUCTURE MAINTENANCE

**MTC**  
**Level 3**

<b>NR/L3/MTC/EN0102</b>	<b>Graffiti, Litter and Fly-tipping Management</b> Issue 2; Jun 08	<b>Compliance</b> 26/08/08	<b>Replaces</b> NR/PRC/MTC/EN0102 Iss 1; Jul 06
-------------------------	--	-------------------------------	---

The purpose of this procedure is to provide guidance on how graffiti, litter and fly-tipping issues shall be managed to ensure compliance with relevant legislation.

Price: B

<b>NR/L3/MTC/EN0103</b>	<b>Noise and Vibration Management from Maintenance Activities</b> Issue 2; Jun 08	<b>Compliance</b> 26/08/08	<b>Replaces</b> NR/PRC/MTC/EN0103 Iss 1; Jul 06
-------------------------	---	-------------------------------	---

The purpose of this procedure is to define the maintenance business units responsibilities with regard to addressing noise and vibration nuisance from maintenance activities and ensure compliance with legislation and standards.

Price: B

<b>NR/L3/MTC/EN0104</b>	<b>Chemical and Oil Management</b> Issue 2; Jun 08	<b>Compliance</b> 26/08/08	<b>Replaces</b> NR/PRC/MTC/EN0104 Iss 1; Jul 06
-------------------------	--	-------------------------------	---

The purpose of this procedure is to define requirements to ensure compliance with legislation and to prevent damage to the environment from stored chemicals and oils.

Price: B

<b>NR/L3/MTC/EN0105</b>	<b>Pest Management</b> Issue 2; Jun 08	<b>Compliance</b> 26/08/08	<b>Replaces</b> NR/PRC/MTC/EN0105 Issue 1; Jul 06
-------------------------	--	-------------------------------	---

The purpose of this procedure is to outline the management mechanisms for the types of pests commonly encountered on Network Rail land by the maintenance function.

Price: B

<b>NR/L3/MTC/EN0225</b>	<b>Environment Management System for Infrastructure Maintenance</b> Issue 1; Jun 12	<b>Compliance</b> 01/09/12	<b>Replaces</b> NR/L3/MTC/EN0123 Issue 2; Jun 08
-------------------------	---	-------------------------------	--

The purpose of this standard is to outline how to comply with Network Rail's Environment Management System as specified in NR/SP/ENV/001 Corporate Environment Manual and also meets the requirements of BS EN ISO 14001: 2004 Environmental Management Systems – Requirements with guidance for use.

Price: D

### Associated Document

NR/L3/MTC/EN0225/	Module	Issue	Issue Date	Price
DEP	Environment Management System for Infrastructure Maintenance : Depot Environment Pack	1	Jun 2012	C

<b>NR/L3/MTC/EP0036</b>	<b>Preventive Maintenance of Operational Plant, 25kV Distribution, ETE and ETM Assets</b> Issue 2; Aug 08	<b>Compliance</b> 26/08/08	<b>Replaces</b> NR/PRC/MTC/EP0036 Iss 1; Dec 05
-------------------------	---	-------------------------------	---

The purpose of this document is to define the roles and responsibilities in the planning of routine maintenance activities of operational plant, 25kV distribution, Electric Track Equipment (ETE) and Electric Track Maintenance (ETM) assets to fit in with the national planning process and timescales in accordance with NR/SP/MTC/0056 "Specification for: Work and possession planning for the railway infrastructure (meetings management pack)".

Price: C

<b>NR/L3/MTC/EP0037</b>	<b>Review and Commit Planned Work</b> Issue 2; Aug 08	<b>Compliance</b> 26/08/08	<b>Replaces</b> NR/PRC/MTC/EP0037 Iss 1; Dec 06
-------------------------	---	-------------------------------	---

This procedure describes the process of obtaining the outline work plan from Ellipse, reviewing the outline plan and confirming what tasks are to be carried out during the week under review.

Price: B

<b>NR/L3/MTC/EP0038</b>	<b>Do Maintenance Task</b> Issue 2; Aug 08	<b>Compliance</b> 26/08/08	<b>Replaces</b> NR/PRC/MTC/EP0038 Iss 1; Dec 06
-------------------------	--	-------------------------------	---

The purpose of this document is to describe what must be done by any person carrying out a maintenance task on any of Network Rail's operational electrification and plant assets.

Price: B

## 4.12 INFRASTRUCTURE MAINTENANCE

**MTC**  
**Level 3**

<b>NR/L3/MTC/EP0039</b>	<b>Urgent Corrective Maintenance of E&amp;P Assets</b> Issue 2; Aug 08	<b>Compliance</b> 26/08/08	<b>Replaces</b> NR/PRC/MTC/EP0039 Iss 1; Feb 07
-------------------------	--	-------------------------------	---

The purpose of this document is to define the process for urgent corrective maintenance of Network Rail electrification & plant assets.

Price: C

<b>NR/L3/MTC/EP0140</b>	<b>Procedure for Creating a Technical Query</b> Issue 2; Aug 08	<b>Compliance</b> 26/08/08	<b>Replaces</b> NR/PRC/MTC/EP0140 Iss 1; Jul 06
-------------------------	---	-------------------------------	---

The purpose of this document is to describe the procedure for managing the creation and response of technical queries.

Price: B

<b>NR/L3/MTC/EP0141</b>	<b>3 Phase High Voltage Outage Management</b> Issue 2; Aug 08	<b>Compliance</b> 26/08/08	<b>Replaces</b> NR/PRC/MTC/EP0141 Issue 1; Apr 07
-------------------------	---	-------------------------------	---

The purpose of this document is to define the roles and responsibilities in the planning and execution of maintenance activities on 3 phase high voltage electrical equipment to ensure supplies are maintained to the operational railway whilst traction power equipment is removed from service, and to enable Network Rail's contractual obligations to its electricity suppliers to be met.

Price: C

<b>NR/L3/MTC/EP0143</b>	<b>Inspection and Maintenance of OLE</b> Issue 2; Jun 08	<b>Compliance</b> 26/08/08	<b>Replaces</b> NR/PRC/MTC/EP0143 Iss 1; Dec 05
-------------------------	--	-------------------------------	---

The purpose of this document is to define the roles and responsibilities in the planning of routine inspection and maintenance activities of Overhead Line Equipment assets to fit in with the national planning process and timescales as described in NR/SP/MTC/0056 "Specification for: Work and possession planning for the railway infrastructure (meetings management pack)."

Price: C

<b>NR/L3/MTC/EP0152</b>	<b>Working on or Adjacent to Conductor Rail</b> Issue 5; Dec 11	<b>Compliance</b> 01/03/14	<b>Replaces</b> NR/L3/MTC/EP0152 Iss 4; Mar 10
-------------------------	---	-------------------------------	---

This standard details the process for planning safe access for Infrastructure Maintenance staff and / or contractors working on or adjacent to conductor rail(s).

Price: D (Contains NR/BS/LI/291 (Expired))

<b>NR/L3/MTC/EP0184</b>	<b>The Removal and Reporting of OLE Defects by the OCR Team</b> Issue 1; Jun 08	<b>Compliance</b> 26/08/08	<b>Replaces</b> New at Issue 68
-------------------------	---	-------------------------------	------------------------------------

This document details the procedure to be followed to make sure that in any Overhead Conditions Renewals (OCR) work areas, the OCR team have full visibility of all associated high level OLE defects in the Ellipse maintenance job bank and where any defects are removed from the line, that these defects are recorded and formally closed out.

Price: B

<b>NR/L3/MTC/EP0185</b>	<b>OCR Incident Support for LNW Route E&amp;P Engineers</b> Issue 1; Jun 08	<b>Compliance</b> 26/08/08	<b>Replaces</b> New at issue 68
-------------------------	---	-------------------------------	------------------------------------

This document details London North Western Route's strategy to deliver level 3 and 4 incident support by the OCR team to incidents involving OHL equipment

Price: C

<b>NR/L3/MTC/EP0187</b>	<b>The Collection and Recording of E&amp;P Condition Data</b> Issue 2; Jun 08	<b>Compliance</b> 26/08/08	<b>Replaces</b> NR/L3/MTC/EP0187 Iss 1; Sep 07
-------------------------	---	-------------------------------	--

This document details the procedure to be followed to ensure that electrification and plant assets undergo condition assessments at the correct frequency and in accordance with the methodology specified in work instructions NR/L3/ELP/27237, NR/L3/ELP/27240 and NR/L3/ELP/27241.

Price: B

<b>NR/L3/MTC/EP0189</b>	<b>Overhead Condition Renewals (OCR) - Allocation Design</b> Issue 1; Jun 08	<b>Compliance</b> 26/08/08	<b>Replaces</b> New at issue 68
-------------------------	--	-------------------------------	------------------------------------

The purpose of this document is to detail the extent of design activities undertaken by the OCR team and the design control procedures employed by the team in association with these activities.

Price: C

## 4.12 INFRASTRUCTURE MAINTENANCE

**MTC**  
**Level 3**

<b>NR/L3/MTC/EP0196</b>	<b>Management and Control of Projects by the OCR Team</b> Issue 1; Jun 08	<b>Compliance</b> 26/08/08	<b>Replaces</b> New at Issue 68
-------------------------	--	-------------------------------	------------------------------------

The purpose of this procedure is to detail the systems and processes utilised for the management and control of renewal projects delivered by the Overhead Condition Renewals (OCR) team.

Price: B

<b>NR/L3/MTC/EP0232</b>	<b>OCR Team Materials Process</b> Issue 1; Sep 10	<b>Compliance</b> 04/09/10	<b>Replaces</b> New at Issue 77
-------------------------	---	-------------------------------	------------------------------------

This document details the procedure to be followed to make sure that correct materials are made available for specific worksites

Price: B

<b>NR/L3/MTC/II0219</b>	<b>Intelligent Infrastructure Remote Condition Monitoring Manual</b> Issue 2; Dec 18	<b>Compliance</b> 02/03/19	<b>Replaces</b> NR/L3/MTC/II0219 Iss 1; Sep 10
-------------------------	--	-------------------------------	---

This document provides a process for installation, use and management of II RCM remote condition monitoring systems of infrastructure assets so they are used in a correct and consistent manner to:

- enable proactive maintenance of Network Rail assets to be undertaken based on historic performance data so that the performance of the asset continues to meet its specified level; and
- deliver improved fault finding on failed or failing assets through identifying in specific cases the system or component that has failed, thereby directing the fault staff to this component, resulting in reduced unavailability of the system or equipment.

Price: C Standard only; Complete, D See below for details of modules and individual pricing

NR/L3/MTC/II0219/	Module	Issue	Issue Date	Price
1	Design, Configuration, Installation, Commissioning and Calibration of Intelligent Infrastructure Remote Condition Monitoring	2	Dec 2018	C
2	Management of Alerts and Alarms from Remote Condition Monitoring	2	Dec 2018	B
3	Maintenance of Assets Fitted with Remote Condition Monitoring	2	Dec 2018	B

<b>NR/L3/MTC/MG0020</b>	<b>Management of Amey 3rd Line HABD Support Contract</b> Issue 2; Aug 08	<b>Compliance</b> 26/08/08	<b>Replaces</b> NR/PRC/MTC/MG0020 Iss 1; Feb 06
-------------------------	---	-------------------------------	---

This document is to ensure that the Amey 3rd line HABD support contract is reviewed both commercially and technically within the year.

Price: C

<b>NR/L3/MTC/MG0021</b>	<b>Corrective Maintenance (Faulting) of Operational Telecoms Assets</b> Issue 2; Aug 08	<b>Compliance</b> 26/08/08	<b>Replaces</b> NR/PRC/MTC/MG0021 Iss 1; Oct 05
-------------------------	---	-------------------------------	---

The purpose of this document is to define the process for corrective maintenance of Network Rail operational telecoms assets. It applies to all maintenance technical disciplines.

Price: C

<b>NR/L3/MTC/MG0043</b>	<b>Audit Protocol Preparation Within Maintenance Organisation</b> Issue 3; Dec 08	<b>Compliance</b> 01/03/09	<b>Replaces</b> See below
-------------------------	--	-------------------------------	------------------------------

**Replaces:** NR/L3/MTC/MG0043 Iss 2; Jun 08, NR/L3/MTC/MG0044 Iss 2; Jun 08, NR/L3/MTC/MG0045 Iss 2; Jun 08

The procedure establishes arrangements for managing the biennial audits of the Maintenance Delivery Units which are part of Network Rail's National Core Audit Programme.

Price: C

<b>NR/L3/MTC/MG0063</b>	<b>Procedure for the Requisitioning of Railway Spares</b> Issue 2; Jun 08	<b>Compliance</b> 02/08/08	<b>Replaces</b> NR/PRC/MTC/MG0063 Iss 1; Apr 06
-------------------------	--	-------------------------------	---

This procedure details the processes to be followed when requisitioning railway spares and consumables via the Exel Integrator system.

Price: C

<b>NR/L3/MTC/MG0082</b>	<b>Managing Claims Within Maintenance Organisation</b> Issue 2; Jun 08	<b>Compliance</b> 02/08/08	<b>Replaces</b> NR/PRC/MTC/MG0082 Iss 1; Jun 06
-------------------------	---	-------------------------------	---

To ensure when damage to the infrastructure is caused by a third party, the incurred cost of remedial work, plant and materials is recorded and collated so that claims can be processed by Network Rail for re-imbursement. Third party incidents are identified from the Integrated Fault Control (IFC) log.

Price: B

## 4.12 INFRASTRUCTURE MAINTENANCE

**MTC  
Level 3**

**NR/L3/MTC/MG0164 Exploiting New Technology** Issue 2; Jun 08

**Compliance**  
02/08/08

**Replaces**  
NR/PRC/MTC/MG0164  
Iss 1; Jun 07

This procedure sets out the process and controls for the introduction of new technology into the Maintenance Function within Network Rail, including sponsorship, research and development.

Price: C

**NR/L3/MTC/MG0173 Monitoring of Spoken Safety Communications**  
Issue 2; Mar 18

**Compliance**  
01/09/18

**Replaces**  
NR/L3/MTC/MG0173  
Iss 1; Dec 10

This document supports the delivery of NR/L2/OPS/037 and provides a process to mitigate risks to Network Rail caused by inadequate communication.

Price: C

**NR/L3/MTC/MG0176 Ellipse Management Handbook** Issue 5; Mar 17

**Compliance**  
04/03/17

**Replaces**  
NR/L3/MTC/MG0176  
Iss 4; Sep 10

Ellipse is Network Rail's primary asset register and Maintenance Work Management system. It is used by the Maintenance function to record details of cyclic tasks, work arising and other work.

Price: C Standard only; Complete, F See below for details of modules and individual pricing

NR/L3/MTC/MG0176/	Title (and any applicable Letters of Instruction)	Issue	Issue Date	Price
04	Purpose, Scope, Definitions and Abbreviations	4	Sep 2010	W/d*
02	Business Rules for the use of Ellipse	5	Mar 2017	B
03	Ellipse Data Requirements for WAIFs	4	Mar 2017	A
05	Key Performance Indicator Reports	3	Sep 2010	B
06	Weekly Compliance Reporting	3	Sep 2010	A
07	KPI Reports - Examples	2	Sep 2010	D
08	Work Management Reporting Tools	3	Sep 2010	C
09	Work Management Reporting Tools – Report Examples	3	Sep 2010	B
10	Assets Out of Use Recording and Reporting	1	Mar 2017	B
11	Prioritisations, Reprioritisations and Cancellations	1	Mar 2017	A

\* = Withdrawn

**NR/L3/MTC/MG0180 Maintenance Compliance Indicator Reporting** Issue 3; Sep 18

**Compliance**  
01/12/18

**Replaces**  
NR/L3/MTC/MG180 2; Jun 09

The purpose of this document is to provide a process for the reporting of the maintenance compliance indicators at all levels throughout the business. Maintenance compliance indicators are defined by each Professional Head [Discipline] to manage areas of significant risk to the business

Price: C

**NR/L3/MTC/MG0183 Maintenance Timesheet process** Issue 2; Jun 08

**Compliance**  
26/08/08

**Replaces**  
NR/L3/MTC/MG0183  
Iss 1; Mar 08

The purpose of this procedure is to improve the quality and consistency in timesheet reporting provided by frontline Maintenance staff in support of the Productivity Framework. It does this by identifying who is responsible for the various stages during the submission and processing of timesheets and when they need to do this by

Price: B

**NR/L3/MTC/MG0194 Management of Third Party Complaints** Issue 4; Dec 18

**Compliance**  
02/03/19

**Replaces**  
NR/L3/MTC/MG0194  
Iss 3; Mar 12

The purpose of this document is to provide a process for Infrastructure Maintenance (IM) to assist in delivering Network Rail's Contacts & Communities Key Performance Indicator relating to managing Service Requests arising from third party enquiries received by the National Helpline.

Price: C

**NR/L3/MTC/MG0197 Power Supply Outage Management** Issue 2; Jun 12

**Compliance**  
02/06/12

**Replaces**  
NR/L3/MTC/MG0197  
Iss 1; Sep 11

The purpose of this Network Rail standard is to specify the key activities within the power outage management process.

Price: C

## 4.12 INFRASTRUCTURE MAINTENANCE

**MTC**  
**Level 3**

<b>NR/L3/MTC/MG0208</b>	<b>Project Interface Management</b> Issue 1; Jun 09	<b>Compliance</b> 05/09/09	<b>Replaces</b> New at Issue 72
-------------------------	---	-------------------------------	------------------------------------

This document describes the procedure for managing critical and scarce resource, identifying works which import a level of possession overrun risk and how this risk is mitigated or controlled to prevent or reduce their impact.

Price: B

<b>NR/L3/MTC/MG0210</b>	<b>Management of Maintenance Work Within a Worksite to Prevent a Possession Overrun</b> Issue 2; Sep 10	<b>Compliance</b> 04/12/10	<b>Replaces</b> NR/L3/MTC/MG0210 Iss 1; Dec 09
-------------------------	---	-------------------------------	--

This document describes the procedure for identifying works which import a level of risk and how this risk is mitigated or controlled to prevent or reduce the impact of a possession overrun.

Price: D

<b>NR/L3/MTC/MG0213</b>	<b>Index of Standard Maintenance Forms</b> Issue 12; Dec 18	<b>Compliance</b> 01/12/18	<b>Replaces</b> NR/L3/MTC/MG0213 Iss 11; Sep 18
-------------------------	---	-------------------------------	---

This standard provides the index and version control to the Standard Maintenance Forms

Price: D

<b>NR/L3/MTC/MG0214</b>	<b>Critical Asset – Repeat Failure Escalation Process</b> Issue 2; Dec 18	<b>Compliance</b> 02/03/19	<b>Replaces</b> NR/L3/MTC/MG0214 Iss 1; Dec 09
-------------------------	---	-------------------------------	--

This procedure mandates the escalation process for managing the repeat failure of designated critical assets within a Route Delivery Unit.

Price: D

<b>NR/L3/MTC/MG0217</b>	<b>Infrastructure Maintenance Engineering Management Plan for Projects</b> Issue 1; Dec 10	<b>Compliance</b> 05/03/11	<b>Replaces</b> New at Issue 78
-------------------------	--	-------------------------------	------------------------------------

This document specifies how Infrastructure Maintenance comply with NR/L2/INI/02009 Engineering Management for Projects. It shall be read in conjunction with NR/L2/INI/02009

Price: C

<b>NR/L3/MTC/MG0221</b>	<b>Network Operations Non-Operations Staff Management Self Assurance Procedure</b> Issue 5; Sep 18	<b>Compliance</b> 01/12/18	<b>Replaces</b> NR/L3/MTC/MG0221 Iss 4; Jun 16
-------------------------	--	-------------------------------	--

To mandate the arrangements and set out the framework of self-assurance in the Network Operations function for non-operations staff.

Price: B

<b>NR/L3/MTC/MG0224</b>	<b>Infrastructure Maintenance Process for the Management of Fatigue and Control of Working Hours for Employees Undertaking Safety Critical Work</b> Issue 1; Jun 11	<b>Compliance</b> 03/09/11	<b>Replaces</b> NR/L3/ERG/004 Iss 1; Mar 09 NR/L3/ERG/07 Iss 1; Dec 10
-------------------------	---	-------------------------------	--

This standard defines the requirements for managing fatigue and working hours for Infrastructure Maintenance employees, and those employed under contract by Infrastructure Maintenance, who undertake safety critical work. Its purpose is to reduce the risks to health and safety that are associated with working patterns, shift work and excessive working hours.

Price: D

<b>NR/L3/MTC/MG0229</b>	<b>Infrastructure Maintenance Restructure - Cross Boundary Working for S&amp;T Response</b> Issue 2; Sep 10	<b>Compliance</b> 05/03/11	<b>Replaces</b>
-------------------------	---	-------------------------------	-----------------

The Maintenance function restructure (Phase 2bc) has included a review and optimisation of the national signalling maintenance response organisation. Signalling maintenance response teams shall now be required to respond to failures on areas where they may not be currently familiar.

This standard is principally aimed at Infrastructure Maintenance Delivery Managers, Infrastructure Maintenance Engineers, Signalling & Telecoms Maintenance Engineers (S&TME), Route Control Managers, Incident Controllers, Section Manager [Signalling], Section Supervisor [Signalling], and Signalling Maintenance Response Team Leaders.

Price: C

<b>NR/L3/MTC/MG0230</b>	<b>Infrastructure Maintenance Restructure – Competency Matrix</b> Issue 2; Dec 10	<b>Compliance</b> 05/03/11	<b>Replaces</b> NR/L3/MTC/TE0230 Iss 1 (Not formally issued)
-------------------------	--	-------------------------------	--

The procedure requires Line Managers to review the master competency matrix and create a bespoke 'section competency profile' for each of the roles within their section. This shall be based on the requirements of master competency matrix, company standards and business needs. The section competency profile shall be used to denote the required competencies against which each post holder may be assessed.

Price: C

<b>NR/L3/MTC/MG0231</b>	<b>Infrastructure Maintenance Restructure - Implementing Hosting</b> Issue 2; Sep 10	<b>Compliance</b> 05/03/11	<b>Replaces</b> NR/L3/MTC/TE0230 Iss 1 (Not formally issued)
-------------------------	---	-------------------------------	--

This 'How to' guide gives details of the process to be followed to introduce a hosting arrangement between delivery units or specialist suppliers for maintenance and life extension/renewals activities.

Price: C

<b>NR/L3/MTC/PL0067</b>	<b>Highways Interface Planning in Infrastructure Maintenance</b> Issue 3; Mar 09	<b>Compliance</b> 07/03/09	<b>Replaces</b> NR/L3/MTC/PL0067 Iss 2; Jun 08
-------------------------	---	-------------------------------	--

This procedure defines the process for complying with highways legislation for maintenance work that occupies or closes publicly maintained highways.

Price: C

<b>NR/L3/MTC/PL0095</b>	<b>Planning of Overhead Line Condition Renewals</b> Issue 2; Aug 08	<b>Compliance</b> 26/08/08	<b>Replaces</b> NR/L3/MTC/PL0095 Iss 1; Jun 08
-------------------------	--	-------------------------------	--

The purpose of this document is to standardise the process, roles and responsibilities for the planning of Overhead Line Condition Renewals (OCR) activities on Network Rail Infrastructure.

Price: C

<b>NR/L3/MTC/PL0151</b>	<b>Works Planning Using PossMan</b> Issue 3; Jun 09	<b>Compliance</b> 05/09/09	<b>Replaces</b> NR/L3/MTC/PL0151 Iss 2; Aug 08
-------------------------	--	-------------------------------	--

This standard maintenance procedure describes the national process for planning of work requiring track access on the railway using the PossMan software tool. In this document, 'track access' refers to possessions that affect the running of booked services. PossMan allows Infrastructure Maintenance to plan the work within access and secure the required resources. PossMan gives users accurate possession-related data with the minimum of manual intervention.

Price: C

<b>NR/L3/MTC/PL0159</b>	<b>Short-term Works Planning in Infrastructure Maintenance</b> Issue 3; Jun 09	<b>Compliance</b> 05/09/09	<b>Replaces</b> NR/L3/MTC/PL0159 Iss 2; Aug 08
-------------------------	---	-------------------------------	--

This standard maintenance procedure describes the national process for short-term planning of maintenance work on the railway infrastructure and details individual responsibilities from the issuing of the Confirmed Period Possession Plan to the completion and closure of the work.

Price: C

<b>NR/L3/MTC/PL0160</b>	<b>Medium-term Works Planning in Infrastructure Maintenance</b> Issue 3; Jun 09	<b>Compliance</b> 05/09/09	<b>Replaces</b> NR/L3/MTC/PL0160 Iss 2; Aug 08
-------------------------	--	-------------------------------	--

This standard maintenance procedure describes the national process for medium-term planning of maintenance work on the railway infrastructure and details individual responsibilities from the briefing of the Annual Integrated Work Plan to the Infrastructure Maintenance Delivery Unit at QT-38 to the issue of the quarterly plan on or before T-26

Price: C

<b>NR/L3/MTC/PL0211</b>	<b>Planning of Engineering Access &amp; NDS-Supplied Resource for Infrastructure Maintenance Delivery Units</b> Issue 1; Jun 09	<b>Compliance</b> 05/09/09	<b>Replaces</b> NR/L3/TRK/3220 Iss 3; Aug 08
-------------------------	--	-------------------------------	---

This standard defines how Infrastructure Maintenance Delivery Units apply, negotiate, confirm and change requests for the Planning of Engineering Access & NDS-Supplied Resource in accordance with NDS standard NR/L2/NDS/202.

Price: C

## 4.12 INFRASTRUCTURE MAINTENANCE

**MTC**  
**Level 3**

**NR/L3/MTC/PL0215 Communicating with the Public** Issue 1; Mar 10

**Compliance**  
05/06/10

**Replaces**  
New at Issue 75

This document details the process and requirements for public communication associated with infrastructure work that may cause public enquiries or complaints. Work that can cause a nuisance to the public in the immediate vicinity of the work or access points include:

- High Visual Impact e.g. fencing erection, structure erection, depot alterations, vegetation removal
- High Nuisance e.g. noise, light, heavy plant movement
- High Environmental Impact e.g. vegetation removal, permanent lighting

Price: C

**NR/L3/MTC/RCS0216 Risk Control Manual** Issue 13; Sep 18

**Compliance**  
01/12/18

**Replaces**  
NR/L3/MTC/RCS0216  
Iss 12; Jun 18

This standard provides the index and version control of Risk Control Sheets for General Activities, General Hazards, Small Plant, Mobile Plant, Live Working and Functional activities (Track/Signalling/etc) within Maintenance.

Each Risk Control Sheet provides in a consistent format (described in NR/L3/MTC/SE0116, *Work Activity Risk Management*) a summary of the key hazards and controls identified within a standard Work Activity Risk Assessment. They standardise safe working arrangements across Network Rail's Maintenance function.

*The RCS format is the preferred means to communicate risk controls to work teams*

Price: D Standard only; Complete, Phone

See below for details of modules and individual pricing

NR/L3/MTC/RCS0216/	Title (and Sections, if applicable)	Issue	Issue Date	Price
DP01	Working On High Voltage Distribution Equipment Section A – Working on or Near High Voltage Distribution Equipment – General Requirements Section B – Accessing HV Substations Section C – Working Near HV Distribution Equipment Section D – Switching HV Distribution Equipment Section E – Testing and Earthing HV Distribution Equipment Section F – Maintaining HV Distribution Equipment	3	Sep 2017	B
DP02	Working on Protection and SCADA Control Systems Section A – General Requirements Section B – Working on Protection Section C – Working on SCADA Control Systems	3	Sep 2017	A
DP10	Working on Low Voltage Electrical equipment Section A – All Tasks Section B – Isolated Working Section C – Live Working Section D – Points Heating Section E – Fire Protection Systems Section F – Uninterruptable Power Supplies	5	Mar 2018	A
DP20	Working on Mechanical Equipment Section A – All Tasks Section B – Diesel Alternating Sets/Pumps/Moving bridges Section C – Air Systems Section D – Air Conditioning Section E – Lifting Machines and winches	2	Mar 2012	A
DP21	Lowering and Raising Hinged Columns	2	Mar 2012	A
DP30	Working on Gas Systems	2	Mar 2012	A
GA01	Work On Or Near The Line Section A – All risks working on or near the line Section B – Adverse Weather Section C – Work in Green Zone Section D – Work in Red Zone Section E – Cab Riding	4	Mar 2012	A
GA02	Incident Response Section A – All Response Activities Section B – Removal of Dead/Live Animals Section C – Attending Fatalities Section D – Attending Environmental Issues	2	Mar 2012	A
GA03	LOWS - Use of the back pack aerial harness and ZPW or ZFH units. Use of Booster Aerial.	3	Jun 2014	A
GA04	Work In or Near Public Places	2	Mar 2012	A
GA05	Lone Working (IWA)	4	Sep 2017	A
GA06	Assisted Lifting Section A – Use of Lifting Tackle Section B – Use of Lift Trucks	2	Mar 2012	A
GA07	Loading/Unloading Wagons and Vehicles	3	Jun 2014	A
GA08	Ground Penetration and Excavations	3	06/13	A
GA09	Entry Into Confined Spaces	2	Mar 2012	A
GA10	Working Over or Near Water	2	Mar 2012	A
GA11	Working with and Mixing Concrete	2	Mar 2012	A
GA12	Working on or near batteries	2	Mar 2012	A
GA13	Young Persons (aged 16-18), New Recruits & New & Expectant Mothers	2	Mar 2012	A

## 4.12 INFRASTRUCTURE MAINTENANCE

**MTC**  
**Level 3**

NR/L3/MTC/RCS0216/	Title (and Sections, if applicable)	Issue	Issue Date	Price
GA14	Attendant and Manual Operation of Level Crossings (Including Road Traffic Management) <i>Section A – Attendance at Level Crossings</i> <i>Section B – Highways and Road Traffic</i>	2	Mar 2012	A
GA15	Operation of Manual/Powered Ground Frames and Manual/Powered Points	2	Mar 2012	A
GA16	Storage, transport and use of detonators	2	Mar 2012	A
GA17	Decanting Fuel and Fuelling Small Plant	3	Jul 2013	A
GA18	Working with on Track Machines	2	Mar 2012	A
GA19	Working with or near Mobile Plant	2	Mar 2012	A
GA20	Working Adjacent to DC Electrified Rails Risk Level 1-3 <i>Section A – All risk Levels</i> <i>Section B – Risk Level 1 Mandatory Isolation</i> <i>Section C – Risk Level 2 Working Live &lt;300mm</i> <i>Section D – Risk Level 3 Work &gt;300mm</i>	3	Dec 2013	A
GA21	Working Near Electrical Overhead Line Equipment	3	Jun 2017	A
GA22	Removal of Discarded Needles and Syringes	2	Mar 2012	A
GA23	Jet washing of level crossings	2	Mar 2012	A
GA24	Installation of troughing	2	Mar 2012	A
GA25	Line Sde Materials and Equipment	5	Jun 2015	A
GA26	Working on Network Rail Infrastructure between Pelaw and South Hytton (All Disciplines)	1	Mar 2012	A
GA27	Use of Jafco Concrete Lid Tilter	1	Mar 2012	A
GH01	Manual Handling	3	Mar 2012	A
GH02	Underfoot Conditions	3	Mar 2012	A
GH03	Biological & Chemical Hazards <i>Section A – Biological Hazards</i> <i>Section B- Chemical Hazards</i>	3	Jun 2014	A
GH04	Working at Height <i>Section A – All Risks Working at Height</i> <i>Section B – Work on Roofs</i> <i>Section C – Portable Ladders</i> <i>Section D – Fixed Ladders</i> <i>Section E – Portable and Trolley Mounted Scaffold</i> <i>Section F – Mobile Elevated Work Platform Boom or Scissor</i>	7	Jun 2014	B
GH05	Asbestos	2	Mar 2012	A
GH06	Working on or near HV/DC Cables/Cable Routes <i>Section A – Working within 1m of HV cables/cable routes</i> <i>Section B – Working on or near DC traction power cables/cable routes</i>	1	Sep 2017	A
GHE01	Environmental – Invasive and Injurious Plants	2	Mar 2012	A
GHE02	Waste Storage and Segregation	2	Mar 2012	A
GHE03	NOISE - Working near homes / schools / hospitals	2	Mar 2012	A
GHE04	Working in or near Protected Sites	2	Mar 2012	A
GHE05	Refuelling	2	Mar 2012	A
GHE06	Storage of Oil, Lubricants and Chemicals	2	Mar 2012	A
GHE07	Work that may Kill, damage animals and plants	2	Mar 2012	A
GHE08	Discharge to water	2	Mar 2012	A
LW01	Live Booster Transformer Oil Sampling	2	Mar 2012	A
LW02	Work on Signals Near Live OLE: CE45 & CE46	2	Mar 2012	A
LW03	Work on OLE Near to Live OLE	2	Mar 2012	A
LW04	Working Under Live OLE: Dumper Mounted RRV Cranes – Lifting Operations	3	Mar 2012	A
LW05	Working Under Live OLE: Mini Diggers changing Road crossing Panels	2	Mar 2012	A
LW06	Working Under Live OLE: 360 RRV Excavators	4	Jun 2017	A
MP01	Use and Control of On Track Plant <i>Section A – All Tasks</i> <i>Section B – Pre Use Checks</i> <i>Section C – Machine Controller Duties</i> <i>Section D – Crane Operator Duties</i>	4	Jun 2017	B
MP02	Delivery and Safe Storage of OTP and Transit from storage Point to ON/OFF Tracking Point	2	Mar 2012	A
MP03	ON/OFF Cross Tracking Self Propelled OTP, RMMM, Trailers and Attachments	2	Mar 2012	A
MP04	Load / Unloading Materials and People onto OTP	2	Mar 2012	A
MP05	Transit of OTP With/Without Machine Controller Present <i>Section A – All Risks</i> <i>Section B – Additional Requirement for Transit without machine Controller</i>	2	Mar 2012	A
MP06	Lifting and Thimbling Operations <i>Section A – All Risks</i> <i>Section B – Risks for Tandem Lifting</i> <i>Section C – Risks for Thimbling</i>	2	Mar 2012	A
MP07	Use of OTP with Attachments	2	Mar 2012	A

## 4.12 INFRASTRUCTURE MAINTENANCE

**MTC**  
**Level 3**

NR/L3/MTC/RCS0216/	Title (and Sections, if applicable)	Issue	Issue Date	Price
MP08	Use of OTP for Excavation	2	Mar 2012	A
MP09	Use of Mobile Elevated Work Platform - Boom	4	Jun 2014	A
MP10	Use of Mobile Elevated Work Platform - Scissor	3	Mar 2012	A
MP11	Use of OTP with Drainage/Jetting Units	2	Mar 2012	A
MP12	Use of Motorised Trolleys	3	Mar 2012	A
MP13	Use of OTP for Flailing Operations	2	Mar 2012	A
MP14	Use of OTP Lorry	2	Mar 2012	A
MP15	Use of OTP for Piling	2	Mar 2012	A
MP16	Driving and Operating a Flash Butt Welding Road/Rail machine	3	Mar 2012	A
MP17	Use of Rastic MK3 Rail Straightener Machine	2	Mar 2012	A
MP18	Use of Mini Tamper	2	Mar 2012	A
MP19	Use of Mini Stoneblower	2	Mar 2012	A
MP20	Use of Rozzi R53/LE Pincer Grab to Lift rails and Sleepers	2	Mar 2012	A
MP21	Use of Quick Hitch	2	Mar 2012	A
MP22	Use of Harsco Technologies Rail mover	3	Jun 2014	A
MP23	Use of Vacuum Lifting Device	2	Mar 2012	A
MP24	Machine Operator acting as a Machine Controller whe operating OTP	2	Mar 2012	A
MP25	Use of Rail Croppers for Scrap Rail recovery	2	Mar 2012	A
MP26	Use of Road Rail Drainage Machine	2	Mar 2012	A
MP50	Delivery and working Non rail Mounted Mobile Plant and Vehicles at Site of work	2	Mar 2012	A
MP51	Delivery and Working Non rail Mounted Plant to Depots	2	Mar 2012	A
MP52	Working of Non Rail Mounted Dumpers	2	Mar 2012	A
OCR01	Recovery and Running Out of Catenary and Contact Wire, Preparation and Clipping In of Catenary and Contact Wire	3	Mar 2012	A
OCR02	Inspection of Catenary and Contact wire	2	Mar 2012	A
OCR03	Supporting of Balance Weights	2	Mar 2012	A
OCR04	Autotransformer Bridge Drilling, Construction Tasks Using OTP	2	Mar 2012	A
OCR05	Construction work Within Tunnels using RRV/Wiring Train	2	Mar 2012	A
OCR06	Autotransformer Conductor Installation Tasks On OLE Using OFF TRACK PLANT	2	Mar 2012	A
OCR08	Construction Preparation work on OLE Using RRV	2	Mar 2012	A
OCR09	Construction Work On OLE Using RRV	2	Mar 2012	A
OCR10	Safe Access for Isolation of OLE	2	Mar 2012	A
OCR11	Unloading ballast from Sidetipper or Autoballaster	1	Jun 18	A
OCR12	Switch and Crossing Panel Vehicles (SPVC Tilting Wagons)	1	Jun 18	A
OCR13	Rail Milling and Grinding Truck	1	Jun 18	A
OCR14	Continuous Welded Rail (CWR) delivery by Rail Delivery Train (RDT)	1	Jun 18	A
OCR15	Working with On Track Machines, Tamper, Ballast Regulator, Stoneblower	1	Jun 18	A
OCR16	Working with On Track Machines, Rail Grinding and Support Teams	1	Jun 18	A
OCR17	Working with On Track Machines, Rail Grinders	1	Jun 18	A
OCR18	Continuous Welded Rail (CWR) delivery/recovery by Long Welded Rail Train (LWRT)	1	Jun 18	A
OLE01	Ground Level Work with OLE Live, Replacement of APC Magnet, ground Level Bonding	2	Mar 2012	A
OLE02	Working on Red Bonds/Impedance Bonds	2	Mar 2012	A
OLE03	Isolation and Earthing of OLE	3	Jun 2017	A
OLE04	Removal of obstacles from Live OLE (including icicles)	2	Mar 2012	A
OLE05	Taking Heights and Staggers with OLE Live	2	Mar 2012	A
OLE06	High Level OLE Work Section A – All Tasks Section B – Use of MEWP Section C – Using Scaffold Tower Section D – Using Ladder	3	Mar 2012	A
OLE07	Dismantling of OLE and Work Under Tension	3	Mar 2012	A
OLE08	Running Out of OLE Conductors	2	Mar 2012	A
OLE09	Vegetation Clearance	3	Mar 2012	A
OLE10	Rapid Response to Damaged OLE	4	Sep 2017	A
OLE11	Temporary Bonding	2	Mar 2012	A
OLE12	OLE Insulator Replacement	2	Mar 2012	A
OLE13	OLE Balance weight Fault Rectification	2	Mar 2012	A
OLE14	Use of Pole Mounted Equipment (Cameras/Cutter etc.)	5	Jun 2017	A
OLE15	Use of Stranded Conductor Clamp	1	Mar 2012	A
OLE16	Use of Powered Tirfor & Dynafor	2	Jun 2014	A
OLE17	Work associated with the Sunderland Direct Metro System when there are impedance and/or continuity Bonds damaged, missing or disconnected	1	Mar 2012	A

## 4.12 INFRASTRUCTURE MAINTENANCE

**MTC**  
**Level 3**

NR/L3/MTC/RCS0216/	Title (and Sections, if applicable)	Issue	Issue Date	Price
OLE18	OLE Lifting Activities	2	Oct 2014	A
OLE19	On/Off Tracking, Travelling and Working under a LOAC	1	Jun 2017	A
OT01	Inspect Vegetation	2	Mar 2012	A
OT02	Inspect, Maintain , Repair, Renew Fencing and Other Boundary Measures	2	Mar 2012	A
OT03	Inspect, maintain Cess path, walking Route, Access Point	2	Mar 2012	A
OT04	Inspect, maintain, Repair Level crossing	2	Mar 2012	A
OT05	Inspect, Maintain Drainage Including Rodding and Jetting	2	Mar 2012	A
OT06	Maintain Vegetation – Mechanised Flailing, Mowing, Mulching, Cutting	3	Mar 2012	A
OT07	Maintain Vegetation – Mechanised Weedspraying	3	Mar 2012	A
OT08	Maintain Vegetation – Motor Manual Chipping	5	Jun 2018	A
OT09	Maintain Vegetation – Motor Manual – Brush Cutting/Scrub Clearance	4	Mar 2012	A
OT10	Maintain Vegetation – Manual Weed Spraying	2	Mar 2012	A
OT11	Maintain Vegetation – Manual Tree Climbing	3	Mar 2012	A
OT12	Maintain Vegetation – Motor Manual Stump Grinding	3	Mar 2012	A
OT13	Maintain Vegetation – Motor Manual Tree Felling	3	Mar 2012	A
OT14	Maintain Vegetation – Motor Manual Cutting/Pruning	5	Mar 2012	A
OT15	Maintain Painting, Clearing Graffiti	2	Mar 2012	A
OT16	Maintain Litter Clearance, Fly Tipping Collection Clearance	2	Mar 2012	A
OT17	Maintain Vermin Control	2	Mar 2012	A
OT18	Maintain/Renew Signage	2	Mar 2012	A
OT19	Scrap removal Manual and Mechanised	2	Mar 2012	A
OT20	Access Improvement using Tarmac	1	Mar 2012	A
OT21	Maintain Vegetation – Mechanised BRACKE 16A/ Cutting shredding/chipping	1	Mar 2012	A
OT22	Use of LUF Bushfighter	1	Mar 2012	A
PR01	Bitumen Boiler Usage	2	Mar 2012	A
PR02	Carpentry and Joinery	2	Mar 2012	A
PR03	Demolition of Structure	2	Mar 2012	A
PR04	Dry Lining	2	Mar 2012	A
PR05	Falsework	2	Mar 2012	A
PR06	Glazing	2	Mar 2012	A
PR07	Lead Work	2	Mar 2012	A
PR08	LPG/Gas Welding Use and Storage	2	Mar 2012	A
PR09	Painting	2	Mar 2012	A
PR10	Plumbing	2	Mar 2012	A
PR11	High Pressure/Steam Washing	2	Mar 2012	A
PR12	Stonework/Brickwork/Blockwork	2	Mar 2012	A
PR13	Drainage/Toilets/septic Tanks	2	Mar 2012	A
PR14	Access/Egress	2	Mar 2012	A
PR15	Fixed Scaffolding/Platform	2	Mar 2012	A
SIG01	Working on Signals (Semaphore & Coloured Light), includes working on Signal Post and Gantry	3	Jul 2013	A
SIG02	Working on Point Equipment( Powered and Mechanical)	4	Jul 2013	A
SIG03	Working on Train Detection, Track Circuits and Bonds	2	Mar 2012	A
SIG04	Working on Train Protection Equipment	2	Mar 2012	A
SIG05	Working on Electrical apparatus (relay Rooms, REBs, IECCs and location cases	2	Mar 2012	A
SIG06	Working in Signal boxes	2	Mar 2012	A
SIG07	Working on Oil Lamps	2	Mar 2012	A
SIG08	Working on Ground Frames	2	Mar 2012	A
SIG09	Working on Level Crossings	2	Mar 2012	A
SIG10	Working on Signal wire Runs, Rodding, Treadles and Plungers	3	Jul 2013	A
SIG11	Working on Control and Interface Systems	2	Mar 2012	A
SIG12	Working on Hot Axle Box Detectors	2	Mar 2012	A
SIG13	Repairing and Jointing Cables	2	Mar 2012	A
SIG14	Working on CCTV Equipment	2	Mar 2012	A
SIG15	Working on Lineside Services, Cable Routes and Troughing	3	Jul 2013	A
SIG16	Working on Miscellaneous Signalling Equipment	2	Mar 2012	A
SP01	Use of Abrasive Wheels and Angle Grinders	3	Jun 2014	A
SP02	Use of Chainsaws	3	Mar 2012	A
SP03	Use of Cartridge Tools	2	Mar 2012	A
SP04	Use of Hand Held Power Tools	2	Mar 2012	A
SP05	Use of Cable Avoidance Tool (CAT)	2	Mar 2012	A

## 4.12 INFRASTRUCTURE MAINTENANCE

**MTC**  
**Level 3**

NR/L3/MTCS/RCS0216/	Title (and Sections, if applicable)	Issue	Issue Date	Price
SP06	Use of Cobra TT / Hilti TE905 Tamping Hammers	3	Mar 2012	A
SP07	Use of Iron Men	2	Mar 2012	A
SP08	Use of Manual Trolleys / Rail Skate / Scooter	2	Mar 2012	A
SP09	Use of Impact Wrench	2	Mar 2012	A
SP10	Use of Rail & Non-Rail Disc Cutters	4	Jun 2014	A
SP11	Use of Jacks	2	Mar 2012	A
SP12	Use of Portable and Welding Generators	2	Mar 2012	A
SP13	Use of Permaquip / Geismar THR542 Stressing Equipment	3	Mar 2012	A
SP14	Use of Rail Grinders	3	Sep 2018	A
SP15	Use of Rail / Sleeper Drill	2	Mar 2012	A
SP16	Use of Site Lights	3	Mar 2012	A
SP17	Use of Rail Mounted Coachscrewing Machines	2	Mar 2012	A
SP18	Use of Rail Mounted Clipping Machines	3	Mar 2012	A
SP19	Use of Hydraulic Crimping Equipment	2	Mar 2012	A
SP20	Use of Weld Trimmer	2	Mar 2012	A
SP21	Use of Brush Cutter / Strimmer / Hedge Trimmer / Mechanised Pole Saw	4	Mar 2012	A
SP22	Use of Electrode Ovens	2	Mar 2012	A
SP23	Use of Cold Bolt Expansion Equipment	2	Mar 2012	A
SP24	Use of Huck Gun	2	Mar 2012	A
SP25	Use of Hydraulic Power Packs	2	Mar 2012	A
SP27	Use of Trolley Mounted Gas Cylinder Frames	2	Mar 2012	A
SP28	Use of Weld Alignment Devices	2	Mar 2012	A
SP29	Use of Power Liner	1	Mar 2012	A
SP30	Use of Leaf Blower	1	Jun 2014	A
TEL01	Cable Routes	3	Jul 2013	A
TEL02	Copper, Fibre Optical Cables	2	Mar 2012	A
TEL03	PETS	2	Mar 2012	A
TEL04	Radio Systems	2	Mar 2012	A
TEL05	Concentrators/Power Systems	2	Mar 2012	A
TEL06	Cable Distribution Frames and Location cases	2	Mar 2012	A
TEL07	Earth and Screening Systems	2	Mar 2012	A
TEL08	Control Systems	2	Mar 2012	A
TEL09	Lineside, non linesidephones, Plug Points and Tunnel Emergency Communication Systems (Pinch Wires)	2	Mar 2012	A
TEL10	Digital Transmission systems	2	Mar 2012	A
TEL11	Equipment Rooms, REBs and FTN Sites	2	Mar 2012	A
TEL12	Station Information & Security Systems (SISS) and DOO Systems	2	Mar 2012	A
TEL13	Working in Attics and Roof Spaces	2	Mar 2012	A
TEL14	Climbing/Working up masts, Aerials or Poles	2	Mar 2012	A
TEL15	Staple gun	2	Mar 2012	A
TEL16	Water pumps	2	Mar 2012	A
TEL17	Grease Filled Joints	2	Mar 2012	A
TK00	Generic Track Risks	2	Mar 2012	A
TK01	Track Patrol – Foot and Mechanical <i>Section A – All Patrolling</i> <i>Section B – Foot Patrol</i> <i>Section C – Mechanical Patrol</i>	2	Mar 2012	A
TK02	Track Inspections – Includes Longitudinal Timber and Flood	2	Mar 2012	A
TK10	Unloading Ballast – Manually, from Train or OTP <i>Section A – All Unloading</i> <i>Section B – Unloading Ballast from Train</i> <i>Section C – Unloading Ballast from OTP</i>	2	Mar 2012	A
TK11	Working with Ballast – Regulate, Glue, Shoulder Clean, Contaminate, & Wet Beds	3	Mar 2012	A
TK12	Use of Automatic Ballast Sampler	1	Mar 2012	A
TK20	Fix/Fit/Remove Gauge Stop Ends, restraint Plates and Tie and Stretcher Bars	3	Jun 2014	A
TK30	Ultrasonic Testing	3	Jun 2014	A
TK31	Magnetic Particle/Liquid Penetrant Testing	2	Mar 2012	A
TK40	Working with Rail- Jointed, Check and CWR <i>Section A – All tasks</i> <i>Section B – Additional Requirements for CWR</i> <i>Section C – Additional Requirements for Insulated Block Joints</i> <i>Section D – Additional Requirements for Fish Plate Renewal</i>	3	Mar 2012	A
TK41	Adjust Rail Expansion Gap and Switch	2	Mar 2012	A
TK42	Stressing CWR and stress monitoring (Not CWR)	2	Mar 2012	A

## 4.12 INFRASTRUCTURE MAINTENANCE

**MTC**  
**Level 3**

NR/L3/MTC/RCS0216/	Title (and Sections, if applicable)	Issue	Issue Date	Price
TK43	Pull Through and Plug Timber	2	Mar 2012	A
TK44	Stone Blowing Hand Held	2	Mar 2012	A
TK45	Rail Mounted Lubricators and Cold Bolt hole Expansion	2	Mar 2012	A
TK46	Track Geometry marking - Paint	2	Mar 2012	A
TK48	Cold Bolt Hole Expansion	1	Mar 2012	A
TK49	Use of Panpuller – Remove Frozen Clips	3	Mar 2012	A
TK50	Working with Switches and Crossings <i>Section A – All tasks</i> <i>Section B – Work only to be Undertaken in a Green Zone</i>	4	Jun 2014	A
TK51	S&C Cast Crossing Crack Monitoring	2	Mar 2012	A
TK52	Renew Crossing, Half Set of Switches and Check Rails	2	Mar 2012	A
TK53	Change Bearers Timber and Concrete	2	Mar 2012	A
TK54	Change Sleepers Timber and Concrete <i>Section A – All Tasks Timber and Concrete</i> <i>Section B – Wooden Sleepers Plain Line</i>	3	Mar 2012	A
TK55	Switch Diamond – White Paint	3	Jun 2014	A
TK60	Welding	3	Mar 2012	A
TK61	Alumino Thermic Welding	2	Mar 2012	A
TK62	Electric Arc Welding	2	Mar 2012	A
TK63	Erection, Dismantling and Use of Welding Tents/Umbrella and Support clamp	2	Mar 2012	A
TK64	Oxygen Fuel Gas Cutting and Heating	2	Mar 2012	A

<b>NR/L3/MTC/SE0089</b>	<b>New Starters Mentoring (Passport Scheme)</b> Issue 2; Jun 08	<b>Compliance</b> 26/08/08	<b>Replaces</b> NR/PRC/MTC/SE0089 Iss 1; May 06
-------------------------	---	-------------------------------	---

The purpose of this procedure is to ensure that the Maintenance function:

- fully understands the implications of new employees' perception of risk.
- understands and manages the needs of new employees.
- correctly incorporates new employees into the workforce, allowing them the time and variety of work to increase their experience levels.
- identifies inability within a new or transferred member of staff to comply with the requirements of company and Railway Group requirements in an environment which exposes them to the minimum of risk.

Price: C

<b>NR/L3/MTC/SE0090</b>	<b>Health &amp; Safety Notice Boards</b> Issue 3; Jun 10	<b>Compliance</b> 04/09/10	<b>Replaces</b> NR/L3/MTC/SE0090 Iss 2; Jun 08
-------------------------	--	-------------------------------	---

This document details the minimum requirements for Health & Safety Notice Boards and offers a standardised approach to the content of Health and Safety Notice Boards. The document aims to provide a consistency of approach to the presentation of Health and Safety information to Network Rail Maintenance staff

Price: C

<b>NR/L3/MTC/SE0091</b>	<b>Worksafe Review Procedure</b> Issue 2; Jun 08	<b>Compliance</b> 26/08/08	<b>Replaces</b> NR/PRC/MTC/SE0091 Iss 1; Jun 06
-------------------------	--	-------------------------------	---

This document is to provide maintenance staff, either directly employed by Network Rail or via a third party, with a mechanism to deal with the review of situations where staff had felt that they or others may have been in serious or imminent danger and have used the Network Rail worksafe procedure NR/SP/OHS/00112.

Price: B

<b>NR/L3/MTC/SE0115</b>	<b>Confined Spaces – Working and Entry Procedure</b> Issue 2; Jun 08	<b>Compliance</b> 26/08/08	<b>Replaces</b> NR/PRC/MTC/SE0115 Iss 1; Feb 06
-------------------------	---	-------------------------------	---

This procedure defines the actions and controls to be applied before entering any Confined Space, to ensure the work can be carried out safely and without risk of injury or death.

Price: C

<b>NR/L3/MTC/SE0116</b>	<b>Work Activity Risk Management</b> Issue 2; Jun 08	<b>Compliance</b> 26/08/08	<b>Replaces</b> NR/L3/MTC/SE0116 Issue 1; Dec 07
-------------------------	--	-------------------------------	--

This procedure describes the process by which the Maintenance function will:

- assess new risks for routine and non-routine work activities carried out in Maintenance
- document and make available the findings from those risk assessments to Maintenance employees
- ensure the principles described in NR/SP/OHS/00102 are applied when carrying out Risk Assessments for new tasks in Maintenance

Price: C

## 4.12 INFRASTRUCTURE MAINTENANCE

**MTC**  
**Level 3**

<b>NR/L3/MTC/SE0120</b>	<b>Supply and Maintenance of Personal Protective Equipment</b> Issue 2; Jun 08	<b>Compliance</b> 26/08/08	<b>Replaces</b> NR/PRC/MTC/SE0120 Iss 1; Dec 06
-------------------------	---	-------------------------------	---

The purpose of this document is to describe how Network Rail complies with the Personal Protective Equipment (PPE) at Work Regulations, 1992. The procedure enables managers to ensure that suitable PPE is provided where staff may be exposed to a risk to their health or safety while at work.

Price: B

<b>NR/L3/MTC/SE0195</b>	<b>Hand Arm Vibration Management</b> Issue 3; Mar 10	<b>Compliance</b> 01/12/08	<b>Replaces</b> NR/L3/MTC/SE0195 Iss 2; Dec 08
-------------------------	--	-------------------------------	--

This standards details the process by which Infrastructure Maintenance:

- Assess the risks to Infrastructure Maintenance function employees performing tasks with hand held tools and machines which have the potential to cause Hand Arm Vibration Syndrome (HAVS) or carpal tunnel syndrome;
- Identify Infrastructure Maintenance employees affected into the prescribed level of necessary health surveillance;
- Comply with the requirements described in NR/L2/OHS/00113 are applied when carrying out health surveillance with Infrastructure Maintenance.

Price: C

<b>NR/L3/MTC/SE0206</b>	<b>Introduction and Management of Lookout Operated Warning System (LOWS) Equipment</b> Issue 1; Mar 09	<b>Compliance</b> 06/06/09	<b>Replaces</b> New at Issue 71
-------------------------	--	-------------------------------	------------------------------------

The purpose of this procedure is to detail the arrangements to manage the safe, consistent introduction and management of Lookout Operated Warning Systems (LOWS) equipment into operational use on Network Rail infrastructure by Maintenance Delivery Units and other Network Rail delivery functions.

Price: D

<b>NR/L3/MTC/SE0207</b>	<b>Use of Lookout Operated Warning System (LOWS) Equipment</b> Issue 1; Mar 09	<b>Compliance</b> 06/06/09	<b>Replaces</b> New at Issue 71
-------------------------	--	-------------------------------	------------------------------------

The purpose of this work instruction is to detail the consistent set up and operation of Lookout Operated Warning System (LOWS) equipment in use on the infrastructure

Price: C (Contains NR/BS/LI/242 (Expired))

<b>NR/L3/MTC/SE0212</b>	<b>Management of Contractors</b> Issue 2; Mar 12	<b>Compliance</b> 02/06/12	<b>Replaces</b> NR/L3/MTC/SE0212 Iss 1; Sep 09
-------------------------	--	-------------------------------	--

The purpose of this standard is to describe the controls to be applied in the safety management of Contractors undertaking work for the Network Operations (Maintenance) function in order to manage the imported safety risk.

Price: D

<b>NR/L3/MTC/SE0220</b>	<b>Working Safely at Height Manual</b> Issue 1; Dec 10	<b>Compliance</b> 04/03/12	<b>Replaces</b> New at Issue 78
-------------------------	--	-------------------------------	------------------------------------

This standard defines the processes to be followed within Network Rail Infrastructure Maintenance to enable employees who carry out work at heights to do so safely, and within the requirements of the Network Rail Policy NR/L2/OHS/022.

Price: E

<b>NR/L3/MTC/SG0019</b>	<b>Failure Escalation of Servo Type Hot Axle Bearing Detector (HABD) Equipment</b> Issue 2; Aug 08	<b>Compliance</b> 26/08/08	<b>Replaces</b> NR/PRC/MTC/SG0019 Iss 1; Feb 06
-------------------------	--	-------------------------------	---

This document covers the failure escalation process for failures of HABD equipment on Network Rail infrastructure.

Price: C

<b>NR/L3/MTC/TE0066</b>	<b>Inspection and Surveillance of Telecoms Activities</b> Issue 2; Aug 08	<b>Compliance</b> 26/08/08	<b>Replaces</b> NR/PRC/MTC/TE0066 Iss 1; Oct 06
-------------------------	--	-------------------------------	---

The purpose of this document is to define the process, roles and responsibilities for the inspection and surveillance of operational telecoms activities as laid out in company standard NR/SP/TEL/30033.

Price: B

## Guidance Notes

**NR/GN/MTC/00011 Stock Rail Bolt Torque Application** Issue 1; Aug 05**Replaces**

This guidance note concentrates primarily on stock rail bolts specifically. The principles for effective torque application can also however be adopted for some other switch and crossing bolts.

Price: B

**NR/GN/MTC/MG0226 Infrastructure Maintenance Restructure - Guidance on the Track and Off Track Organisation** Issue 2; Sep 10**Replaces**

This guidance note is principally aimed at Track Maintenance Engineers, Section Managers and the Section Supervisors who assist them. However, it should also be a useful reference document for Planners, Administrators, and other front line employees and contractors.

The purpose of this document is to:

1. Explain how the new organisation (Maintenance Restructure Phase 2bc) is designed to operate.
2. Communicate how productivity is measured and detail ways in which it can be maximised

Price: D

**NR/GN/MTC/MG0227 Infrastructure Maintenance Restructure - Guidance on the Electrification & Plant Organisation** Issue 2; Sep 10**Replaces**

This guidance note is principally aimed at Electrification and Plant Engineers, Section Managers and the Section Supervisors who assist them. However, it should also be a useful reference document for Planners, Administrators, and other front line employees and contractors.

The purpose of this document is to:

1. Explain how the new organisation (Maintenance Restructure Phase 2bc) is designed to operate.
2. Communicate how productivity is measured and detail ways in which it can be maximised

Price: D

**NR/GN/MTC/MG0228 Infrastructure Maintenance Restructure - Guidance on the Signalling Organisation** Issue 2; Sep 10**Replaces**

This guidance note is principally aimed at Signalling & Telecommunication Maintenance Engineers, Section Managers and the Section Supervisors who assist them. However, it should also be a useful reference document for Planners, Planner/Administrators, Administrators, and other front line employees and contractors.

The purpose of this document is to:

1. Explain how the new organisation (Maintenance Restructure Phase 2bc) is designed to operate.
2. Communicate how productivity is measured and detail ways in which it can be maximised

Price: D

## Special Inspection Notices

**NR/SIN/184 Control and Documentation of Maintenance Boundaries (Track)** Issue 1; Jan 19**Compliance**  
15/09/20**Replaces**  
New at Issue 111

The purpose of this Special Inspection Notice (SIN) is to establish and agree a single point for track maintenance boundaries. To achieve this gaps and overlaps will be corrected and demarcation signs will be installed then logged into the Ellipse system. The SIN will also put into place mitigating action to address any gaps or overlaps mitigating immediate risk.

Price: C

## 4.13 INTEGRATED RISK

## Level 1

<b>NR/L1/RSK/001</b>	<b>Network Rail Risk Policy</b> Issue 2; Mar 18	<b>Compliance</b> 03/03/2018	<b>Replaces</b> NR/L1/RSK/001 Iss 1; Dec 15
----------------------	---	---------------------------------	--

This document outlines the mandated requirements for the management of risk (threat and opportunity) within Network Rail. It provides an overview of the risk management processes and procedures in place and what is required to satisfy corporate governance requirements. This policy is in place as part of the Enterprise Risk Management Framework (ERMF).

The ERMF has been developed to support the successful delivery of Network Rail's business objectives and regulatory obligations.

Price: C

## Level 2

<b>NR/L2/RSK/001</b>	<b>Enterprise Risk Management</b> Issue 2; Sep 18	<b>Compliance</b> 01/12/2018	<b>Replaces</b> NR/L2/RSK/001 Iss 1; Mar 16
----------------------	---	---------------------------------	--

This standard sets out a principle based approach for the management of Enterprise Risks in Network Rail to enable:

- the effective and consistent management of all risks to strategic objectives;
  - risks to be managed in accordance with the Risk Management Policy and Board approved corporate risk appetite statements;
  - the identification, prioritisation and management of interrelated risks to support successful delivery of the Company's strategic objectives;
- and
- strategic objectives to be managed in accordance with the UK Corporate Governance Code and governance requirements under licence condition 15 of the Network Licence.

Price: D

## 4.14 INVESTMENT PROJECTS

## Standard Functional Procedures

<b>NR/PRC/MPI/CP0037</b>	<b>Use of Work Activity Risk Assessment in a Safe System of Work (P&amp;E).</b> Issue 1; Jul 06	<b>Compliance</b> 09/06	<b>Replaces</b> New; Issue 1 not released.
--------------------------	---	----------------------------	---

This Standard Project Procedure describes how work activities are assessed in line with NR/SP/OHS/00102 "Work Activity Risk Assessment" and how the resulting control measures from Work Activity Risk Assessments (WARA) are to be used when setting up a Safe System of Work.

Price: C

<b>NR/PRC/MPI/ST0029</b>	<b>Signalling Scheme Plan Number Controls</b> Issue 2; Apr 06	<b>Compliance</b>	<b>Replaces</b> New; Issue 1 not released.
--------------------------	---	-------------------	---

This document is designed to provide a clear guide to the process for allocation of signalling scheme plan numbers to be adopted in respect of all schemes that make alterations or otherwise impact on the functionality of signalling installations on Network Rail Controlled infrastructure.

Price: B

<b>NR/PRC/MPI/TK0022</b>	<b>Critical Rail Temperature (CRT) Management Plan</b> Issue 1; Dec 05	<b>Compliance</b>	<b>Replaces</b>
--------------------------	---	-------------------	-----------------

The purpose of this document is to define procedures that are to be followed for the identification, recording and management of sites requiring CRT management by MP&I track Renewals. This procedure does not have precedence over the requirements of RT/CE/S/011.

Price: C

## Level 1

<b>NR/L1/INI/P3M/100</b>	<b>Project, Programme and Portfolio Management (P3M) Framework Policy</b> Issue 1; Sep 17	<b>Compliance</b> 31/03/18	<b>Replaces</b> New at Issue 105
--------------------------	---	-------------------------------	-------------------------------------

Network Rail delivers in excess of £2.5bn of CAPEX investment into use on the operation railway every year; this investment is delivered through projects and programmes initiated through our internal Long Term Planning process undertaken by the Systems Operator or directly remitted by an external Client/Funder.

Clarity of requirements, control and transparency in delivery, and the capability to provide assurance to our stakeholders that funding is being effectively managed provides confidence that the benefits, outcomes, and outputs remitted will be delivered.

Network Rail achieves this level of control through the project, programme and portfolio management (P3M) framework, implementation of which will reduce the reputational and financial risk related to the delivery of complex projects.

Price: C

## Level 2

<b>NR/L2/INI/0300</b>	<b>Integrated Engineering Lifecycle for Projects (IELCP)</b> Issue 1; Mar 19	<b>Compliance</b> 07/09/19	<b>Replaces</b> New at Issue 111
-----------------------	---	-------------------------------	-------------------------------------

The Integrated Engineering Lifecycle for Projects (IELCP) ties together the projects engineering activities, and acts as the integration, assurance and control layer between GRIP and the individual engineering discipline activities.

Price: D

<b>NR/L2/INI/02009</b>	<b>Engineering Management for Projects</b> Issue 6; Sep 15	<b>Compliance</b> 05/03/16	<b>Replaces</b> NR/L2/INI/02009 Iss 5; Jun 11
------------------------	--	-------------------------------	--

This issue primarily seeks to align Network Rail engineering practices with UK and EU legislative instruments specifically the Construction (Design and Management) Regulations and the Common Safety Methods for Risk Evaluation and Assessment.

Price: E Standard only; Complete, F  Additional Excel Content Available: Phone  
See below for details of modules and individual pricing

NR/L2/INI/02009/	Module	Issue	Issue Date	Price
01	Roles, responsibilities and accountabilities	1	Sep 15	D
02	Authority to Work (AtW) Competence Requirements	1	Sep 15	C

<b>NR/L2/INI/CP0043</b>	<b>Management of Third Party Works on Network Rail Infrastructure</b> Issue 3; Dec 08	<b>Compliance</b> 01/03/09	<b>Replaces</b> NR/SP/OHS/043 Iss 2; Feb 05 (RT/LS/P/043)
-------------------------	---	-------------------------------	--

This Standard sets out the requirements to be followed when external bodies (often referred to as "Third Parties") wish to specify, manage and/or deliver infrastructure projects upon Network Rail's managed infrastructure. The provisions of this standard are to mandate equivalent controls and processes are applied to the safety management of infrastructure projects when undertaken by Third Parties.

Price: D

<b>NR/L2/INI/CP0061</b>	<b>Access Through Land Belonging to an Outside Party</b> Issue 1; Mar 09	<b>Compliance</b> 06/06/09	<b>Replaces</b> New at Issue 71
-------------------------	---	-------------------------------	------------------------------------

This Standard is applicable to all Infrastructure Investment disciplines and should be adhered to when an outside party has been identified as having an interest in the delivery of any project. The standard identifies how the delivery team will manage outside interests, what is required from the delivery team during the life cycle of the project and finally where and when the standard must be used.

Price: D

<b>NR/L2/INI/CP0070</b>	<b>Principal Contractor Licensing Scheme</b> Issue 5; Jun 17	<b>Compliance</b> 02/09/17	<b>Replaces</b> NR/L2/INI/CP0070 Iss 4; Jun 14
-------------------------	--	-------------------------------	---

The implementation of this standard enables Network Rail to:

- verify that organisations/internal duty holders have the capability to discharge Principal Contractor (PC) duties when undertaking construction work where Network Rail is the client; and
- provide ongoing assurance that the organisations/internal duty holders capabilities are maintained or improved.

Price: D

<b>NR/L2/INI/CP0075</b>	<b>Procedure for the Entry into Operational Service of Railway Infrastructure</b> Issue 1; Mar 11	<b>Compliance</b> 04/06/11	<b>Replaces</b> New at Issue 79
-------------------------	---	-------------------------------	------------------------------------

This procedure demonstrates how Network Rail as Infrastructure Manager, undertakes Entry Into Operational Service (EIS) of new or altered Railway Infrastructure. This is achieved by the demonstration that the assets provided, whether new, temporary or legacy assets, are suitable, sufficient and correctly configured to provide for the safe functional operational requirements of the Railway Infrastructure. This procedure provides the requirements for a project to plan in advance of EIS activities starting, how new or altered Railway Infrastructure shall be Entered into Operational Service. The requirements for EIS are also described, including the relationship with discipline specific EIS standards and the roles and responsibilities of people involved with the process.

Price: C  Additional Excel Content Available: Phone

<b>NR/L2/INI/EDT/CP0091</b>	<b>Specification for Computer Aided Design</b> Issue 4; Dec 18	<b>Compliance</b> 02/03/19	<b>Replaces</b> NR/L2/INI/EDT/CP0091 Iss 3; Dec 17
-----------------------------	---	-------------------------------	--

The purpose of this standard is to specify requirements relating to the production of Computer Aided Design (CAD) files for models and drawings representing railway infrastructure and property.

Price: D

<b>NR/L2/INI/PG114</b>	<b>Implementation of the Network Rail Project Control Cycle</b> Issue 3; Jun 12	<b>Compliance</b> 02/06/12	<b>Replaces</b> NR/L2/INI/PG114 Iss 2; Jun 10
------------------------	--	-------------------------------	--

This standard forms part of the suite of documents comprising the Planning and Programme Controls standard. The purpose of this document is to define the minimum mandatory Project Control Cycle (PCC) processes and instructions that can be followed by all programmes and projects within Network Rail Infrastructure Investment and how compliance with these instructions shall be monitored.

Price: C

<b>NR/L2/INI/P3M/101</b>	<b>Governance for Railway Investment Projects (GRIP) – Projects</b> (formerly NR/L1/INI/PM/GRIP/100) Issue 5; Sep 17	<b>Compliance</b> 31/03/18	<b>Replaces</b> NR/L1/INI/PM/GRIP/100 Iss 4 NR/L3/INI/PG115/PS/001 Iss 3
--------------------------	--	-------------------------------	--

“Governance for Railway Investment Projects” (GRIP) describes how Network Rail manages and controls projects that enhance or renew the national rail network. It forms part of the project, programme and portfolio (P3M) framework and outlines the six Level 3 standards for projects.

Price: D

<b>NR/L2/INI/P3M/102</b>	<b>Investment Decision Framework and Programme Delivery Lifecycle</b> Issue 3; Mar 19	<b>Compliance</b> 07/12/19	<b>Replaces</b> NR/L1/INI/PM/GRIP/102 Iss 2
--------------------------	---	-------------------------------	--

This standard refers to 2 key process frameworks:

- Investment Decision Framework, and
- Programme Delivery Lifecycle, which replaces the previous GRIP for Programmes lifecycle for the development and delivery of infrastructure programmes.

Price: D

<b>NR/L2/INI/P3M/104</b>	<b>Network Rail Requirements</b> (formerly NR/L1/INI/CP0095) Issue 2; Sep 17	<b>Compliance</b> 31/03/18	<b>Replaces</b> NR/L1/INI/CP0095 Iss 1
--------------------------	--	-------------------------------	---

The purpose of this standard is to further Network Rail's commitment to embedding consistent requirements practice across its business; not only to improve project and programme outcomes, but to reduce costs, and to meet client expectations, legislative governance and assurance requirements.

Price: C

## 4.14 INVESTMENT PROJECTS

**INI (MPI)**  
**Level 3**

<b>NR/L2/INI/P3M/105</b>	<b>Assurance of Project, Programme and Portfolio Delivery</b> Issue 2; Mar 19	<b>Compliance</b> 01/06/19	<b>Replaces</b> NR/L2/INI/P3M/105 Iss 1
--------------------------	--	-------------------------------	--

The purpose of this standard is to describe the Network Rail assurance activities undertaken in relation to the renewal and enhancement project, programme and portfolio (P3M) framework and identify who is accountable for carrying out the activities. The assurance activities provide Network Rail with oversight and confidence in the progress of its infrastructure portfolio (renewals and enhancements).

Price: C

### Level 3

<b>NR/L3/INI/CI0029</b>	<b>Project Procedure for Land Negotiations (Temporary and Permanent)</b> Issue 2; Jun 08	<b>Compliance</b> 26/08/08	<b>Replaces</b> NR/PRC/MPI/CI0029 Iss 1; Sep 05
-------------------------	--	-------------------------------	---

The objective of the revised approach is to provide a consistent, cost effective and transparent approach to dealing with property negotiations. This SPP sets out the procedures to be adopted in negotiations on future land deals, recognising that, wherever possible, it will be Network Rail's preference to agree reasonable terms through negotiation.

Price: C

<b>NR/L3/INI/CP0028</b>	<b>Contract Requirements - Quality</b> Issue 3; Jun 12	<b>Compliance</b> 01/09/12	<b>Replaces</b> NR/L3/INI/CP0028 Iss 2; Mar 09
-------------------------	--	-------------------------------	---

The purpose of this document is to specify the minimum contract requirements for Quality, which are to be addressed by the Contractor.

Price: D

<b>NR/L3/INI/CP0036</b>	<b>The Provision of Welfare Facilities</b> Issue 4; Aug 08	<b>Compliance</b> 26/08/08	<b>Replaces</b> NR/L3/INI/CP0036 Iss 3; Mar 08
-------------------------	--	-------------------------------	--

The purpose and intent of this document is to ensure all personnel working on P&E sites are provided with welfare facilities that are clean, comprehensively maintained and fit for purpose.

Price: C

<b>NR/L3/INI/CP0063</b>	<b>Piling Adjacent to the Running Line</b> Issue 1; Mar 10	<b>Compliance</b> 05/06/10	<b>Replaces</b> New at Issue 75
-------------------------	--	-------------------------------	------------------------------------

This document will define the minimum standards which must be adopted for all piling works to be undertaken adjacent to an operational railway. It is also intended to assist the designers and operational teams of both Network Rail and outside party constructors/developers to understand, at an early stage, the constraints which may be imposed on the design solution selected.

Price: D

<b>NR/L3/INI/CP0064</b>	<b>Delivering Works Within Possessions</b> Issue 5; Jun 17	<b>Compliance</b> 02/12/17	<b>Replaces</b> NR/L3/INI/CP0064 Iss 4; Sep 14
-------------------------	--	-------------------------------	---

Network Rail is fully committed to reducing the number of possession overruns and their impact on both the travelling public and operational railway. The processes and controls contained within NR/L3/INI/CP0064 are key to achieving this.

Price: E

<b>NR/L3/INI/CP0074</b>	<b>Project Advice Note (PAN) Process</b> Issue 1; Sep 10	<b>Compliance</b> 04/12/10	<b>Replaces</b> New at Issue 77
-------------------------	--	-------------------------------	------------------------------------

The purpose of this standard is to provide a mechanism by which formal advice and instructions may be communicated rapidly in a consistent way within a Programme, an engineering discipline or an engineering team within a Programme.

Price: C

#### Associated Document

NR/L3/INI/CP0074//	Module	Issue	Issue Date	Price
F0030	PAN (Project Advice Note) Register	23	Jun 2018	A

## 4.14 INVESTMENT PROJECTS

**INI (MPI)**  
**Level 3**

<b>NR/L3/INI/CP0077</b>	<b>Signalling Pre-Commissioning Verification Requirements</b> Issue 1; Mar 11	<b>Compliance</b> 04/06/11	<b>Replaces</b> New at Issue 79
-------------------------	--	-------------------------------	------------------------------------

This standard describes the requirements for undertaking pre-commissioning verification prior to commencing a major signalling commissioning. The standard identifies documentation required to be produced prior to commissioning, details responsibilities for production and associated timescales which are clearly linked to points in time prior to the commissioning date in order that workload can be prioritised in a timely manner. This standard is required to be read in conjunction with NR/L3/INI/CP0064 and specifies additional requirements regarding Delivering Work within Possessions.

Price: D

<b>NR/L3/INI/PG115</b>	<b>Planning &amp; Programme Controls Standard</b> Issue 5; Jun 12	<b>Compliance</b> 02/06/12	<b>Replaces</b> NR/L3/INI/PG115 Iss 4; Jun 11
------------------------	---	-------------------------------	--

This Network Rail standard with its individual modules comprises the Infrastructure Projects and Asset Management (Renewals) Planning and Programme Controls standard.

This Network Rail standard provides the index and version control for the modules in the Planning and Programme Controls standard.

Price: B Standard only; Complete, Phone

See below for details of modules and individual pricing

Module	Title	Issue	Issue Date	Price
<b>Functional – Instructions &amp; Guidance</b>				
NR/L3/INI/PG115	Planning and Programme Controls standard	5	Jun 2012	B
NR/L3/INI/PG115/FO/002	Project Closeout (Formerly NR/L3/INI/PG115/BM/002)	2	Jun 2010	C
<b>Project Planning Services – Instructions &amp; Guidance</b>				
NR/L3/INI/PG115/PS/002	Mandated Primavera Codes and Milestones (Formerly NR/L3/INI/PG115/P/002)	4	Jun 2011	B
NR/L3/INI/PG115/PS/004	Guidance on the Interface with Contractor Plans	1	Jun 2010	C
NR/L3/INI/PG115/PS/005	Guidance on Network Rail Oracle Projects and Primavera Interface (Formerly NR/GN/INI/PG115/P/005)	2	Jun 2010	C
NR/L3/INI/PG115/PS/006	Guidance on Work Breakdown Structure (Formerly NR/L3/INI/PG115/P/006)	2	Jun 2010	B
NR/L3/INI/PG115/PS/010	Profiling of OLE Wiremen Demand	1	Jun 2010	C
NR/L3/INI/PG115/PS/011	Requesting Engineering Access to the Rail Network within Investment Projects & Asset Management (Renewals)	Withdrawn – please refer to NR/L3/INI/CP0064, Delivering Work Within Possessions		
NR/L3/INI/PG115/PS/012	Guidance on Project Schedule Model Evaluation	1	Jun 2010	A
NR/L3/INI/PG115/PS/013	Guidance on Project Schedule Model Baseline Management	1	Jun 2010	B
NR/L3/INI/PG115/PS/014	Guidance on Project Schedule Model Change Control	1	Jun 2010	A
NR/L3/INI/PG115/PS/015*	<del>Use of Earned Value Reporting in Investment Projects</del>	2-	<del>Dec 2010</del>	G
NR/L3/INI/PG115/PS/016*	<del>Earned Value Reporting – Guidance on definitions and acceptable practices</del>	2-	<del>Dec 2010</del>	G
NR/L3/INI/PG115/PS/017*	<del>Earned Value Reporting – Guidance on Set Up and Maintenance of Primavera Schedules</del>	4-	<del>Jun 2010</del>	G
NR/L3/INI/PG115/PS/018	Management of Change to Authorised Baselines	1	Jun 2012	D
<b>Project Cost Management Services</b>				
NR/L3/INI/PG115/CMS/002	Guidance on Estimated Final Cost (Formerly NR/L3/INI/PG115/BM/003)	2	Jun 2010	A
<b>Business Information Services</b>				
NR/L3/INI/PG115/BIS/001*	<del>Document Management (Formerly NR/L3/INI/PG115/DM/001)</del>	2-	<del>Jun 2010</del>	G
NR/L3/INI/PG115/BIS/002**	<del>Corporate KPIs – Generation of the IPI Measures for Investment Projects (Formerly NR/L3/INI/PG115/RC/002, Corporate KPIs – Generation of the IPI Measures for Infrastructure Investment)</del>	2-	<del>Jun 2010</del>	G

\* Withdrawn by the publication of NR/L3/P3M/130 Iss 1 and NR/L3/INI/P3M/131 Iss 1.

\*\* Withdrawn by the publication of NR/L3/INI/P3M/129 Iss 1

<b>NR/L3/INI/P3M/120</b>	<b>Governance for Railway Investment Projects (GRIP) – Starting a Project</b> Issue 1; Sep 17	<b>Compliance</b> 31/03/18	<b>Replaces</b> New at Issue 105
--------------------------	---	-------------------------------	-------------------------------------

The overall purpose of this standard is to record the activities to be undertaken when supporting development on behalf of a Sponsor. This is in accordance with the Clienting Principles.

Price: C

<b>NR/L3/INI/P3M/121</b>	<b>Governance for Railway Investment Projects (GRIP) – Initiating a Project</b> Issue 1; Sep 17	<b>Compliance</b> 31/03/18	<b>Replaces</b> New at Issue 105
--------------------------	---	-------------------------------	-------------------------------------

The purpose of this standard is to mandate that all projects define core project management activities for the management of the project and assessment of its overall success.

Price: C

## 4.14 INVESTMENT PROJECTS

INI (MPI)  
Level 3

<b>NR/L3/INI/P3M/122</b>	<b>Governance for Railway Investment Projects (GRIP) - Leading a Project</b> Issue 1; Sep 17	<b>Compliance</b> 31/03/18	<b>Replaces</b> New at Issue 105
--------------------------	--	-------------------------------	-------------------------------------

This standard describes how Network Rail sponsors capital investment in the railway infrastructure across all lifecycle stages.

Price: C

<b>NR/L3/INI/P3M/123</b>	<b>Governance for Railway Investment Projects (GRIP) - Controlling a Stage</b> Issue 1; Sep 17	<b>Compliance</b> 31/03/18	<b>Replaces</b> New at Issue 105
--------------------------	--	-------------------------------	-------------------------------------

The purpose of this standard is to define and mandate the processes for controlling individual project stages from initial concept to close out.

Price: C

<b>NR/L3/INI/P3M/124</b>	<b>Governance for Railway Investment Projects (GRIP) - Managing a Stage Boundary</b> Issue 1; Sep 17	<b>Compliance</b> 31/03/18	<b>Replaces</b> New at Issue 105
--------------------------	--	-------------------------------	-------------------------------------

The purpose of this standard is to:

- provide a fixed point at which acceptance for the project product is confirmed; or
- confirm that the project has nothing more to contribute by continuing.

Price: C

<b>NR/L3/INI/P3M/125</b>	<b>Governance for Railway Investment Projects (GRIP) - Closing a Project</b> Issue 1; Sep 17	<b>Compliance</b> 31/03/18	<b>Replaces</b> New at Issue 105
--------------------------	--	-------------------------------	-------------------------------------

The purpose of this standard is to:

- provide a fixed point at which acceptance for the project product is confirmed;
- recognise that objectives set out in the original Project Initiation Documentation (PID) have been achieved/approved changes to these objectives have been achieved; or
- confirm that the project has nothing more to contribute by continuation.

Price: C

<b>NR/L3/INI/P3M/126</b>	<b>Network Rail Requirements Manual</b> Issue 1; Sep 17	<b>Compliance</b> 31/03/18	<b>Replaces</b> New at Issue 105
--------------------------	---	-------------------------------	-------------------------------------

This manual and its associated modules provide details on how the requirements principles set out in NR/L2/INI/P3M/104 are to be implemented.

Price: C Standard only; Complete, E See below for details of modules and individual pricing

NR/L3/INI/P3M/126/	Module	Issue	Issue Date	Price
01	The Network Rail Requirements Framework	1	Sep 17	C
02	Requirements Development and Management	1	Sep 17	C
03	Project Delivery Standard Specification (PDSS)	1	Sep 17	B

<b>NR/L3/INI/P3M/127</b>	<b>Peer Reviews of Project and Programme Delivery</b> Issue 2; Mar 19	<b>Compliance</b> 01/06/19	<b>Replaces</b> NR/L3/INI/P3M/127 Iss 1
--------------------------	---	-------------------------------	--

The purpose of this standard is to describe where Peer Reviews fit into Network Rail's assurance activities as described in NR/L2/INI/P3M/105. The assurance activities provide Network Rail with an oversight and confidence in the progress of its infrastructure portfolio.

Price: D

<b>NR/L3/INI/P3M/128</b>	<b>Project, Programme and Portfolio Management (P3M), Commercial and Engineering Functions Assurance</b> Issue 2; Mar 19	<b>Compliance</b> 01/06/19	<b>Replaces</b> NR/L3/INI/P3M/128 Iss 1
--------------------------	--	-------------------------------	--

The purpose of this standard is to describe the Network Rail assurance activities undertaken in relation to the project, programme and portfolio framework (P3M), and to identify who is accountable for carrying out the activities. The assurance activities provide Network Rail with oversight and confidence in the progress of its infrastructure portfolio and that the correct governance is being adhered to. This standard further supports and defines the controls, processes, responsibilities and accountabilities defined NR/L2/INI/P3M/105, which include the "Lines of Defence" model, see appendix A, for the assurance of activity undertaken in accordance with the P3M framework (NR/L1/INI/P3M/100).

Price: C

<b>NR/L3/INI/P3M/129</b>	<b>Planning and Scheduling Manual</b> Issue 1; Jun 18	<b>Compliance</b> 01/09/18	<b>Replaces</b> NR/L3/INI/PG115/BIS/002 Iss 2
--------------------------	---	-------------------------------	--

This manual provides guidance and mandated requirements for planning and scheduling. The modules with this manual define and mandate the schedule requirements to develop and maintain quality project schedules.

Price: C Standard only; Complete, D See below for details of modules and individual pricing

NR/L3/INI/P3M/129/	Module	Issue	Issue Date	Price
01	Schedule Adherence	1	Jun 2018	C

## 4.14 INVESTMENT PROJECTS

## INI (MPI) Guidance

### NR/L3/INI/P3M/130 Controls Manual Issue 1; Mar 18

**Compliance**  
01/09/18

**Replaces**  
See below

**Replaces:** NR/L3/INI/PG115/PS/015 Iss 2, NR/L3/INI/PG115/PS/016 Iss 2, NR/L3/INI/PG115/PS/017 Iss 1

The purpose of this manual and its modules is to define and mandate the processes for controlling individual project stages from initial concept to close out. It supports NR/L3/INI/P3M/123 which is included in the P3M Framework, NR/L2/INI/P3M/101.

*Price: B Standard only; Complete, D See below for details of modules and individual pricing*

NR/L3/INI/P3M/130/	Module	Issue	Issue Date	Price
01	Earned Value Management	1	Mar 18	C

### NR/L3/INI/P3M/131 Document Management Manual Issue 2; Dec 18

**Compliance**  
02/03/19

**Replaces**  
NR/L3/INI/P3M/131 Iss 1; Mar 18

This manual specifies the Document management procedures. This manual and its modules define how documentation of all kinds should be managed from conception to close out.

*Price: C Standard only; Complete, E See below for details of modules and individual pricing*

NR/L3/INI/P3M/131/	Module	Issue	Issue Date	Price
01	Document Management Procedure	1	Mar 18	C
02	Document Referencing	1	Dec 18	D

### NR/L3/INI/P3M/132 Portfolio Integration Manual Issue 1; Mar 18

**Compliance**  
01/09/18

**Replaces**  
New at Issue 107

This manual specifies the Consolidated Planning and the Prioritisation Processes. This manual and its modules provides visibility of planned requirements for key resources to inform the future resourcing needs of the business and provides a prioritisation process to identify the methods to be followed in order to identify the key projects to take place.

*Price: C Standard only; Complete, D See below for details of modules and individual pricing*

NR/L3/INI/P3M/132/	Module	Issue	Issue Date	Price
01	Consolidated Planning	1	Mar 18	C
02	Prioritisation Process	1	Mar 18	C

### NR/L3/INI/P3M/133 Consolidated Assurance of Project, Programme and Portfolio Delivery Issue 1; Mar 19

**Compliance**  
01/06/19

**Replaces**  
New at Issue 111

The purpose of this standard is to describe the Network Rail assurance process and activities undertaken in relation to the Consolidated Assurance process which sits within the P3M assurance framework. It will identify who is accountable for carrying out the activities. The assurance activities provide Network Rail with oversight and confidence in the progress of its infrastructure portfolio and that the correct governance is being adhered to. This standard further supports and defines the controls, processes, responsibilities and accountabilities defined NR/L2/INI/P3M/105, which include the "Lines of Defence" model, see appendix A, for the assurance of activity undertaken in accordance with the P3M framework (NR/L1/INI/P3M/100).

*Price: C*

### NR/L3/INI/TK0027 Test and Inspection Plan Issue 2; Jun 08

**Compliance**  
26/08/08

**Replaces**  
NR/PRC/MPI/TK0027  
Iss 1; Jan 06

This document defines the procedures that must be followed and the documentation that must be used for recording hidden works compliance to NR Standards, site particular specifications and the contract technical specification, on track renewal sites delivered by the MP&I (Track) Programme.

*Price: B*

### NR/L3/INI/TK0040 Reporting of Track Unit Rates (part of the Network Rail Cost Analysis Framework) Issue 2; Jun 08

**Compliance**  
26/08/08

**Replaces**  
NR/PRC/MPI/TK0040  
Iss 1; May 06

Unit costs and output measurements are required for:

- Monitoring and reviewing efficiency
- Providing cost data for developing the Business Plan.
- Measuring contractor performance
- Benchmarking contractors and Business Units

*Price: C*

## Guidance Notes

<b>NR/GN/INI/001</b>	<b>Guidance on the Management of Door to Door Work and Travel Time</b> Issue 1; Dec 08	<b>Compliance</b> n/a	<b>Replaces</b> New at Issue 70
----------------------	--	--------------------------	------------------------------------

Excessive work and travel time can import risk to the infrastructure and the workforce. This Guidance Note identifies Network Rail's minimum expectations with regards to employers discharging their duty of care under the Health & Safety at Work Act 1974 relating to the management of work and travel time.

Price: B

<b>NR/GN/INI/0301</b>	<b>Integrated Engineering Lifecycle for Projects Guidance Manual</b> Issue 1; Mar 19	<b>Compliance</b> n/a	<b>Replaces</b> New at Issue 111
-----------------------	--	--------------------------	-------------------------------------

The Integrated Engineering Lifecycle for Projects (IELCP) ties together the projects engineering activities, and acts as the integration, assurance and control layer between GRIP and the individual engineering discipline activities.

It applies an integrated systems approach for project engineering activities and processes to:

- help increase consistency across all engineering projects;
- check the right engineering activities are completed at the right time; and
- manage and reduce the associated

Price: C Standard only; Complete, F See below for details of modules and individual pricing

NR/GN/INI/0301/	Module	Issue	Issue Date	Price
01	Integrated Engineering Lifecycle for Projects Phase A Supporting Information	1	Mar 19	C
02	Integrated Engineering Lifecycle for Projects Phase B Supporting Information	1	Mar 19	C
03	Integrated Engineering Lifecycle for Projects Phase C Supporting Information	1	Mar 19	C
04	Integrated Engineering Lifecycle for Projects Phase D Supporting Information	1	Mar 19	C
05	Integrated Engineering Lifecycle for Projects Phase E Supporting Information	1	Mar 19	C
06	Integrated Engineering Lifecycle for Projects Phase F Supporting Information	1	Mar 19	C
07	Integrated Engineering Lifecycle for Projects Phase A-F Diagrams	1	Mar 19	D
08	Integrated Engineering Lifecycle for Projects Phase Gate Guidance	1	Mar 19	C

<b>NR/GN/INI/P3M/150</b>	<b>Sponsor's Handbook</b> Issue 1; Mar 18	<b>Compliance</b> n/a	<b>Replaces</b> New at Issue 107
--------------------------	---	--------------------------	-------------------------------------

This guidance note describes how Network Rail sponsors capital investment in the railway infrastructure across all lifecycle stages. It should be read in conjunction with NR/L3/INI/P3M/122.

This guidance note has been developed to mitigate the risk of investment being made or used inappropriately at any stage in the lifecycle. The aim is to protect tax payers or other party's capital investment which is being managed by Network Rail.

Price: C

## 4.15 LEVEL CROSSINGS

## Level 1

<b>NR/L1/XNG/100</b>	<b>Level Crossing Asset Management Policy</b> Issue 1; Jun 16	<b>Compliance</b> 01/04/19	<b>Replaces</b> New at Issue 100
----------------------	---	-------------------------------	-------------------------------------

The purpose of this document is to specify the asset management policy for the whole of the Network Rail Level Crossing estate. The Level Crossing asset management policy seeks to optimise the performance, risk and cost of ownership of the Level Crossing estate across all of its life cycle stages from concept to disposal to deliver minimum whole life cost.

Price: E Standard only; Complete, F See below for details of modules and individual pricing

NR/L1/XNG/100	Module	Compliance	Issue	Issue Date	Price
01	Workbank Planning	01/04/19	1	Sep 2017	D
02	Level Crossing Technology Strategy	01/04/19	1	Sep 2016	C
06	Level Crossing Asset Data and Information	01/04/19	1	Jun 2018	C

## Level 2

<b>NR/L2/XNG/200</b>	<b>Supplementary Audible Warning Device (SAWD) for Footpath and Bridleway Level Crossing Systems Protected by a Whistle Board</b> Issue 1; Dec 16	<b>Compliance</b> 04/03/17	<b>Replaces</b> New at Issue 102
----------------------	---	-------------------------------	-------------------------------------

The purpose of this product specification is to define the requirements of a supplementary Audible Warning Device (SAWD) for footpath and bridleway level crossing systems protected by a whistle board.

Price: C

<b>NR/L2/XNG/300</b>	<b>Supplementary Audible Warning Device (SAWD) Route Business Process</b> Issue 1; Jun 17	<b>Compliance</b> 02/09/17	<b>Replaces</b> New at Issue 104
----------------------	---	-------------------------------	-------------------------------------

The purpose of this standard is to support the wider roll out and installation of Supplementary Audible Warning Devices (SAWDs) by setting out the maintenance arrangements that have been agreed for this product.

This supports management of the risk associated with footpath and bridleway level crossings that are protected by whistle boards.

Price: C

<b>NR/L2/XNG/310</b>	<b>Product Specification for an Obstacle Detection System at Level Crossings</b> Issue 1; Sep 18	<b>Compliance</b> 01/12/18	<b>Replaces</b> New at Issue 109
----------------------	--	-------------------------------	-------------------------------------

This specification defines the requirements of an Obstacle Detection System for use at Manually Controlled Barriers with Obstacle Detection (MCB-OD) level crossings and any similar crossing type that might be introduced later. It allows the procurement of an Obstacle Detection System that can be used at level crossings, in particular MCB-OD with minimum changes and at other level crossings where reduction in risk or automation is required.

Price: E

## Special Inspection Notices

<b>NR/SIN/158</b>	<b>Level Crossing Pedestal Trunion Bolts</b> Issue 1; Nov 16	<b>Compliance</b> 09/12/17	<b>Replaces</b> New at Issue 102
-------------------	--	-------------------------------	-------------------------------------

The purpose of this Special Inspection Notice (SIN) is to inspect and replace all pedestal trunion bolts fitted to BR985 hydraulic barrier packs.

Price: C

<b>NR/SIN/160</b>	<b>Covtec Supplementary Audible Warning Device (SAWD)</b> Issue 1; Dec 16	<b>Compliance</b> 30/04/17	<b>Replaces</b> New at Issue 103
-------------------	---	-------------------------------	-------------------------------------

This Special Inspection Notice (SIN) is issued to obtain confirmation that all Supplementary Audible Warning Devices (SAWDs) installed at level crossings meet the site selection criteria set out in NR/L2/SIG/30038 and have faulting and maintenance contracts in place with the manufacturer.

Price: C

<b>NR/SIN/165</b>	<b>Special Inspection of AOCL/AOCL+B and ABCL Level Crossings Including Power Supplies</b> Issue 1; Sep 17	<b>Compliance</b> 16/03/18	<b>Replaces</b> New at Issue 105
-------------------	--	-------------------------------	-------------------------------------

The purpose of this Special Inspection Notice (SIN) is to:

- Review the power supply arrangements in place at all types of automatic locally monitored level crossings.
- Evaluate the practicality of remote condition monitoring of the power supply system, and key sub-systems whose failure can have the same effect as loss of power supply, at all locally monitored level crossings, so that prompt action can be taken to manage the failure.

Price: C

## 4.15 LEVEL CROSSINGS

**XNG  
SINs**

<b>NR/SIN/166</b>	<b>Inspection of Howells Re-Engineered Level Crossing Power Packs</b> Issue 1; May 17	<b>Compliance</b> 22/10/17	<b>Replaces</b> New at Issue 104
-------------------	---	-------------------------------	-------------------------------------

The purpose of this Special Inspection Notice (SIN) is to:

- Inspect all top trunnion coupling arrangements on Howells Re-Engineered BR985 level crossing power packs; and
- to take action to eliminate the risk of binding on the external damping assembly.

Price: C  Additional Excel Content Available: Phone

<b>NR/SIN/173</b>	<b>Management of Risk at User Worked Level Crossings Equipped with Power Gate Openers (POGOs) or with Barriers and Miniature Stop Lights (MSLs)</b> Issue 1; Apr 18	<b>Compliance</b> 31/7/18	<b>Replaces</b> New at Issue 108
-------------------	---	------------------------------	-------------------------------------

This Special Inspection Notice (SIN) has been issued to confirm:

- there are no further installations of POGO or commissioning into service of any previously installed POGOs until reliability issues with the product have been addressed;
- POGOs are only operational at sites where users fully understand how to operate crossing equipment and can safely traverse the crossing, until known issues with signage and site layout are rectified;
- the signage and instructions at crossings where POGO remains operational are clear and give no cause for confusion.

Price: C Standard (includes Spreadsheet Appendix B);

Complete, D See below for details of modules and individual pricing

NR/SIN/173/	Title	Issue	Issue Date	Price
Appendix C	Urgent Safety Advice 03/2017 Signs at Level Crossings	1	Apr 2018	A
Appendix D	Network Rail's Response to the RAIB's POGO USA	1	Apr 2018	C
Appendix E	Certificate of Acceptance <b>Suspension</b> PA05/05508	1	Apr 2018	B
Appendix F	POGO Update February 2018 FAQ	1	Apr 2018	A

<b>NR/SIN/180</b>	<b>Manage Risk of Extended Closure Times at Automatic Level Crossings</b> Issue 1; Mar 18	<b>Compliance</b> 31/12/18	<b>Replaces</b> New at Issue 108
-------------------	---	-------------------------------	-------------------------------------

This Special Inspection Notice (SIN) mandates the process to:

- assess the risk of automatic level crossings which present with excessive warning time, thus manifesting as extended level crossing closure times for the user; and
- develop a plan of action to manage these risks.

Price: C

<b>NR/SIN/180</b>	<b>Level Crossing Train Detection Configuration</b> Issue 1; Mar 18	<b>Compliance</b> 31/03/19	<b>Replaces</b> New at Issue 108
-------------------	---	-------------------------------	-------------------------------------

The purpose of this Special Inspection Notice (SIN) is to identify and assess the configuration of train detection at level crossings to manage the risk of conflict between road and rail vehicles.

Price: C  Additional Excel Content Available: Phone

## 4.16.1 NATIONAL DELIVERY SERVICE

## Level 2

<b>NR/L2/NDS/205</b>	<b>Rail Delivery and Recovery Systems Overview</b> Issue 2; Dec 10	<b>Compliance</b> 04/12/10	<b>Replaces</b> NR/L2/NDS/205 Iss 2; Sep 10
----------------------	---	-------------------------------	--

The purpose of this Company Standard is to detail to Network Rail staff and applicable support service contractors the responsibilities of delivery and collection requirements associated with Network Rail rail delivery systems planning timescales.

This Company Standard will also standardise the methodology associated with planning delivery and collection of rail by Network Rail rail delivery systems. It will mandate planning time scales and responsibilities in the process for the planning of delivery and collection of rail with the Network Rail rail delivery systems.

Price: D (Contains NR/BS/LI/210 (Expired))

 Additional Excel Content Available: Phone

## Level 3

<b>NR/L3/NDS/006</b>	<b>NDS Process for the Management of Fatigue and Working Hours for Employees Undertaking Safety Critical Work</b> Issue 1; Sep 11	<b>Compliance</b> 03/12/11	<b>Replaces</b> NR/L2/ERG/006 Iss 1; Jun 10
----------------------	--	-------------------------------	--

This standard defines the requirements for managing fatigue and working hours for National Delivery Service (NDS) employees, and those employed under contract by NDS, who undertake safety critical work. Its purpose is to reduce the risks to health and safety that are associated with working patterns, shift work and excessive working hours.

Price: D

<b>NR/L3/NDS/305</b>	<b>Rail Delivery and Recovery</b> Issue 2; Dec 10	<b>Compliance</b> 04/12/10	<b>Replaces</b> NR/L3/NDS/305 Iss 1; Sep 10
----------------------	---	-------------------------------	--

The purpose of this Company Standard is to detail to Network Rail staff and applicable support service contractors the responsibilities of delivery and collection requirements associated with Network Rail rail delivery systems planning timescales.

This Company Standard will also standardise the methodology associated with planning the delivery and collection of rail by Network Rail rail delivery systems. It will mandate planning time scales and responsibilities in the process for the planning of delivery and collection of rail with the Network Rail rail delivery systems.

Price: D (Contains NR/BS/LI/210 (Expired))

<b>NR/L3/NDS/306</b>	<b>Planned General Safety Inspections</b> Issue 1; Jun 10	<b>Compliance</b> 04/09/10	<b>Replaces</b> New at Issue 76
----------------------	---	-------------------------------	------------------------------------

This procedure defines the process for planning, conducting and reporting planned health, safety and environmental general inspections in the National Delivery Service (NDS) department to check that formal controls are being implemented and unsafe acts or conditions are identified. The aim is also to check the management system is effective and to identify changes to be made that will improve and develop the business

Price: D

<b>NR/L3/NDS/307</b>	<b>NDS Waste Management</b> Issue 1; Mar 12	<b>Compliance</b> 02/06/12	<b>Replaces</b> New at Issue 83
----------------------	---	-------------------------------	------------------------------------

This Standard describes the process for using National Delivery Service as a broker for the management of waste in order to comply with Duty of Care and other waste management requirements including the Network Rail commitment to the WRAP Construction Halving Waste to Landfill programme.

Price: C

## 4.16.2 SUPPLY CHAIN OPERATIONS

## Level 2

<b>NR/L2/SCO/203</b>	<b>Loading and Securing of Infrastructure Traffic</b> Issue 4; Mar 19	<b>Compliance</b> 01/06/19	<b>Replaces</b> NR/L2/NSC/203 Iss 3; Mar 12
----------------------	---	-------------------------------	--

Network Rail produce loading patterns for infrastructure traffic loaded by Network Rail contractors, suppliers and their sub-contractors and carried by any freight operating company with a relevant Railway Safety Certificate, contracted to Network Rail for that purpose.

These are published in the Loading Manual for Infrastructure Traffic Employees.

Loading patterns for the safe loading and securing of infrastructure traffic are one aspect of the overall requirements for safe train operation.

Price: B

<b>NR/L2/SCO/306</b>	<b>Disposal of Redundant Assets</b> Issue 3; Jun 18	<b>Compliance</b> 01/09/18	<b>Replaces</b> NR/L2/CPR/306 Iss 2; Jun 17
----------------------	---	-------------------------------	--

This document process sets out the rules governing the Disposal of Redundant Assets. It enables Network Rail to do this efficiently and effectively to meet its safety, regulatory, financial and HM Treasury obligations.

Price: D

## Level 3

<b>NR/L3/SCO/308</b>	<b>The Loading Manual for Infrastructure Traffic</b> Issue 3; Mar 19	<b>Compliance</b> 01/06/19	<b>Replaces</b> NR/L3/SCO/308 Iss 2; Dec 17
----------------------	--	-------------------------------	--

This standard enables Network Rail to meet the requirements of GO/RT3056, by detailing the minimum requirements for the safe loading and load examination of Network Rail Infrastructure Traffic's on rail vehicles. This standard mitigates the following high-level safety risks:

- Risk to Network Rail managed infrastructure from incorrectly loaded infrastructure traffic.
- Risk to staff undertaking loading activities from inadequately defined safe systems of work.

Price: D

<b>NR/L3/SCO/311</b>	<b>Supply Chain Operations, T&amp;RS and OTM Engineering and Management Manual</b> Issue 4; Mar 19	<b>Compliance</b> 01/06/19	<b>Replaces</b> NR/L3/SCO/311 Iss 3; Jun 18
----------------------	--	-------------------------------	--

This manual provides requirements and procedures to enable Supply Chain Operations (SCO) to comply with ROGS, with the requirements of NR/L1/RMVP/0001 and NR/L2/RMVP/0090 (where specified) and enables the implementation of an ISO 55001 compliant Asset Management System (AMS) within SCO.

Price: D Standard only; Complete, Phone

See below for details of modules and individual pricing

NR/L3/SCO/311/	Title	Issue	Issue Date	Price
<b>Management Function</b>				
01	Entity in Charge of Maintenance	2	Mar 2019	B
02	Risk, Competence and Asset Management System	2	Mar 2019	B
03	Technical Asset Management Meeting	2	Mar 2019	B
04	Engineering Change	2	Mar 2019	D
05	Contractual Arrangements	2	Mar 2019	B
06	Safety Performance Monitoring	2	Mar 2019	C
<b>Maintenance Development</b>				
07	Maintenance Document Control, Review and Revision	1	June 2018	B
<b>Maintenance Management</b>				
08	Removal and Release of Trains to Traffic	2	Mar 2019	B
09	Deferral of Maintenance or Repair	2	Mar 2019	C
10	Post-Accident and Incident	2	Mar 2019	B
11	Level 1 Inspection	1	June 2018	B
12	Maintenance Programme	1	June 2018	B
<b>Maintenance Delivery</b>				
13	Planning and Supervision of Maintenance	2	Mar 2019	C
14	Maintenance Recording	1	June 2018	B
15	Tools and Equipment	1	June 2018	B
16	Handling and Storage of Safety Related Components	2	Mar 2019	C
17	Asset Configuration Management	1	June 2018	B
18	Reporting of Corrective Maintenance and Repairs	1	June 2018	B
<b>Operations</b>				
19	Operational Requirements for SCO Fleet	1	June 2018	B

<b>NR/L3/SCO/313</b>	<b>On-Track Machines (OTMs) Driver and Operations Standards Manual</b> Issue 5; Mar 19	<b>Compliance</b> 01/06/19	<b>Replaces</b> NR/L3/SCO/313 Iss 4; Dec 18
----------------------	--	-------------------------------	--

This standard provides a central reference point of:

- Safety Management System (Transport Undertaking) and the supporting safety procedures to support the Mainline Certificate; and
- information, operational and procedural requirements for the operation of OTMs.

Price: C Standard only; Complete, Phone

See below for details of modules and individual pricing

NR/L3/SCO/313/	Title	Issue	Issue Date	Price
SP-1.01	Professional OTM Driver Policy	1	Dec 15	B
SP-1.02	Recruitment and Selection of OTM Driver Operators	2	Jun 18	B
SP-1.03	Medical Standards for OTM Driver Operators	2	Jun 18	C
SP-1.03/AA	Employee List of Visual Correction Measures	2	Jun 18	A
SP-1.04	Training Needs Analysis for OTM Driver Operators	1	Dec 15	B
SP-1.04/AA	Training Needs Analysis Flowchart	1	Dec 15	A
SP-1.04/AB	Standards (Example)	1	Dec 15	A
SP-1.04/AC	Training Method Guidance	1	Dec 15	A
SP-1.06	Initial OTM Driver Training	1	Dec 15	D
SP-1.07	Transfer of OTM Drivers	1	Dec 15	B
SP-1.08	OTM Driver Competence Standards	2	Mar 18	D
SP-1.09	OTM Driver Development Plan	3	Mar 19	B
SP-1.10	OTM Driver Route Knowledge	2	Dec 18	D
SP-1.10/FA	Route Risk Assessment	2	Dec 18	B
SP-1.10/FB	Form B Route Refresher Request Form	2	Dec 18	A
SP-1.10/FC	Form C Record of Signed Route Knowledge	2	Dec 18	A
SP-1.10/FD	External Route Conductor - Fitness & Competence Check Form	2	Dec 18	A
SP-1.11	OTM Type Knowledge (Traction)	1	Dec 15	B
SP-1.12	OTM Driver Licence Certificate	2	Mar 19	C
SP-2.01	Cab Access	1	Dec 15	B
SP-2.01/AA	Cab Access: Examples of Cab Passes	1	Dec 15	A
SP-2.01/AC	Cab Access: Information to Driving Compartment Visitors	1	Dec 15	A
SP-2.01/AD	Cab Access: Information Brief for Other FOC/OTM Drivers	1	Dec 15	A
SP-2.02	Urgent Safety Related Operating Advice	1	Dec 15	A
SP-2.03	Adhesion Preparation	1	Dec 15	B
SP-2.04	OTM Driver Personal Electronic Devices Protocol	2	Dec 18	A
SP-2.04/AA	OTM Driver Mobile Communications and Personal Electronic Devices Brief	2	Dec 18	A
SP-2.04/AB	OTM Driver Mobile Communications and Personal Electronic Devices Brief Acknowledgement form	2	Dec 18	A
SP-2.04/AC	Non-OTM Crew / Safety Critical Staff or Manager, Mobile Communications and Personal Electronic Devices Brief	2	Dec 18	A
SP-2.05	Defective OTM Equipment	3	Mar 19	B
SP-2.05/AA	Defective OTM Equipment – List of OTM Equipment and Actions To Be Taken	3	Mar 19	D
SP-2.06	Safety of The Line Investigations	1	Dec 15	B
SP-3.01	OTM Speed Management	1	Dec 15	C
SP-3.01/AC	OTM Speed Management – Approved Radar Speed Checking Equipment	1	Dec 15	A
SP-3.02	On Train Data Recorder (OTDR) Operating Requirements	2	Mar 19	C
SP-3.03	Managing Fatigue In Safety Critical Workers	1	Dec 15	B
SP-3.04	Managing OTM Incidents	1	Dec 15	A
SP-3.04/AA	Managing OTM Incidents: NR Guidance Table	1	Dec 15	A
SP-3.05	Chain of Care	2	Jun 18	D
SP-3.06	Management of Signing On Points	2	Mar 18	D
SP-4.05	Operation of Vehicles Fitted With Wheelskates	1	Dec 15	A
SP-4.11	Protection Arrangements for Working on OTMs	1	Dec 15	A

<b>NR/L3/SCO/314</b>	<b>Engineering Assurance for T&amp;RS, OTM and OTP Projects</b> Issue 1; Dec 18	<b>Compliance</b> 02/03/19	<b>Replaces</b> New at Issue 110
----------------------	---	-------------------------------	-------------------------------------

This standard defines the minimum project engineering assurance arrangements for all Supply Chain Operations (SCO) capital programmes for the enhancement and renewal of Traction & Rolling Stock (T&RS), On-Track Machines (OTMs) and On Track Plant (OTP). This standard defines the best practices and processes that should be used so that project engineering assurance is correctly managed.

Price: D

#### Associated Documents

NR/L3/SCO/314	Title	Issue	Issue Date	Price
T01	Technical Review	1	Dec 2018	A
T02	Technical Change Proposal	1	Dec 2018	A

NR/L3/SCO/320

Supplier Quality Assurance (SQA) Issue 1; Sep 18

Compliance  
01/12/18Replaces  
New at Issue 109

This document describes the framework for completion of Supplier Quality Assurance (SQA) activities to reduce the risk and likelihood of product failure potentially attributed to safety incidents or train delay posed by the introduction of poor quality material and product lines, provided from External Suppliers/Manufactures managed by Supply Chain Operations (SCO), Route Service (RS), into the Network Rail managed infrastructure.

Price: C

## 4.17.1 OPERATIONS &amp; CUSTOMER SERVICES

## Level 2

<b>NR/L2/OCS/009</b>	<b>Network Capability Management Procedure</b> Issue 1; Mar 10	<b>Compliance</b> 06/03/10	<b>Replaces</b> New at Issue 75
----------------------	--	-------------------------------	------------------------------------

This standard sets out requirements for the management of Network Capability, so as to meet the company's regulatory and commercial obligations to its stakeholders. It defines procedures for making changes to the capability of the network and highlights that physical changes to the network shall not be made unless the correct procedure(s), including Network Change, where applicable, have been followed and completed. It also requires that the published capability of the network is amended concurrently with the completion of any physical change.

Price: D

<b>NR/L2/OCS/031</b>	<b>Risk Assessment and Briefing of Timetable Change</b> Issue 9; Sep 14	<b>Compliance</b> 06/09/14	<b>Replaces</b> NR/L2/OCS/031 Iss 8; Mar 11
----------------------	---	-------------------------------	--

This standard describes the risk review and briefing of timetable change process.

Price: D

<b>NR/L2/OCS/042</b>	<b>Railway Operational Code Implementation, Variation and Review Process</b> Issue 3; Mar 11	<b>Compliance</b> 05/03/11	<b>Replaces</b> NR/L2/OCS/042 Iss 2; Dec 08
----------------------	--	-------------------------------	--

This specification describes the sections of the Railway Operational Code, how reviews will be conducted and the arrangements and processes for dealing with variations.

Price: C

<b>NR/L2/OCS/060</b>	<b>Customer requirements for the Provision of Train Running Information on Stations</b> Issue 1; Dec 08	<b>Compliance</b> 01/12/08	<b>Replaces</b> New at Issue 70
----------------------	---	-------------------------------	------------------------------------

This standard provides customers at the railway station with a consistency as to the provision of information screens. The standard describes the type of screen (in terms of the content shown) and the location of each type of screen. This is provided for each type of station based on the station size standard A - F classification and applies to new and enhancement systems, as well as renewals where sufficient funding is available.

Price: D

<b>NR/L2/OCS/070</b>	<b>Major Infrastructure Changes – the Provision of Staff Briefing Material to Train Operators</b> Issue 4; Mar 11	<b>Compliance</b> 05/03/11	<b>Replaces</b> NR/SP/OPS/070 Iss 3; Jun 06
----------------------	---	-------------------------------	--

To define the process by which Network Rail ensures that suitable and sufficient briefing materials are supplied to Train Operators to ensure a safe transition following significant infrastructure changes. Infrastructure Projects shall have adequate procedures in place to ensure compliance with the requirements of this procedure. This will normally be covered by the 'Guide to Railway Investment Projects'.

Price: B

<b>NR/L2/OCS/095</b>	<b>High Risk Sites for Wrong Side Track Circuit Failures in Leaf Fall Areas and for Low Rail Adhesion</b> Issue 5; Sep 15	<b>Compliance</b> 05/12/15	<b>Replaces</b> NR/L2/OCS/095 Iss 4; Jun 15
----------------------	---	-------------------------------	--

To establish a process to identify, risk rank and create a removal plan for any location which may be classified as a high risk site in respect of likely occurrences of wrong side track circuit failures (WSTCFs) under leaf fall contamination conditions.

Price: C  Additional Excel Content Available: Phone

<b>NR/L2/OCS/098</b>	<b>Management of Short-term Network Change</b> Issue 2; Jun 09	<b>Compliance</b> 06/06/09	<b>Replaces</b> NR/L2/OCS/098 Iss 1; Dec 07
----------------------	--	-------------------------------	--

This document advises local managers of a change in procedure covering network capability whereby a reduced level of maintenance can be applied to sections of route commensurate with a reduced capability or temporary cessation of traffic. This arrangement shall be formalised through a revised Maintenance Regime Agreement and shall be conditional upon the satisfactory conclusion of Network Change consultation, including the arrangements for re-instatement.

Price: D

## 4.17.2 OPERATIONS PRINCIPLES &amp; STANDARDS

## Company Standards

<b>RT/LS/P/200</b>	<b>Network Rail Security Manual</b> Issue 2; Apr 05	<b>Replaces</b> RT/LS/P/020 Iss E1; Aug 04
--------------------	---	---

The purpose of this standard is to mandate the use of the Network Rail security manual and to describe the processes that shall be used to control the issue, use and amendment of the content.

Price: C

<b>RT/LS/P/250</b>	<b>Emergency Response Manual</b> Issue 2; Apr 05	<b>Replaces</b> RT/LS/P/250 Iss 1; Aug 04
--------------------	--	--

This purpose of this standard is to mandate the use of the Network Rail Emergency Response Manual and to describe the processes that shall be used to control the issue, use and amendment of the content.

Price: C

## Level 1

<b>NR/L1/OPS/010</b>	<b>Signals Passed at Danger and Signal Reversions</b> Issue 12; Mar 10	<b>Compliance</b> 06/03/10	<b>Replaces</b> Iss 11; Aug 08
----------------------	---	-------------------------------	-----------------------------------

The purpose of Signals Passed At Danger and Signal Reversions, is in accordance with the requirements applicable to an Infrastructure Manager in Railway Group Standard GO/RT3252, to provide a consistent and structured process for the immediate actions required in dealing with a Category A, B, C or D SPAD, gathering evidence following a SPAD incident and subsequent management of SPAD issues within Network Rail and in conjunction with Railway Undertakings. Signal reversions not resulting in Category B SPADs are also covered. Signals Passed At Danger and Signal Reversions shall be supplemented by detailed functional procedures.

Price: C

<b>NR/L1/OPS/290</b>	<b>Network Rail Business Continuity Management</b> Issue 1; Jun 17	<b>Compliance</b> 02/09/17	<b>Replaces</b> New at Issue 104
----------------------	---	-------------------------------	-------------------------------------

This document outlines the mandated requirements for the management of Business Continuity within Network Rail. It provides an overview of the Business Continuity Management (BCM) processes and procedures in place and what is required to satisfy corporate governance requirements. This policy is in place as part of the Business Continuity Management Framework (BCMF).

Price: C

## Level 2

<b>NR/L2/OPS/015</b>	<b>Working of Passenger Trains Over Non-Passenger Lines</b> Issue 1; Dec 08	<b>Compliance</b> 01/12/08	<b>Replaces</b> GO/RT3201
----------------------	--	-------------------------------	------------------------------

The purpose of this Company Standard is to detail the arrangements to be put in place by Network Rail Routes for safe working of passenger trains over non-passenger lines.

Price: B

<b>NR/L2/OPS/021</b>	<b>Weather – Managing the Operational Risks</b> Issue 7; Sep 17	<b>Compliance</b> 02/12/17	<b>Replaces</b> NR/L2/OCS/021 Iss 6; Mar 16
----------------------	---	-------------------------------	--

The Railway Operational Code outlines the industry requirements to:

- sustain the operation of train services on the network in accordance with the working timetable;
- restore operations following a disruption in accordance with the working timetable, taking into account
  1. the interests of safety and security
  2. the needs of passengers and freight customers
  3. the efficient and economical operation of the network and of trains operating on it.

Price: D

<b>NR/L2/OPS/033</b>	<b>Radio Communications for the Control Of Trains (Including On Track Machines and On- Track Plant) in Possessions</b> Issue 2; Mar 09	<b>Compliance</b> 06/06/09	<b>Replaces</b> NR/L2/OPS/033 Iss 1; Dec 08
----------------------	---	-------------------------------	--

This protocol describes the arrangement that shall be in place for radio communication between drivers, On Track Plant (OTP) operators and those in control of train movement within an Engineering Supervisor's worksite when specified as an output of the work planning process that radios are to be used.

Price: B

<b>NR/L2/OPS/034</b>	<b>Management of Rule Book Change</b> Issue 2; Jun 17	<b>Compliance</b> 02/09/17	<b>Replaces</b> NR/L2/OPS/034 Iss 1; Dec 09
----------------------	---	-------------------------------	--

This business process provides a framework for Network Rail to review proposed changes and additions to the GE/RT8000 Rule Book prior to validation at the RSSB Traffic Operations Management Standards Committee.

Price: B

<b>NR/L2/OPS/035</b>	<b>Dissemination of Urgent Operating Advice</b> Issue 4; Aug 08	<b>Compliance</b> 26/08/08	<b>Replaces</b> NR/L2/OPS/035 Iss 3; Apr 07
----------------------	---	-------------------------------	--

This documents how Network Rail shall initiate or receive urgent operating advices and how these shall be distributed.

Price: C

<b>NR/L2/OPS/037</b>	<b>Management of Spoken Safety Communication</b> Issue 2; Dec 07	<b>Compliance</b> 01/12/07	<b>Replaces</b> RT/LS/P/037 Iss 1; Oct 01
----------------------	---	-------------------------------	--

This document details Network Rail's arrangements for the management of spoken safety communications.

Price: B

<b>NR/L2/OPS/060</b>	<b>The Management of Heat Related Emergency Restrictions of Speed Resulting from High Air Temperatures</b> Issue 3; Mar 10	<b>Compliance</b> 06/03/10	<b>Replaces</b> NR/L2/OPS/060 Iss 2; Aug 08
----------------------	--	-------------------------------	--

The purpose of this document is to set the procedure for the management of heat related Emergency Speed Restrictions (ESR) resulting from a forecast of Hot Weather. The purpose of the standard is to maintain operational safety yet reduce the performance impact of unnecessary heat related blanket ESR. the procedure supports NR/CS/OPS/021.

Price: C

<b>NR/L2/OPS/100</b>	<b>Provision, Risk Assessment and Review of Level Crossings</b> Issue 2; Jun 08	<b>Compliance</b> 26/08/08	<b>Replaces</b> NR/SP/OPS/100 Iss 1; Dec 06
----------------------	--	-------------------------------	--

This document sets out the requirements that must be complied with for Network Rail to have a robust and consistent process for determining the safety requirements for new level crossings, and the risk assessment and management processes that shall apply to both new and existing level crossings.

Price: C

<b>NR/L2/OPS/101</b>	<b>Temporary Vehicular Level Crossings and Temporary Increased use of Existing Level Crossings</b> Issue 3; Mar 10	<b>Compliance</b> 06/03/10	<b>Replaces</b> NR/L2/OPS/101 Iss 2; Jun 08
----------------------	--	-------------------------------	--

The purpose of this standard is to set out the protection requirements and safety precautions applicable to the provision of temporary vehicular level crossings and temporary special use of existing private vehicular crossings. It sets out the process for authorisation of the temporary use and of the protection arrangements.

Price: C

<b>NR/L2/OPS/104</b>	<b>Planning and Control of Steam Locomotive Operation</b> Issue 1; Oct 07	<b>Compliance</b> 06/10/07	<b>Replaces</b> RT/D/S/009 Iss 3 RT/D/C/087 Iss 1
----------------------	--	-------------------------------	---

This standard has been created to enable Network Rail functions to correctly plan for steam locomotive/train operation on Network Rail Managed Infrastructure.

Price: C

<b>NR/L2/OPS/110</b>	<b>Requirements for the Weekly Operating Notice, Periodical Operating Notice and Local Operating Instructions (incl. Sectional Appendix)</b> Issue 3; Dec 16	<b>Compliance</b> 04/03/17	<b>Replaces</b> NR/L2/OPS/110 Iss 2; Jun 08
----------------------	--	-------------------------------	--

This document mandates requirements for the production of information related to engineering work, alterations to track and signalling arrangements, and Local Operating Instructions.

Price: B

<b>NR/L2/OPS/202</b>	<b>Principles, Timescales and Functional Responsibilities for Engineering Work, Access and Heavy Resource Planning</b> Issue 7; Jun 17	<b>Compliance</b> 02/09/17	<b>Replaces</b> NR/L2/NDS/202 Iss 6; Mar 12
----------------------	---	-------------------------------	--

This business process defines the business planning process that enables engineering access to Network Rail Managed Infrastructure to undertake inspection, maintenance, renewal and enhancement of the network in compliance with the Network Code and with the objective of controlling the safety and business risks associated with arrangements for engineering access.

Price: D

<b>NR/L2/OPS/250</b>	<b>Network Rail National Emergency Plan</b> Issue 7; Mar 19	<b>Compliance</b> 02/03/19	<b>Replaces</b> NR/L2/OCS/250 Iss 6; Mar 16
----------------------	---	-------------------------------	--

This document describes the arrangements in place to provide an effective response to accidents, incidents and other emergencies on or affecting Network Rail controlled infrastructure across Great Britain. It describes the responsibilities of Network Rail, and it also outlines the responsibilities of passenger / freight operating companies and other interfacing organisations in relation to this plan. It is intended to implement the requirements of the Railway Group and Network Rail Company Standards and other applicable codes and legislation.

Price: E

<b>NR/L2/OPS/254</b>	<b>Manual for the Principles of Operational Simulation</b> Issue 1; Dec 17	<b>Compliance</b> 03/03/18	<b>Replaces</b> New at issue 106
----------------------	---	-------------------------------	-------------------------------------

This business process states the principal requirements for operational simulation to test the operability of systems, deliver training and manage ongoing competence. The document provides a framework that matches levels of simulation to the delivery of operational competence outcomes. The document provides clarity on the level of simulation required to provide competent staff and reduce the risk of operational errors in safety critical roles.

Price: C Standard only; Complete, D See below for details of modules and individual pricing

NR/L2/OPS/254/	Title	Issue	Issue Date	Price
01	Signalling Simulation Operational Specification	1	Dec 2017	C

<b>NR/L2/OPS/290</b>	<b>Business Continuity Management</b> Issue 1; Mar 18	<b>Compliance</b> 01/09/18	<b>Replaces</b> New at issue 107
----------------------	---	-------------------------------	-------------------------------------

This standard is aligned to BS ISO 22301:2012 and BS EN ISO 22313:2014, and sets out a principles-based approach for effective BCM to enable:

- The effective and consistent identification of organisational priorities, asset criticality, and the risks they face;
- Appropriate strategies and plans to be developed to manage disruption and restoration of services within the organisation's risk appetite;
- The effective governance and assurance of BCM, and consideration of BCM in the wider management and strategy decisions of Network Rail.

Price: C

### Level 3

<b>NR/L3/OPS/002</b>	<b>Driving Cab Passes</b> Issue 8; Mar 19	<b>Compliance</b> 02/03/19	<b>Replaces</b> NR/L3/OPS/002 Iss 7; Sep 18
----------------------	---	-------------------------------	--

This document allows Network Rail employees and its contract employees to conduct safe and efficient inspections of Network Rail managed infrastructure from the driving cab of a train. It also enables Network Rail to meet its cab access control obligations under Department for Transport security instructions and the obligations towards train operator duty holders who are responsible for the safety critical driving cab environment.

Price: D  Additional Excel Content Available: Phone

<b>NR/L3/OPS/009</b>	<b>Track Circuit Operating Device (T-COD) Identification of Locations for use</b> Issue 3; Aug 08	<b>Compliance</b> 26/08/08	<b>Replaces</b> RT/LS/P/009 Iss 2; Apr 99
----------------------	---	-------------------------------	--

The purpose of Track Circuit Operating Device (T-COD) identification of locations for use is to specify the issues to be considered by Network Rail Routes when determining where T-COD may be applied in order to comply with the Rule Book.

Price: B

<b>NR/L3/OPS/045</b>	<b>National Operating Procedures Index</b> Issue 6; Mar 19	<b>Compliance</b> 01/06/19	<b>Replaces</b> NR/L3/OPS/045 Iss 5; Sep 18
----------------------	--	-------------------------------	--

This standard provides an index of the National Operating Procedures (NOPs) manual which contains a mandatory and unified suite of procedures for all Network Rail with operational responsibilities.

Price: C Standard only; Complete, Phone See below for details of modules and individual pricing

NR/L3/OPS/045	Title	Issue	Issue Date	Price
<b>Section 1</b>	<b>Location Management &amp; Self-Assurance</b>			
1.01	Quarterly Health, Safety & Welfare Inspections of Staffed Operational Locations	1	Sep 2017	C
1.02	Self-Assurance	2	Jun 2018	A
<b>Section 2</b>	<b>People, Training &amp; Competence</b>			
2.01	Quality Assurance in Operational Competence	2	Jun 2018	C
2.02	Controller Competence Assessment Process	2	Jun 2018	D
2.03	Electrical Control Operator Competence and Assessment Framework	3	Jun 2018	D
2.05	Train Dispatch Competence – Assessment Process	2	Jun 2018	D
2.06	Competence Standard and Assessment Framework for Operating Signalling Equipment	2	Jun 2018	D
2.07	Level Crossing Manager Competence Framework	1	Sep 2017	C
2.11	Safety Critical Work	1	Sep 2017	A
2.12	Operational Development Day and Safety Briefings	1	Sep 2017	A

NR/L3/OPS/045	Title	Issue	Issue Date	Price
2.13	Control of Excessive Working Hours for Persons Undertaking Safety Critical Work	2	Jun 2018	C
2.14	Additional Monitoring of Employees and Support Procedure	1	Sep 2017	B
2.15	Mandatory and Additional Visits to Employees at Operating Locations	2	Jun 2018	C
2.16	Monitoring the Quality Of Spoken Communications	2	Jun 2018	C
2.17	Signalling Location Training Plans	1	Sep 2017	C
2.18	Manual Signalling Level Force Management	2	Sep 2018	D ‡
2.19	Customer Service Assistance Competence Assessment Process	1	Jun 2018	D
<b>Section 3</b>	<b>System Operations</b>			
3.01	Level Crossings – Keeping a Record of Telephone Calls	1	Sep 2017	B
3.02	Preparation and Distribution of Local Instructions	2	Jun 2018	B
3.03	Preparation and Distribution of Blocked to Electric Trains (BTET) Instructions	1	Sep 2017	C
3.04	Signalling and Permanent Way Alterations Preparation of Supplementary Signalling Notices	1	Sep 2017	B
3.05	Radio Communication Failures	1	Sep 2017	C
3.06	Dynamic Risk Assessment Process	1	Sep 2017	B
3.07	Signalling System Failures, Lineside Safety Equipment Failures, Track Defects and Receiving and Responding to RT3185 Forms	2	Jun 2018	C
3.08	Risk Assessing Level Crossings	1	Sep 2017	C
3.09	Level Crossing Administration	1	Sep 2017	B
3.10	Isolations, Loss of Power or Damage to Third Rail Equipment	1	Sep 2017	A
3.11	Electrical Isolations AC (OLE)	2	Jun 2018	B
3.12	Wrong Routing Incidents	1	Sep 2017	A
3.13	Assistance for Disabled, Stranded and Failed Trains (Railway Operational Code)	1	Sep 2017	B
3.14	Station Stopping Incidents	1	Sep 2017	A
3.15	Defective On-Train Equipment	1	Sep 2017	A
3.16	Train Door Incidents	1	Sep 2017	A
3.17	Weather Arrangements	1	Sep 2017	D ‡
3.18	Operation and Control of Heritage Trains	1	Sep 2017	C
3.19	Speed Restrictions	2	Jun 2018	B
3.20	New / Late Change To Planned Possessions & Communications Protocol	1	Sep 2017	B
3.21	Asset Monitoring Systems Wheel Impact Load Detector (WILD) and Hot Axle Box Detector (HABD)	1	Sep 2017	C
3.22	Response to Remote Condition Monitoring Alarms	1	Sep 2017	A
3.23	Train Service Management	1	Sep 2017	B
3.24	RIS-3350-TOM – Urgent Operating Advice and RIS-8250-RST – Safety Related Defect Reports	1	Sep 2017	A
3.25	Additional Track Access (VSTP)	2	Jun 2018	C
3.26	Management of Freight Services During Disruption	1	Sep 2017	B
3.27	Briefing of Immediately Transferable Lessons From Serious Operational Incidents	1	Sep 2017	A
3.28	Monitoring of Radio Electronic Token Block (RETB)	1	Sep 2017	B
3.29	Ground Frame Local Instructions	1	Sep 2017	A
3.30	Detailed Assessment for Determining Suitability of Single Lines for Modified Working and Authorising the Use of Modified Working	2	Jun 2018	C ‡
3.31	Permissive Platform Working	1	Sep 2017	B ‡
3.32	Temporary Block Working (TBW)	1	Sep 2017	A
3.33	Authorising Trains to Coast with Pantographs Lowered	1	Sep 2017	A
3.34	Bridge Strikes from Road Vehicles and Waterborne Vessels	1	Sep 2017	C
3.35	Managing the Files and Investigation of Signals Passed at Danger (SPAD) Events	1	Sep 2017	B
3.36	Signals Passed at Danger (SPAD) or Signals Passed at RED (SPAR)	1	Sep 2017	C
<b>Section 4</b>	<b>Incident Management &amp; Security</b>			
4.01	Evacuation and Security Management of Signalling Locations, Controls, Stations and Trains	3	Mar 2019	C
4.02	Preparation and Distribution of Emergency Plans	2	Jun 2018	D
4.03	Emergency Arrangements	1	Sep 2017	A
4.04	Incident Management – Initial Advice and Guidance	1	Sep 2017	D
4.05	Management of Infrastructure Incidents	1	Sep 2017	A
4.06	Station Overcrowding and Special Events	1	Sep 2017	A
4.07	Taking Samples of Railhead Contamination	1	Sep 2017	C
4.08	Reporting of Dangerous Goods Events	1	Sep 2017	A
4.09	Fires	1	Sep 2017	A
4.10	Emergency Services Personnel On or Near the Line	2	Jun 2018	B
4.11	Reporting and Risk Assessing Railway Crime	1	Sep 2017	C
4.12	Gas Escapes and Gas Emergencies	1	Sep 2017	A
4.13	Air Traffic Incidents	1	Sep 2017	A
4.14	Control of Environmental Incident Procedures	2	Dec 2017	B
4.15	Managing Stranded Trains and Train Evacuation	2	Jun 2018	B

NR/L3/OPS/045	Title	Issue	Issue Date	Price
4.16	Person Struck by Train and Fatality Management	2	Jun 2018	A
4.17	Security and Storage of Detonators	1	Sep 2017	B
4.18	Management of Station Security and Crime	2	Jun 2018	B
4.19	Station Security and Event Plans	3	Mar 2019	A
<b>Section 5</b>	<b>Station Operations</b>			
5.01	Planned General Inspections and Management of Faults and Defects	1	Sep 2017	C
5.02	Management of Escalators, Lifts and Other Station Equipment	1	Sep 2017	B
5.03	Management of Station Vehicles and Other Plant	1	Sep 2017	D
5.04	Management of Station Works	1	Sep 2017	D
5.05	Management of Access and Restricted Areas	1	Sep 2017	B
5.06	Management of the Operational Railway Interface	1	Sep 2017	B
5.07	Management of Filming, Photography, Exhibition Sites, Promotions and Charities	1	Sep 2017	B
5.08	Management of Retail Activities	1	Sep 2017	A
5.09	Management of Station Safety Briefing	1	Sep 2017	C
5.10	Management of Environmental Arrangements	1	Sep 2017	C
5.11	Management of Adverse Weather at Stations	1	Sep 2017	A
5.12	Management of Risk and Change	1	Sep 2017	B

‡ =  Additional Excel Content Available: Phone

<b>NR/L3/OPS/084</b>	<b>Line Clear Arrangements Following Engineering Works in Axle Counter Areas – Line Clear Verification Process</b> (formerly NR/L3/OCS/084) Issue 4; Sep 18	<b>Compliance</b> 01/12/18	<b>Replaces</b> NR/L3/OCS/084 Iss 3; Dec 11
----------------------	--	-------------------------------	--

This document describes the Line Clear Verification Process (LCV) process. The LCV process is able to support the safe interim and final handback of a possession by providing a means of assessing that the line is clear in addition to conventional line clear procedures (as defined in GE/RT8000 or NR/OPS/NOI).

Price: D

<b>NR/L3/OPS/111</b>	<b>Weekly Operating Notice - Format and Content</b> Issue 4; Dec 16	<b>Compliance</b> 04/03/17	<b>Replaces</b> NR/L3/OCS/111 Iss 3; Mar 11
----------------------	---	-------------------------------	--

To mandate how Network Rail shall manage the format, content and production of the Weekly Operating Notice (WON) to give consistency.

Price: C

<b>NR/L3/OPS/251</b>	<b>Unmanned Aircraft System (Drone/UAV) Operations - Managing the Operational Risk</b> Issue 2; Mar 19	<b>Compliance</b> 02/03/19	<b>Replaces</b> NR/L2/OPS/251 Iss 1; Dec 16 NR/L2/OPS/251/1.1 Iss 1
----------------------	--	-------------------------------	---

This work instruction sets out:

- the operating arrangements for in-house trained Drone Pilots, Framework Drone Pilots and Drone Pilots operating on behalf of lineside neighbours
- mitigates the risk of uncontrolled operation of Small Unmanned Aircraft (SUA / Drones) being operated near, on or over Network Rail infrastructure, as these may result in:
  - damage to overhead lines and electrical wires;
  - distractions for train drivers; and
  - system failure resulting in injury or derailment.

Price: C

<b>NR/L3/OPS/303</b>	<b>Possession of the Line for Engineering Work Delivery Requirements</b> Issue 4; Jun 17	<b>Compliance</b> 02/09/17	<b>Replaces</b> NR/L3/NDS/303 Iss 3; Jun 10
----------------------	--	-------------------------------	--

The purpose of this work instruction is (in conjunction with GE/RT8000/T3 Possession of the line for engineering work and associated Handbooks), to inform Network Rail staff and applicable support services contractors the responsibilities and delivery requirements associated with taking a possession of the line for engineering work. The work instruction reduces the potential for conflict between possessions and the operational railway during engineering work.

Price: D

### Guidance Notes

<b>NR/GN/OPS/005</b>	<b>Control and Testing with Rolling Stock Using Special Operating Instructions</b> Issue 2; Jun 09	<b>Replaces</b> RT/LS/C/005 Iss 1; Aug 02
----------------------	---	--

This document provides guidance for controlling, so far as is reasonably practicable, the hazards and risks arising from the testing using rolling stock without taking an absolute possession of the line in accordance with the Rule Book Module T3.

Price: C

## 4.18 RAIL MOUNTED VEHICLE &amp; PLANT

## Specifications (including Procedures)

<b>RT/E/S/40017</b>	<b>Core Maintenance Specification for Powered Scrubber/ Sweeper</b> Issue 1; Feb 1996	<b>Replaces</b>
---------------------	--	-----------------

This is a generalised maintenance specification for powered scrubbers/sweepers.

Price: C

## Product Specifications

<b>RT/E/PS/00016</b>	<b>Lineside Hot Axle Bearing Detectors</b> Issue 1; Oct 02	<b>Replaces</b>
----------------------	--	-----------------

This product specification states the technical requirements for hot axle bearing detector systems to be installed on Network Rail's operational infrastructure. Their purpose is to observe the rolling stock and identify and provide warning of an overheating axle bearing.

Price: C

## Level 1

<b>NR/L1/RMVP/0001</b>	<b>Plant and Traction and Rolling Stock (T&amp;RS) Policy</b> Issue 4; Sep 17	<b>Compliance</b> 02/10/17	<b>Replaces</b> NR/L1/RMVP/0001 Iss 3; Jun 12
------------------------	--	-------------------------------	--

The implementation of this policy ensures Network Rail assets are properly managed to mitigate the following risks:

- Non Compliance with current legislation and regulatory requirements; and the
- Operational safety risks on Network Rail Managed Infrastructure.

Price: D

## Level 2

<b>NR/L2/RMVP/0001</b>	<b>Design, Acquisition and Engineering Change for Rail Vehicles and On-track Plant</b> Issue 3; Jun 17	<b>Compliance</b> 02/09/17	<b>Replaces</b> NR/L2/RVE/0001 Iss 2; Jun 11
------------------------	--	-------------------------------	---

The implementation of this standard helps to mitigate the following risks:

- ordering or hiring in of vehicles or supply of safety critical products and services as defined in L1/RMVP/0001 that are not fit for purpose;
- engineering change on rail vehicles not properly managed; and
- inability to get NoBo/DeBo/AB/PAB approval of new vehicles or vehicle upgrades.

Price: D

<b>NR/L2/RMVP/0002</b>	<b>Operation and Use of Rail Vehicles and On-track Plant</b> Issue 2; Jun 17	<b>Compliance</b> 02/09/17	<b>Replaces</b> NR/L2/RVE/0002 Iss 1; Dec 10
------------------------	---	-------------------------------	---

The implementation of this standard helps to mitigate the following risks:

- dangerous use of Network Rail owned or hired in vehicles due to incorrect work planning;
- operation of rail vehicles without the correct documentation in place; and
- lack of accident management process in place for rail vehicle accidents.

Price: D

<b>NR/L2/RMVP/0090</b>	<b>Management of Maintenance for Traction and Rolling Stock, On Track Machines and On Track Plant</b> Issue 3; Jun 12	<b>Compliance</b> 02/06/12	<b>Replaces</b> NR/L2/RMVP/0090 Iss 2; Sep 11
------------------------	---	-------------------------------	--

This Standard defines the engineering and management control requirements for the maintenance of all Traction and Rolling Stock (T&RS), On Track Machines (OTM) and On Track Plant (OTP) and associated equipment owned by Network Rail for use on Network Rail Managed Infrastructure

Price: D

<b>NR/L2/RMVP/0131</b>	<b>Design and Installation of Fuelling, Lubrication Oil and Coolant Storage and Delivery Systems</b> Issue 1; Dec 09	<b>Compliance</b> 06/03/10	<b>Replaces</b> New at Issue 74
------------------------	--	-------------------------------	------------------------------------

This standard defines the technical requirement for the Design and Installation of Fuelling, Lub oil and Coolant Storage and Delivery Systems to ensure the equipment achieves its intended design life and maintains the required levels of availability and reliability.

Price: D

<b>NR/L2/RMVP/0139</b>	<b>Design and Installation of Traversers</b> Issue 1; Dec 09	<b>Compliance</b> 06/03/10	<b>Replaces</b> New at Issue 74
------------------------	--	-------------------------------	------------------------------------

This standard defines the technical requirements for the Design and Installation of Traversers to ensure the equipment achieves its intended design life and maintains the required levels of availability and reliability.

Price: C

**NR/L2/RMVP/0140**    **Design and Installation of Turntables** Issue 1; Dec 09

**Compliance**  
06/03/10

**Replaces**  
New at Issue 74

This standard defines the technical requirements for the Design and installation of Turntables to ensure the equipment achieves its intended design life and maintains the required levels of availability and reliability.

Price: C

**NR/L2/RMVP/0142**    **Refurbishment of Underfloor Wheel Lathes** Issue 1; Dec 09

**Compliance**  
06/03/10

**Replaces**  
New at Issue 74

This standard defines the technical requirements for undertaking refurbishment of fixed underfloor wheel lathes to ensure the equipment achieves its intended design life and maintains the required levels of availability and reliability.

Price: D

**NR/L2/RMVP/0172**    **Management of the Control and Calibration of Inspection, Measuring and Test Equipment** Issue 2; Sep 11

**Compliance**  
03/12/11

**Replaces**  
NR/L2/RMVP/0172 Iss 1; Mar 11

This standard provides for the control and calibration of inspection, measuring and test equipment (IMTE) and specific tools. Examples of IMTE and specific tools are:

- Track level gauges
- Signalling measuring instruments
- Electrification & Plant height and stagger gauges
- Torque wrenches

Price: D

**NR/L2/RMVP/0200**    **Infrastructure Plant Manual** Issue 10; Dec 18

**Compliance**  
02/03/19

**Replaces**  
NR/PLANT/0200 Iss 9; Jun 17

This manual details requirements and guidance when using plant for the installation, renewal and maintenance of Network Rail's Managed Infrastructure.

Price: D Standard only; Complete, Phone

 Additional Excel Content Available: Phone

See below for details of modules and individual pricing

NR/L2/RMVP/0200/	Module Title	Issue	Issue Date	Price
P100	Reporting and Investigation of Plant Related Events	3	Dec 2018	B
P101	Monitoring Plant Activities	3	Dec 2018	B
P102	Hand Arm Vibration Management	3	Dec 2018	C
P300	Plant Approval and Design	4	Dec 2018	C
P301	Road Rail Access Points	3	Dec 2018	C
P500	Competence and Fitness	3	Dec 2018	B
P501	Systems of Work	4	Dec 2018	C
P503	Lifting Operations	4	Dec 2018	D
P505	Safe Working With Plant	3	Dec 2018	C
P506	On-Track Machines	3	Dec 2018	B
P508	Mobile Elevating Work Platforms (MEWPS)	3	Dec 2018	B
P509	Trailers and Attachments	3	Dec 2018	D
P511	Vegetation Management	3	Dec 2018	C
P513	Mobile Plant (Non-Rail Mounted) and Road Vehicles	3	Dec 2018	C
P514	Hand-Controlled Trolleys	4	Dec 2018	C
P515	Portable and Transportable Plant	3	Dec 2018	B
P521	On-Track Plant Operations Scheme	3	Dec 2018	D
P700	Plant Maintenance	3	Dec 2018	D

**NR/L2/RMVP/1332**    **Wheelset and Axle Bearings Manual** Issue 4; Jun 17

**Compliance**  
02/09/17

**Replaces**  
NR/L2/RMVP/1332 Iss 3; Jun 12

The implementation of this standard helps to mitigate the following risks:

- non-compliance with current legislation and regulatory requirements; and
- operational safety risks on Network Rail managed infrastructure.

Price: F

**NR/L2/RMVP/27701**    **Management of Industrial Rail Vehicles** Issue 1; Jun 17

**Compliance**  
31/01/18

**Replaces**  
New at Issue 104

The implementation of this standard helps to mitigate the following risks:

- non-compliance with current legislation and regulatory requirements; and
- operational safety risks on Network Rail managed infrastructure.

Price: C

<b>NR/L2/RVE/0003</b>	<b>Assurance, Performance and Monitoring of Rail Vehicles</b> Issue 1; Dec 10	<b>Compliance</b> 05/03/11	<b>Replaces</b> NR/L1/RVE/0003 Iss 2; Jan 09
-----------------------	--	-------------------------------	---

This company standard describes the engineering technical requirements for the assurance, performance and monitoring of Rail Vehicles and OTP owned by Network Rail.

Price: D

<b>NR/L2/RVE/0130</b>	<b>Design and Installation of Carriage Washing Machines</b> Issue 1; Dec 08	<b>Compliance</b> 01/03/09	<b>Replaces</b> RT/E/C/27031 Iss 1; Dec 04
-----------------------	--	-------------------------------	---

This standard defines the technical requirements for carriage washing machines and shall be referenced when compiling project remits and technical workscopes for renewal and enhancement schemes.

Price: C

<b>NR/L2/RVE/0132</b>	<b>Design and Installation of Cranes</b> Issue 1; Dec 08	<b>Compliance</b> 01/03/09	<b>Replaces</b> New at Issue 70
-----------------------	--	-------------------------------	------------------------------------

This specification defines the technical requirements to be considered when procuring new fixed cranes. This document shall be referenced when producing project remits and technical workscopes for the installation of cranes. It all also defines the information to be supplied to crane manufacturers when undertaking the procurement.

Price: D

<b>NR/L2/RVE/0133</b>	<b>Design and Installation of Underfloor Wheel Lathes</b> Issue 1; Dec 08	<b>Compliance</b> 01/03/09	<b>Replaces</b> New at Issue 70
-----------------------	--	-------------------------------	------------------------------------

This specification lays down the technical requirements for the design and installation of underfloor wheel lathes used for the reprofiling of wheelsets whether attached to the rolling stock or individually. The standard shall be referenced whilst compiling project remits and technical workscopes for underfloor wheel lathe projects

Price: C

<b>NR/L2/RVE/0134</b>	<b>Shunting Vehicles for use with Underfloor Wheel Lathe Facilities</b> Issue 1; Dec 08	<b>Compliance</b> 01/03/09	<b>Replaces</b> New at Issue 70
-----------------------	---	-------------------------------	------------------------------------

This standard defines the technical requirements for battery operated shunting vehicles whether they be permanently mounted on the rail or road/ rail vehicles. The shunting vehicles are to be used solely for the haulage of rolling stock over fixed underfloor wheel lathes and are a replacement for capstan winch systems that have been used historically.

Price: C

<b>NR/L2/RVE/0135</b>	<b>Mobile Wheel Reprofiling Machines</b> Issue 1; Dec 08	<b>Compliance</b> 01/03/09	<b>Replaces</b> New at Issue 70
-----------------------	--	-------------------------------	------------------------------------

This standard details the technical requirements for mobile wheel reprofiling machines and shall be referenced when compiling project remits and technical workscopes for the procurement of mobile wheel lathes. Mobile wheel lathes will be used as an alternative resource for tyre turning at Light Maintenance Depots whilst fixed underfloor wheel lathes are undergoing major overhaul or renewal.

Price: C

<b>NR/L2/RVE/0136</b>	<b>Vehicle Lifting Jacks</b> Issue 1; Dec 08	<b>Compliance</b> 01/03/09	<b>Replaces</b> New at Issue 70
-----------------------	--	-------------------------------	------------------------------------

To define the technical requirements for electrically operated screw driven lifting jacks used to lift rail vehicles. This standard shall be referenced whilst compiling project remits and technical workscopes for the procurement of new rail vehicle lifting jacks.

Price: D

<b>NR/L2/RVE/01327</b>	<b>Depot Facilities</b> Issue 1; Jun 08	<b>Compliance</b> 01/09/08	<b>Replaces</b> New at Issue 68
------------------------	---	-------------------------------	------------------------------------

This Company Standard defines the minimum engineering requirements for facilities used for the servicing and maintenance of rail vehicles which are owned, hired or leased by Network Rail, where Network Rail has engineering responsibility.

Price: D

<b>NR/L2/RVE/1350</b>	<b>Control of Rail Vehicle Testing</b> Issue 1; Dec 08	<b>Compliance</b> 01/09/08	<b>Replaces</b> New at Issue 70
-----------------------	--	-------------------------------	------------------------------------

This standard defines the requirement for the planning and control of risks during on-track testing involving any vehicle from Network Rail fleet of rail vehicles, or any rail vehicle on behalf of other Railway Undertakings excluding routine testing which does not require a physical change to the vehicle, or is deemed part of the normal operational or maintenance regime of the vehicle.

Price: C

## Level 3

NR/L3/RMVP/0201 Calibration Work Instruction Manual Issue 2; Sep 11

Compliance  
03/12/11Replaces  
NR/L3/MTC/ME0201  
Iss 1; Mar 11

This standard provides the index and version control of Calibration Work Instructions for the internal calibration and comparison checking of Inspection, Measuring and Test Equipment (IMTE).

Price: B Standard only, Complete, Phone

See below for details of modules and individual pricing

NR/L3/MTC/ME201/	Title	Issue	Issue Date	Price
CAL087	Calibration of Statimeter Dynamometers	1	Jun 08	A
CAL090	Calibration of Magnetic Strength & Polarity Meter Co/Man/130	1	Jun 08	A
CAL210	Calibration and Test Section of Calibration of Optical Height and Stagger Gauges	1	Jun 08	A
CAL223	Calibration of Megger BM8/2 Insulation Tester	1	Jun 08	A
CAL224	Calibration of Metrohm 9A Insulation and Continuity Testers	1	Jun 08	A
CAL225	Calibration of Megger CBT2 RCD Tester	1	Jun 08	A
CAL226	Calibration of Torque Wrench	1	Jun 08	A
CAL227	Calibration of OHLE Structure to Rail Bond Tester	1	Jun 08	A
CAL228	Calibration of Megger Pat 2 Portable Appliance Tester	1	Jun 08	A
CAL230	Calibration of Edgcombe 11kv Live Conductor Tester	1	Jun 08	A
CAL231	Calibration of Robin Digital RCD Tester	1	Jun 08	A
CAL232	Calibration of Clare High Current Ohmmeter	1	Jun 08	A
CAL233	Calibration of Megger WM4/3 and Series 3 Insulation and Continuity Tester	1	Jun 08	A
CAL234	Calibration of Megger ET3 and ET3/2 Earth Testers	1	Jun 08	A
CAL235	Calibration of W&G Digital Level Meter Type Pmp20	1	Jun 08	A
CAL236	Calibration of DC Ammeter/Mv Range 0 – 3000A / 75mv	1	Jun 08	A
CAL237	Calibration on Megger Circuit Testing OHM Meter 0 – 3/30 OHMS	1	Jun 08	A
CAL238	Calibration of Edgcombe 33kv Live Conductor Tester	1	Jun 08	A
CAL239	Calibration of Secondary Current Injection Test Set - Instruments Only	1	Jun 08	A
CAL241	Calibration of Megger BM14 - 2.5kv/5kv Insulation Tester	1	Jun 08	A
CAL242	Calibration of Beckman Digital Capacitance Meter	1	Jun 08	A
CAL243	Calibration of Eurotherm Millivolt Source	1	Jun 08	A
CAL244	Calibration of Comark Digital Thermometers	1	Jun 08	A
CAL245	Calibration of Kane-May Digital Thermometers	1	Jun 08	A
CAL246	Calibration of Metrohm Digital Insulation and Continuity Tester	1	Jun 08	A
CAL247	Calibration of Biccotest 40KV D.C. Test Set	1	Jun 08	A
CAL248	Calibration of Temperature Test Sets	1	Jun 08	A
CAL249	Calibration of GEC Precision D.C. Voltmeter 0 – 1500V	1	Jun 08	A
CAL250	Calibration of Megger BM7 – 500 Insulation and Continuity Tester	1	Jun 08	A
CAL251	Calibration of Megger BM6 Insulation and Continuity Tester	1	Jun 08	A
CAL252	Calibration of Kane-May 3003 Digital Thermometers	1	Jun 08	A
CAL253	Calibration of Weir 6 Inch D.C. Voltmeter 0 – 50V	1	Jun 08	A
CAL254	Calibration of Weir 6 Inch D.C. Ammeter - Mv Meter Range 200A - 150mv	1	Jun 08	A
CAL255	Calibration of Weir 6 Inch D.C. Ammeter with Internal Shunt 0 – 150A - 100mv Movement	1	Jun 08	A
CAL256	Calibration of Elliott D.C. Portable Ammeter 1000A-75mv and Shunt	1	Jun 08	A
CAL257	Calibration of Hatfield L.M.S. Type 1008A	1	Jun 08	A
CAL258	Calibration of Megger MJ4-2 Insulation and Continuity Tester	1	Jun 08	A
CAL259	Calibration of Megger Series 4 Insulation and Continuity Tester	1	Jun 08	A
CAL260	Calibration of Kane-May 451 Digital Thermometers	1	Jun 08	A
CAL261	Calibration of Kent Moore Four Probe Digital Thermometer	1	Jun 08	A
CAL262	Calibration of Norbar Torque Wrench	1	Jun 08	A
CAL263	Calibration of GTRM 25kv Overhead Live Line Tester	1	Jun 08	A
CAL264	Calibration of Ferranti Rail Type Multirange Clip-On Ammeter 0 to 500 A.A.C.	1	Jun 08	A
CAL265	Calibration of Optical Height and Stagger Gauge	1	Jun 08	A
CAL266	Calibration of Amprobe A.C. Clampmeter	1	Jun 08	A
CAL267	Calibration of D.C. Ammeter - Mv Range 0–5000A - 83–3mv	1	Jun 08	A
CAL268	Calibration of Megger D201 Ducter Digital Ohm Meter (20 Ohm)	1	Jun 08	A
CAL269	Calibration of Kane-May Dependatherm Analogue Thermometer Type MRC - 2	1	Jun 08	A
CAL270	Calibration of B.E.H.A. Digital Thermometer	1	Jun 08	A
CAL271	Calibration of Metertech Digital Capacitance Meter	1	Jun 08	A
CAL272	Calibration of Weir 6 Inch Analogue D.C. Ammeter 0 – 10 Amp	1	Jun 08	A
CAL273	Calibration of Shunts	1	Jun 08	A
CAL274	Calibration of Megger D007 Analogue Ducter Ohm Meter	1	Jun 08	A
CAL275	Calibration of Kane-May 3000 Digital Thermometer	1	Jun 08	A

## 4.18 RAIL MOUNTED VEHICLE & PLANT

**RMVP (RVE)**  
**Level 3**

NR/L3/MTC/ME201/	Title	Issue	Issue Date	Price
CAL276	Calibration of Ferranti Panel Mounted Meter 0 – 100ma - 50Hz	1	Jun 08	A
CAL277	Calibration of Ferranti Panel Mounted Meter 0 – 10 - 40kv 50 Hz - Fitted to Glove Test Set	1	Jun 08	A
CAL278	Calibration of R.S. Digital Thermometers	1	Jun 08	A
CAL279	Calibration of Megger D201 Ducter Digital OHM Meter - 0 – 60 Ohms	1	Jun 08	A
CAL281	Calibration of Kane-May 450S Digital Thermometers	1	Jun 08	A
CAL282	Calibration of Vixen Digital Thermometers	1	Jun 08	A
CAL283	Calibration of BM100 Series Insulation and Continuity Testers	1	Jun 08	A
CAL284	Calibration of Levell TM3A - TM3B A.C. Microvoltmeter	1	Jun 08	A
CAL285	Calibration of Megger PAT 2-2 Portable Appliance Tester	1	Jun 08	A
CAL286	Calibration of Megger BM200 Series Insulation and Continuity Tester.d	1	Jun 08	A
CAL287	Calibration of Megger PAT 101 Portable Appliance Tester	1	Jun 08	A
CAL288	Calibration of Metrohm 16D Series Digital Insulation and Continuity Testers	1	Jun 08	A
CAL289	Calibration of Megger WM5-WM6 Insulation and Continuity Tester	1	Jun 08	A
CAL290	Calibration of Robin 3131 Insulation and Continuity Tester	1	Jun 08	A
CAL291	Calibration of Megger PAT 32 Portable Appliance Tester	1	Jun 08	A
CAL292	Calibration of Metrohm PAT D210 - 2 or Metrotest mpAT - 30 Portable Appliance Tester	1	Jun 08	A
CAL293	Calibration of Megger BM400 Series Insulation and Continuity Tester	1	Jun 08	A
CAL294	Calibration of Robin 3228K Digital Thermometer	1	Jun 08	A
CAL295	Calibration of Megger DET5 - 2D Earth Tester	1	Jun 08	A
CAL297	Calibration of Rhopoint Milliohmmeter Model M210	1	Jun 08	A
CAL298	Calibration of Megger BMD3 Insulation and Continuity Tester	1	Jun 08	A
CAL299	Calibration of Megger BM80 Series Digital Insulation and Continuity Testers	1	Jun 08	A
CAL300	Calibration of Megger MJ10 Insulation and Continuity Tester	1	Jun 08	A
CAL301	Calibration of 0 – 1 Inch and 0 – 25mm External Micrometers	1	Jun 08	A
CAL302	Calibration of Robin Kmp Series Digital PSC Loop Tester	1	Jun 08	A
CAL304	Calibration of Metrohm Digital P-E Loop Testers	1	Jun 08	A
CAL305	Calibration of Metrohm Analogue P-E Loop Tester	1	Jun 08	A
CAL306	Calibration of RS Digital Pocket Thermometer	1	Jun 08	A
CAL307	Calibration of Robin 3131 Insulation & Continuity Tester	1	Jun 08	A
CAL308	Calibration of Megger LT7 Digital Loop Tester	1	Jun 08	A
CAL309	Calibration of Track Circuit Shunt Resistor Box 0 – 11 Ohm	1	Jun 08	A
CAL311	Calibration of a Conductor Rail Test Lamp	1	Jun 08	A

NR/L3/RMVP/0201/	Title	Issue	Issue Date	Price
CAL211	Calibration of Laser Height and Stagger Gauges	1	Sep 11	A
CAL400	Calibration of Track Welder Nibbed Straight Edges	1	Mar 11	A
CAL401	Calibration of Electrode Drying Ovens	1	Mar 11	A
CAL402	Calibration of AC Electromagnets and Permanent Magnets	1	Mar 11	A
CAL403	Calibration of Engineers Squares	1	Mar 11	A
CAL404	Calibration of Metric Feeler Gauges	1	Mar 11	A
CAL405	Calibration of Rail Depth Gauges	1	Mar 11	A
CAL406	Calibration of Starrett Taper Gauges	1	Mar 11	A
CAL407	Calibration of Lawton Tools Combination Gauge and TW(GB) Ltd Cut-Out/200mm Edges	1	Mar 11	A
CAL408	Calibration of Weld Inspection Gauges	1	Mar 11	A
CAL409	Calibration of Rail Depth Gauge Validation Blocks	1	Mar 11	A
CAL410	Calibration of Rail Head Repair Depth Gauges	1	Mar 11	A
CAL411	Calibration of Thermit Preheaters (Propane, Acetylene)	1	Sep 11	A
CAL501	Calibration of Oxy-Fuel Gas Equipment	2	Sep 11	D
CAL601	Calibration of CB87 Ultrasonic Calibration Block	1	Sep 11	A
CAL602	Calibration of CB91 Ultrasonic Calibration Block	1	Sep 11	A
CAL603	Calibration of STD2 Ultrasonic Reference Rail	1	Sep 11	A
CAL604	Calibration of STD3 Ultrasonic Calibration Block	1	Sep 11	A
CAL605	Calibration of Ultrasonic Flaw Detectors	1	Sep 11	B
CAL606	Calibration of Ultrasonic Transducers	1	Sep 11	B
CAL608	Calibration of Sperry RSU-RTS Pump Gauge	1	Sep 11	A
CAL609	Visual Inspection of Ultrasonic Calibration Blocks	1	Sep 11	A
CAL610	Functional Check of Hand Held GPS Receiver	1	Sep 11	B
CAL611	Calibration of Ultrasonic Thickness Meters	1	Sep 11	A

<b>NR/L3/RMVP/1006</b>	<b>Technical Audit Procedure for Plant and Traction and Rolling Stock</b> Issue 2; Jun 18	<b>Compliance</b> 01/09/18	<b>Replaces</b> NR/L3/RVE/1006 Iss 1; Dec 07
------------------------	---	-------------------------------	---

This procedure supports the Network Rail corporate assurance framework requirements specified in NR/L2/ASR/036 and NR/L2/RVE/0003. It is based on the guidance and principles of BS EN ISO 19011.

Price: D

<b>NR/L3/RMVP/40028</b>	<b>Core Maintenance for Traversers</b> Issue 2; Sep 18	<b>Compliance</b> 01/12/18	<b>Replaces</b> RT/E/S/40028 Iss 1; Feb 1996
-------------------------	--	-------------------------------	---

This work instruction describes the minimum requirements for quarterly, twice yearly and annual maintenance routines for traversers. It supports the control; planned, preventative and reactive maintenance – inspect equipment in line with the maintenance plan and repair/replace defective parts or renew equipment. It helps to mitigate the risk; failure of fixed depot plant.

Price: C

<b>NR/L3/RMVP/40031</b>	<b>Core Maintenance for Wheel/Bogie Drops</b> Issue 2; Sep 18	<b>Compliance</b> 01/12/18	<b>Replaces</b> RT/E/S/40031 Iss 1; Feb 1996
-------------------------	---	-------------------------------	---

This work instruction describes minimum requirements for the quarterly, twice yearly and annual maintenance routines for wheel/bogie drops. It supports the control: planned, preventative and reactive maintenance – inspect equipment in line with the maintenance plan and repair/replace defective parts or renew equipment. It helps to mitigate the risk of failure of fixed depot plant.

Price: C

<b>NR/L3/RMVP/40035</b>	<b>Rail Vehicle Welding</b> Issue 1; Mar 19	<b>Compliance</b> 01/06/19	<b>Replaces</b> New at Issue 111
-------------------------	---	-------------------------------	-------------------------------------

This document defines the minimum requirements to manage and conduct welding activities on rail vehicles to maintain the required safety, quality and suitability of the weld. Also, through these controls the required certifications are set out so that welding on rail vehicles is carried out with the correct competency level. With this document, the associated risks to weld failures on rail vehicles are reduced.

Price: C

#### Guidance Notes (including Codes of Practice)

<b>RT/E/C/27035</b>	<b>Depot Protection Equipment List</b> (formerly CP-PM-023) Issue 1; Dec 04	<b>Compliance</b> NA	<b>Replaces</b>
---------------------	---	-------------------------	-----------------

Former BRB standard, migrated to Network Rail template, December 04

Price: D

<b>NR/GN/RMVP/0200</b>	<b>Infrastructure Plant Manual Guidance</b> Issue 1; Dec 18	<b>Compliance</b> NA	<b>Replaces</b> New at Issue 110
------------------------	---	-------------------------	-------------------------------------

This guidance note supports the NR/L2/RMVP/0200 modules when using plant for the installation, renewal and maintenance of Network Rail's managed infrastructure.

Price: D

<b>NR/GN/RMVP/27700</b>	<b>Plant Product Introduction Process</b> Issue 1; Jun 17	<b>Compliance</b> NA	<b>Replaces</b> New at Issue 104
-------------------------	---	-------------------------	-------------------------------------

The purpose of this guidance note is to:

- provide best practice for capturing and delivering the required function and purpose of plant products;
- indicate where to find the relevant standards, controls and processes required for compliant and effective introduction of plant products;
- and
- provide reference to additional information sources that might support the development of further best practice.

Price: D

## 4.19 SAFETY & COMPLIANCE

### 4.19.1 Accident Investigation

**INV**  
**Level 2 / 3**

## 4.19 SAFETY & COMPLIANCE

### 4.19.1 Accident Investigation

#### Level 2

<b>NR/L2/INV/002</b>	<b>Accident and Incident Reporting and Investigation</b> Issue 13; Dec 11	<b>Compliance</b> 03/03/12	<b>Replaces</b> NR/L2/INV/002 Iss 12; Sep 10
----------------------	--	-------------------------------	---

The purpose of this Network Rail standard is to mandate the use of the Reporting and Investigation Manual:

Price: C

#### Level 3

<b>NR/L3/INV/3001</b>	<b>Reporting and Investigation Manual</b> Issue 5; Jun 16	<b>Compliance</b> 04/06/16	<b>Replaces</b> NR/L3/INV/3001 Iss 4; Mar 15
-----------------------	---	-------------------------------	---

The purpose of this Network Rail standard is to specify the requirements and guidance for the reporting and investigation of accidents and incidents.

Price: B Standard only; Complete, Phone

See below for details of modules and individual pricing



Additional Excel Content Available: Phone

NR/L3/INV/3001/	Title	Issue	Issue Date	Price
RIM101	Reporting of Accidents, Incidents and Occupational Ill Health	3	Mar 2015	D; + Excel, Phone
RIM102	Reporting of Accidents, Incidents and Occupational Ill Health to SMIS	1	Dec 2011	C
RIM106	Communicating With Outside Parties on Accidents and Incidents	1	Dec 2011	A
RIM110	Irregular Working – Reporting and Risk Ranking	1	Dec 2011	C
RIM113	Statutory Reporting of Accidents, Incidents and Occupational Ill Health	1	Dec 2011	D
RIM114	Advising Safety Representatives of Accidents and Incidents	1	Dec 2011	B
RIM115	Network Rail and National Safety Authority (ORR) Interface and Liaison Arrangements	2	Mar 2012	B
RIM116	Reporting of and Responding to Enforcement Action	3	Jun 2016	C
RIM117	Management of Recommendations from ORR Inspection Plan Reports	1	Dec 2011	C
RIM201	Deciding the Lead Organisation and Level of Investigation	2	Dec 2014	C
RIM202	External Agency Investigations	1	Dec 2011	C
RIM205	Network Rail Led Investigations	2	Dec 2014	D
RIM206	Investigations Led by Other Railway Group Members	1	Dec 2011	B
RIM301	Tracking of Investigations, Recommendations and Local Actions	1	Dec 2011	C
RIM302	Management of Recommendations and Local Actions	1	Dec 2011	D

## 4.19.2 Assurance

### Level 2

<b>NR/L2/ASR/036</b>	<b>Network Rail Assurance Framework</b> Issue 5; Dec 17	<b>Compliance</b> 03/03/18	<b>Replaces</b> NR/SP/ASR/036 Issue 4; Apr 07
----------------------	---	-------------------------------	--

This specification describes the framework through which:

- it is confirmed that the risk controls defined in company standards and control documents are well designed and implemented as planned;
- the outputs from these assurance activities are analysed and reviewed;
- action is taken to improve risk controls and the assurance activities.

Price: C

## 4.19.3 Health & Safety Systems

### Company Standards

<b>RT/LS/P/034</b>	<b>Safety Procedure Manuals</b> Issue 3; Jun 05	<b>Replaces</b> RT/LS/P/034 Iss 2; Nov 05
--------------------	---	--

This standard establishes the framework and control processes for, and mandates the use of, safety procedure manuals.

Price: B

### Level 1

<b>NR/L1/HSS/00126</b>	<b>Prevention Through Engineering and Design (PtED) Policy</b> Issue 1; Dec 16	<b>Compliance</b> 04/12/17	<b>Replaces</b> New at Issue 102
------------------------	---	-------------------------------	-------------------------------------

This policy commits Network Rail to establish and continually improve the means of engineering or designing, the elimination or reduction of hazards and risks in areas of:

a) safety; b) health and wellbeing; c) sustainability d) environmental protection e) security; and f) inclusion.

Price: C

### Level 2

<b>NR/L2/HSS/020</b>	<b>Safety Validation of Organisational Change</b> Issue 10; Sep 15	<b>Compliance</b> 05/12/15	<b>Replaces</b> NR/L2/HSS/020 Iss 9; Mar 09
----------------------	--	-------------------------------	--

This document is to provide assurance that proposals for organisational change and any consequential changes to Network Rail's Health & Safety Management System are reviewed.

Price: C

#### 4.19.4 Occupational Health & Safety

##### Company Standards

<b>NR/CS/OHS/002</b>	<b>Policy on Working Safely</b> Issue 1; Feb 07	<b>Compliance</b> 07/04/07	<b>Replaces</b>
----------------------	---	-------------------------------	-----------------

The purpose of this standard is to set out Network Rail's policy and related implementation arrangements to ensure that employees and contractors work safely.

Price: B

<b>NR/CS/OHS/005</b>	<b>Personal Security</b> Issue 1; Aug 06		<b>Replaces</b>
----------------------	--	--	-----------------

The purpose of this standard is to set out Network Rail's policy and related implementation arrangements to control risks to the personal security of employees whilst at work.

Price: B

##### Specifications (including Procedures)

<b>NR/SP/OHS/501</b>	<b>Track Warning Systems</b> Issue 1; Aug 05		<b>Replaces</b>
----------------------	--	--	-----------------

The purpose of this document is to mandate the requirements for the safe use of Track Warning Systems on Network Rail controlled infrastructure.

Price: F

<b>NR/SP/OHS/00114</b>	<b>Specialist Risk Assessment - Hand Arm Vibration</b> Issue 1; Aug 06	<b>Compliance</b> 07/04/07	<b>Replaces</b>
------------------------	---	-------------------------------	-----------------

This document details the process by which Network Rail will undertake specialist risk assessments for hand-arm vibration in support of NR/SP/OHS/00102, "Work activity risk assessment"; and ensure risk assessment is undertaken in compliance with the Control of vibration at work regulations 05 for hand-arm vibration.

Price: C

<b>NR/SP/OHS/00122</b>	<b>Specialist Risk Assessment - Workplace Noise</b> Issue 1; Aug 06	<b>Compliance</b> 07/04/07	<b>Replaces</b>
------------------------	--	-------------------------------	-----------------

This document details the process by which Network Rail will:-

- undertake specialist risk assessments for workplace noise in support of NR/SP/OHS/00102, "Work activity risk assessment"; and
- ensure risk assessment is undertaken in compliance with the Control of noise at work regulations 05.

Price: D

<b>RT/CE/S/069</b>	<b>Lineside Facilities For Personal Safety</b> Issue 2; Feb 05		<b>Replaces</b> RT/CE/S/069 Iss 1; Dec 98
--------------------	--	--	--

This specification has two purposes:

- to set out the design, construction and maintenance requirements for facilities providing access onto, along and across the track for persons whose duties require them to be on or near the line;
- to give the criteria for the provision of these facilities, in terms of linespeed and number of tracks.

Price: C

##### Level 1

<b>NR/L1/OHS/051</b>	<b>Drugs and Alcohol Policy</b> Issue 6; Dec 15	<b>Compliance</b> 05/03/16	<b>Replaces</b> NR/L1/OHS/051 Iss 5; Sep 11
----------------------	---	-------------------------------	--

Drugs and alcohol affect people's ability to work safely, which is a risk to individuals as well as to the organisation.

Implementation of this policy contributes to controlling the risk of Network Rail employees and contractors working while under the influence of drugs and alcohol.

It also helps achieve compliance with the requirements of the Transport and Works Act 1992, Network Rail's Health and Safety Management System, and Railway Group Standard GE/RT8070, Drugs and Alcohol.

Price: C

<b>NR/L1/OHS/210</b>	<b>Management of Occupational Road Risk Policy</b> Issue 1; Mar 17	<b>Compliance</b> 01/07/17	<b>Replaces</b> New at Issue 103
----------------------	---	-------------------------------	-------------------------------------

The implementation of this policy contributes to:

- achieving a high standard of safety and risk management for Network Rail's road vehicle fleet and authorised drivers;
- providing information to employees, contractors and suppliers on what actions are needed to reduce or remove road risk on business journeys;
- the avoidance of unnecessary journeys made by road; and
- Network Rail's goal of making sure that everyone gets home safely every day.

Price: C

## 4.19 SAFETY & COMPLIANCE

### 4.19.4 Occupational Health & Safety

**OHS**  
**Level 2**

#### Level 2

<b>NR/L2/OHS/003</b>	<b>Fatigue Risk Management</b> Issue 7; Mar 19	<b>Compliance</b> 29/10/2022	<b>Replaces</b> NR/L2/OHS/003 Iss 6; Jun 18
----------------------	--	---------------------------------	--

The purpose of this manual is to reduce the risk of fatigue related incidents and ill health within Network Rail and its supply chain to as low as reasonably practicable (ALARP). This process also demonstrates the means by which Network Rail complies with UK Health and Safety legislation in relation to fatigue risk.

Price: C Standard only; Complete, D See below for details of modules and individual pricing

NR/L2/OHS/003/	Title	Issue	Issue Date	Price
01	Fatigue Risk Index Principles	1	Jun 2018	C
02	Roster Design and Working Patterns	1	Mar 2019	B

<b>NR/L2/OHS/005</b>	<b>"High Street" Environment &amp; Conditions for Work Outside Network Rail Managed Infrastructure</b> Issue 7; Sep 10	<b>Compliance</b> 04/12/10	<b>Replaces</b> RT/LS/P/005 Iss 5: Apr 05 (Iss 6 withdrawn, unpublished)
----------------------	--	-------------------------------	--

The purpose of this standard is to specify the requirements for the segregation of work activities on, or adjacent to, Network Rail Managed Infrastructure (NRMI) from railway operations. This allows work to take place without the necessity to apply the specific control measures associated with the operational railway (i.e. in a "High Street" environment), but in doing so requires other controls and a controlled environment.

Price: C

<b>NR/L2/OHS/019</b>	<b>Safety of People Working on or Near the Line</b> Issue 9; Mar 17	<b>Compliance</b> 03/07/17	<b>Replaces</b> NR/L2/OHS/019 Iss 8; Sep 10 NR/L2/OHS/133 Iss 1; Mar 15
----------------------	---	-------------------------------	---

The purpose of the standard is to control the risks to personnel from site risks, activity risks and train movements by requiring effective planning of work activities "on or near the line", or which could affect the area termed "on or near the line".

Price: D Standard only; Complete, E See below for details of modules and individual pricing

NR/L2/OHS/019/	Title	Issue	Issue Date	Price
01	Planning and Working During Incident Response	1	Mar 2017	B
02	Planning and Working in a Possession	1	Mar 2017	C
03	Planning and Working Using Protection Arrangements	1	Mar 2017	C
04	Planning and Working Using Warning Arrangements	1	Mar 2017	B
BRIEFING	Briefing	1	Dec 2016	A

<b>NR/L2/OHS/020</b>	<b>Track Visitor Permits</b> Issue 5; Aug 08	<b>Compliance</b> 01/12/08	<b>Replaces</b> RT/LS/S/020 Iss 4; Feb 05
----------------------	--	-------------------------------	--

To set out the revised arrangements for the issue and control of Track Visitor Permits (TVPs) issued in accordance with Network Rail Company Specification NR/SP/CTM/021 for people without Personal Track Safety (PTS) certification.

Price: B

<b>NR/L2/OHS/021</b>	<b>Personal Protective Equipment and Workwear</b> Issue 3; Jun 09	<b>Compliance</b> 06/06/09	<b>Replaces</b> NR/L2/OHS/021 Iss 2; Jun 08
----------------------	---	-------------------------------	--

The Standard specifies the minimum levels of requirement for Personal Protective Equipment and work wear that is to be worn when working on Network Rail Controlled Infrastructure

Price: B

<b>NR/L2/OHS/022</b>	<b>Working Safely at Height</b> Issue 1; Sep 10	<b>Compliance</b> 04/03/12	<b>Replaces</b> New at Issue 77
----------------------	---	-------------------------------	------------------------------------

This standard defines the processes to be followed within Network Rail to enable employees who design, plan, manage and carry out work at heights to do so safely, and within the requirements of the relevant legislation.

This standard adopts a risk-based approach to working at height activities in line with the principles of the legislation and industry best practice. Under this approach measures taken to protect the safety of persons are proportionate to the risks involved.

The procedure also requires designers of equipment and structures, that may require work at height during their construction, operation, maintenance or demolition, who are evaluating the hazards and risks within their designs to apply the principle of "Safety by Design" as enshrined in the Construction Design and Management Regulations 2007.

Price: D

<b>NR/L2/OHS/0044</b>	<b>Planning and Managing Construction Work</b> Issue 5; Dec 16	<b>Compliance</b> 26/01/17	<b>Replaces</b> NR/L3/INI/CP0044 Iss 4; Jun 10
-----------------------	--	-------------------------------	---

The implementation of this standard:

- a) allows for the right information to reach the right people at the right time for them to do their job safely;
- b) contributes to the safe management and control of work and tasks at a site of work;
- c) provides a consistent layout, content and information headings for Construction Phase Plans, Work Package Plans and Task Briefing Sheets

Price: E

## 4.19 SAFETY & COMPLIANCE

### 4.19.4 Occupational Health & Safety

**OHS**  
**Level 2**

<b>NR/L2/OHS/0047</b>	<b>Application of the Construction (Design and Management) Regulations to Network Rail Construction Projects</b> Issue 6; Jun 15	<b>Compliance</b> 06/06/15	<b>Replaces</b> NR/L2/INI/CP0047 Iss 5; Jun 14
-----------------------	---	-------------------------------	---

The purpose of this standard is to outline the requirements to be implemented by Network Rail to discharge its duties under the Construction (Design and Management) Regulations.

Price: D Standard only; Complete, E See below for details of modules and individual pricing

NR/L2/OHS/0047/	Title	Issue	Issue Date	Price
AB	Awareness Briefing	1	Jun 2015	D
TB	Technical Briefing	1	Jun 2015	D

<b>NR/L2/OHS/050</b>	<b>Sentinel Scheme Rules</b> Issue 4; Mar 11	<b>Compliance</b> 04/06/11	<b>Replaces</b> RT/LS/P/050 Iss 3; Jun 05
----------------------	--	-------------------------------	--

To specify the rules and procedures for the management of the Sentinel Scheme.

To specify the roles and responsibilities of the companies and individuals who manage the Scheme, work within the Scheme or hold competences within the scope of the Scheme

Price: D (Contains NR/BS/LI/326)

<b>NR/L2/OHS/052</b>	<b>Traumatic Incident Management</b> Issue 1; Jun 16	<b>Compliance</b> 03/09/16	<b>Replaces</b> New at Issue 100
----------------------	--	-------------------------------	-------------------------------------

This standard is designed to:

- a. provide an effective and consistent process for how Network Rail supports employees following traumatic incidents in the workplace;
- b. manage the risk of trauma related mental ill health in the workplace; and
- c. reduce the effect of traumatic incidents at work on the mental wellbeing of employees.

Price: C

<b>NR/L2/OHS/053</b>	<b>Assessing the Risk of Stress in the Workplace</b> Issue 1; Jun 16	<b>Compliance</b> 03/09/16	<b>Replaces</b> New at Issue 100
----------------------	---	-------------------------------	-------------------------------------

This standard is designed to:

- a. provide an effective and consistent process for how Network Rail manages the risk of stress in the workplace; and
- b. control and manage the risk of stress in the workplace to protect the health and wellbeing of employees.

Price: C

<b>NR/L2/OHS/00102</b>	<b>Work Activity Risk Assessments</b> Issue 5; Jun 17	<b>Compliance</b> 02/09/17	<b>Replaces</b> NR/SP/OHS/00102 Iss 4; Aug 06
------------------------	---	-------------------------------	--

The standard describes the process by which Network Rail:

- conducts suitable and sufficient assessments of risk as required by Management of Health and Safety at Work Regulations 1999;
- assesses risks associated with the work activities carried out by Network Rail employees; and
- document and makes available the findings of work activity risk assessments.

Price: D

<b>NR/L2/OHS/00103</b>	<b>Specialist Risk Assessment COSHH</b> Issue 3; Mar 09	<b>Compliance</b> 06/06/09	<b>Replaces</b> NR/SP/OHS/00103 Iss 2; Jun 05
------------------------	---	-------------------------------	--

This Level 2 standard specifies requirements for Network Rail employees working with or exposed to Substances Hazardous to Health.

Price: C

<b>NR/L2/OHS/00106</b>	<b>Management of Manual Handling Risk</b> Issue 3; Jun 18	<b>Compliance</b> 01/09/2018	<b>Replaces</b> NR/SP/OHS/00106 Iss 2; Jun 05
------------------------	---	---------------------------------	--

This Business Process allows Network Rail to:

- meet the requirements of the Manual Handling Operations Regulations 1992 (as amended); and
- eliminate or reduce the risk of injury from manual handling operations across its range of activities; from heavy engineering

Price: D

<b>NR/L2/OHS/00107</b>	<b>Management Procedure - Display Screen Equipment</b> Issue 3; Jun 10	<b>Compliance</b> 05/06/10	<b>Replaces</b> NR/SP/OHS/00107 Iss 2; Jun 05
------------------------	---	-------------------------------	--

This management procedure describes the process for implementing the requirements of the Health & Safety (Display Screen Equipment) Regulations 1992 as amended by the Health & Safety (Miscellaneous Amendments) Regulations 2002, and reducing the risk to the health of our employees.

Price: D

## 4.19 SAFETY & COMPLIANCE

### 4.19.4 Occupational Health & Safety

**OHS**  
**Level 2**

<b>NR/L2/OHS/00110</b>	<b>First Aid at Work</b> Issue 6; Sep 17	<b>Compliance</b> 03/03/18	<b>Replaces</b> NR/L2/OHS/00110 Iss 5; Mar 10
------------------------	--	-------------------------------	--

The Health and Safety (First Aid) Regulations requires employers to provide employees with access to suitable and sufficient first aid equipment and facilities while they are at work.

Price: D  Additional Excel Content Available: Phone

<b>NR/L2/OHS/00112</b>	<b>Worksafe Procedure</b> Issue 2; Dec 09	<b>Compliance</b> 05/12/09	<b>Replaces</b> NR/SP/OHS/00112 Iss 1; Jun 06
------------------------	---	-------------------------------	---

This document details the process by which Network Rail provides a method for employees to deal with immediate safety problems. It is designed to give employees confidence that if they question the safety of working systems their views will be given serious consideration by the organisation and they will not face recriminations. It requires work stops and the system is changed, if potential or imminent serious risk of accident or incident arises.

Price: B

<b>NR/L2/OHS/00113</b>	<b>Health Surveillance and Management of Diagnoses for Hand-Arm Vibration Syndrome</b> Issue 5; Mar 16	<b>Compliance</b> 04/06/16	<b>Replaces</b> NR/L2/OHS/00113 Iss 4; Mar 10
------------------------	--	-------------------------------	--

The implementation of this standard will help to mitigate the risk of hand-arm vibration (HAV) to employees who use hand-held vibrating tools in the workplace.

This standard complies with the requirements of the Control of Vibration at Work Regulations 2005 ('the Regulations'). Implementation of the process will enable Network Rail to comply with its legal obligations under the Regulations.

Price: D

<b>NR/L2/OHS/00117</b>	<b>Specialist Risk Assessment – New and Expectant Mothers</b> Issue 2; Mar 10	<b>Compliance</b> 05/06/10	<b>Replaces</b> NR/SP/OHS/00117 Iss 1; Jun 06
------------------------	---	-------------------------------	--

This procedure defines the process for identifying hazards and assessing risks at work that may affect the health and safety of new and expectant mothers and their child (ren). Working conditions normally considered acceptable may no longer be so during pregnancy and while breastfeeding. This procedure is in response to the requirements of Regulation 16 of the Management of Health and Safety at Work Regulations 1999. Implementation of the standard will enable Network Rail to comply with its legal obligations under the regulations and meet its duty of care for new and expectant mothers.

Price: D

<b>NR/L2/OHS/00120</b>	<b>Testing for Drugs and Alcohol</b> Issue 5; Dec 15	<b>Compliance</b> 05/03/16	<b>Replaces</b> See below
------------------------	--	-------------------------------	------------------------------

**Replaces:** NR/L2/OHS/00118 Iss 4; Sep 11, NR/L2/OHS/00119 Iss 4; Sep 11, NR/L2/OHS/00120 Iss 4; Sep 11

Drugs and alcohol affect people's ability to work safely, which is a risk to individuals and to Network Rail.

The implementation of this standard contributes to controlling the risk of individuals being unfit for duty due to drugs and alcohol.

Price: D

<b>NR/L2/OHS/00123</b>	<b>Health Screening and Health Surveillance for Noise Induced Hearing Loss</b> Issue 1; Mar 08	<b>Compliance</b> 01/03/09	<b>Replaces</b>
------------------------	--	-------------------------------	-----------------

The document describes the system of health screening and health surveillance for employees and prospective employees of Network Rail whose health may be at risk due to exposure to noise at work.

Price: C

<b>NR/L2/OHS/00124</b>	<b>Competence Specific Medical Fitness Requirements and Occupational Health Provider Requirements for Medical Assessments</b> Issue 3; Dec 16	<b>Compliance</b> 04/03/17	<b>Replaces</b> See below
------------------------	---	-------------------------------	------------------------------

**Replaces:** NR/L2/OHS/018 Iss 5; Sep 11, NR/L2/OHS/00124 Iss 2; Dec 09

The implementation of this standard contributes to:

- Controlling the risk of employees being appointed to roles they are not medically fit for;
- Reducing the risk of employees' health impacting on their work; and
- Supporting suppliers in providing safe, appropriate and effective services.

Price: D

<b>NR/L2/OHS/157</b>	<b>Health Surveillance for Silica and Asbestos and the Management of Diagnosed Occupational Respiratory Conditions</b> Issue 1; Mar 17	<b>Compliance</b> 03/06/17	<b>Replaces</b> New at Issue 103
----------------------	--	-------------------------------	-------------------------------------

The purpose of this standard is to mitigate the health risks associated with exposure to respiratory hazards through inhalation; specifically those health risks associated with silica and asbestos.

It can be applied to other respiratory hazards, such as, but not limited to, welding fumes.

Price: D

**Level 3**

<b>NR/L3/OHS/019-IP</b>	<b>Planning and Delivering Safe Work - Implementation Principles for Infrastructure Projects</b> Issue 1; Jun 18	<b>Compliance</b> 24/09/18	<b>Replaces</b> New at Issue 108
-------------------------	--	-------------------------------	-------------------------------------

This work instruction sets out the arrangements for all Infrastructure Projects functions and its supply chain to implement the Planning and Delivering Safe Work process. It reduces the risk of incidents and accidents by:

- increasing clarity associated with responsibilities;
- enhancing the planning process by involving those delivering the work;
- reducing the number of uncontrolled or late changes to the plan.

Price: D

<b>NR/L3/OHS/0046</b>	<b>The Reporting, Investigation and Recording of Safety and Sustainable Development Events and Close Calls within Infrastructure Projects</b> Issue 3; Jun 18	<b>Compliance</b> 01/09/18	<b>Replaces</b> NR/L3/INI/CP0046 Iss 2; Jun 11
-----------------------	---	-------------------------------	---

This work instruction outlines the process to be followed to achieve compliance with NR/L2/INV/002, the reporting and investigation manual and associated modules by Contractors delivering projects on behalf of Network Rail Infrastructure Projects. This work instruction further explains the place of Life Savings Rules and Fair Culture investigation within the overarching process and clarifies the expectations Network Rail has of its Contractors in their management and close out of Close Calls.

Price: D

<b>NR/L3/OHS/00125</b>	<b>Specialist Risk Assessment - COSHH for Functions other than Maintenance, Operations and Customer Services and the National Delivery Service (NDS)</b> Issue 1; Mar 09	<b>Compliance</b> 06/06/09	<b>Replaces</b> New at Issue 71
------------------------	--	-------------------------------	------------------------------------

This Network Rail standard facilitates a consistent approach to the requirements contained within the Control of Substances Hazardous to Health Regulations 2002 (COSHH) and NR/L2/OHS/00103 Occupational Health and Safety Manual – Specialist Risk Assessment – Hazardous Substances/products, across all Network Rail sites.

Price: B

<b>NR/L3/OHS/133</b>	<b>Planning and Delivering Safe Work Using Proscient in the East Midlands</b> Issue 1; Jun 17	<b>Compliance</b> 02/09/17	<b>Replaces</b> New at Issue 104
----------------------	---	-------------------------------	-------------------------------------

Implementing the permit to work system described in this standard, will support Network Rail Infrastructure Projects East Midlands (IPEM) in reducing incidents and accidents by:

- increasing clarity associated with responsibilities;
- enhancing the planning process by involving those delivering the work; and
- reducing the number of uncontrolled or late changes to the plan.

Price: D

<b>NR/L3/OHS/MTC/0150</b>	<b>Specialist Risk Assessment - COSHH for Infrastructure Maintenance</b> Issue 3; Mar 09	<b>Compliance</b> 07/03/09	<b>Replaces</b> NR/L2/MTC/SE0150 Iss 2; Jun 08
---------------------------	--	-------------------------------	---

This procedure defines the process for the management of hazardous substances/products within Network Rail Maintenance using the sybol COSHH management system. The use of this COSHH compliance software helps ensure compliance with the Control of Substances Hazardous to Health (COSHH) Regulations 2002.

Price: C

<b>NR/L3/OHS/NDS/301</b>	<b>Specialist Risk Assessment - COSHH For NDS</b> Issue 1; Mar 09	<b>Compliance</b> 06/06/09	<b>Replaces</b> New at Issue 71
--------------------------	---	-------------------------------	------------------------------------

This company standard defines the process for the management of hazardous substances and products within the National Delivery Service (NDS) utilising the Sybol COSHH Management System.

Price: C

**Guidance Notes**

<b>NR/GN/OHS/00150</b>	<b>Infection Control Guidance</b> Issue 3; Mar 09	<b>Replaces</b> NR/GN/OHS/00150 Iss 2; Aug 06
------------------------	---	--

This guidance provides information on the identification, assessment and control of potential risk of infections at work and those that employees may bring into the workplace. In addition, it details the support available to staff who are accidentally exposed to blood borne infections through needle stick injury or body splash incidents. The application of this guidance assists Network Rail to meet its legal compliance, as well as demonstrating its commitment to the health, safety and welfare of its employees.

Price: D

## 4.20 SIGNAL ENGINEERING

## Specifications (including Procedures)

<b>NR/SP/SIG/02023</b>	<b>Requirements for TASS Infrastructure – System Design</b> Issue 2; Dec 05	<b>Replaces</b> RT/E/S/02023 Iss 1; Dec 03
------------------------	---	---

This specification defines the design requirements for the Tilt Authorisation and Speed Supervision (TASS) system developed to deliver the principal requirements of Railway Group standards GE/RT8012 “Controlling the speed of tilting trains through curves” and GE/RT8019 “Tilting trains: controlling tilt systems to maintain clearances”.

Price: E

<b>NR/SP/SIG/02024</b>	<b>Requirements for TASS Infrastructure – Installation, Test and Maintenance</b> Issue 2; Dec 05	<b>Replaces</b> RT/E/S/0204 Iss 1; Dec 03
------------------------	--	--

This specification defines the installation, test and maintenance requirements for the track-based equipment associated with the Tilt Authorisation and Speed Supervision (TASS) system developed to deliver the principal requirements of Railway Group standards GE/RT8012 “Controlling the speed of tilting trains through curves” and GE/RT8019 “Tilting trains: controlling tilt systems to maintain clearances”.

Price: D

<b>NR/SP/SIG/10040</b>	<b>IECC Applications Manual Contents</b> Issue 8; Dec 06	<b>Replaces</b> RT/E/S/10040 Iss 7; Dec 04
------------------------	--	---

This specification authorises the use of the Integrated Electronic Control Centre (IECC) applications manual for the design and maintenance of signalling schemes employing IECC equipment on Network Rail infrastructure. It lists all the documents contained within the IECC Applications Manual which are current and approved for use. It also provides a history of the upgrades to the IECC since April 94.

Price: D

<b>NR/SP/SIG/11130</b>	<b>Requirements for the Provision of SPAD Alarms at Signalling Control Centres</b> Issue 2; Oct 06	<b>Replaces</b> RT/E/S/11130 Iss 1; Dec 02
------------------------	--	---

This specification defines the operational and technical requirements for the provision of SPAD alarms at signalling control centres. The objective is to present a consistent approach that reflects best practice and to ensure that human factors considerations are properly addressed.

Price: C

<b>NR/SP/SIG/19253</b>	<b>Westinghouse Signals Style 63 Point Machine (Sigwen 002)</b> Issue 3; Jun 07	<b>Compliance</b> 02/06/07	<b>Replaces</b> RT/E/C/19253 Iss 2; Feb 99
------------------------	---	-------------------------------	---

This standard advises Network Rail's suppliers who manufacture, repair or service Westinghouse Signals style 63 point machines of processes that need to be adopted/amended before the equipment is released for re-use on Network Rail's infrastructure. This information is supplementary to manufacture, repair or servicing standards.

Price: C

<b>NR/SP/SIG/19812</b>	<b>Cross Track Cable Management</b> Issue 1; Feb 07	<b>Compliance</b> 01/04/07	<b>Replaces</b>
------------------------	---	-------------------------------	-----------------

The purpose of this specification is to provide details of the requirements for cross track cable management.

Price: D

<b>NR/SP/SIG/50002</b>	<b>Methodology for the Demonstration of Compliance with Single Rail Reed Track Circuits on the AC Railway</b> Issue 2; Feb 07	<b>Replaces</b> NR/GN/SIG/5002 Iss 1; Feb 03
------------------------	---	---

The purpose of this document is to provide a methodology to demonstrate compatibility with “RT” type single rail track circuits on the ac railway on Network Rail controlled infrastructure.

Price: D

<b>NR/SP/SIG/50003</b>	<b>Methodology for the Demonstration of Electrical Compatibility with Double Rail Reed Track Circuits on the DC Railway</b> Issue 2; Feb 07	<b>Replaces</b> NR/GN/SIG/5003 Iss 1; Feb 03
------------------------	---	---

The purpose of this document is to provide a methodology to demonstrate electrical compatibility with “RT” type double rail reed track circuits on the dc electrified railway on Network Rail controlled infrastructure.

Price: D

<b>NR/SP/SIG/50004</b>	<b>Methodology for the Demonstration of Electrical Compatibility with DC (AC-immune) Track Circuits</b> Issue 2; Apr 06	<b>Replaces</b> RT/E/C/5004 Iss 1; Apr 03
------------------------	---	--

The purpose of this document is to provide a methodology to demonstrate compatibility with ac immune dc track circuits on the ac railway on Network Rail controlled infrastructure.

Price: D

<b>NR/SP/SIG/50006</b>	<b>Methodology for the Demonstration of Compatibility with 50Hz Double Rail Track Circuits</b> Issue 1; Apr 06	<b>Replaces</b>
------------------------	--	-----------------

The purpose of this document is to provide a methodology for the demonstration of electromagnetic compatibility of rolling stock with 50 Hz double rail track circuits installed on Network Rail controlled infrastructure.

Price: D

<b>NR/SP/SIG/50011</b>	<b>Methodology for the Demonstration of Electrical Compatibility with Axle Counters</b> Issue 1; Apr 06	<b>Replaces</b>
------------------------	---	-----------------

The purpose of this document is to provide a methodology for the demonstration of electromagnetic compatibility of rolling stock with Axle Counters installed on Network Rail controlled infrastructure.

Price: E

<b>NR/SP/SIG/50012</b>	<b>Methodology for the Demonstration of Compatibility with TPWS Trackside Equipment</b> Issue 2; Apr 06	<b>Replaces</b> RT/E/C/50012 Iss 1; Feb 03
------------------------	---	---

The purpose of this document is to provide a methodology to demonstrate compatibility with Train Protection and Warning System (TPWS) trackside equipment on the AC and DC railways on Network Rail controlled infrastructure.

Price: C

<b>NR/SP/SIG/50015</b>	<b>Methodology for the Demonstration of Compatibility with Reed FDM Systems on the AC and DC Railways</b> Issue 2; Feb 07	<b>Replaces</b> RT/E/C/50015 Iss 1; Feb 03
------------------------	---	---

The purpose of this document is to provide a methodology to demonstrate compatibility with reed FDM systems installed on the AC and DC electrified railway on Network Rail controlled infrastructure.

Price: D

<b>RT/D/S/006</b>	<b>Retro-reflective Temporary Speed Equipment</b> Issue 1; Mar 96	<b>Replaces</b>
-------------------	---	-----------------

This specification defines the appearance of temporary speed restriction retro-reflective equipment, the minimum technical requirements to achieve safety and safe interworking, and positioning of equipment clear of trains.

Price: C

<b>RT/E/P/10024</b>	<b>Signaller's Operating Guide for the use of the IECC Signalling Workstation</b> Issue 4; Aug 04	<b>Replaces</b> RT/E/P/10024 Iss 3; Aug 03
---------------------	---	---

This document is the signaller's operating guide for the Integrated Electronic Control Centre (IECC).

Price: E

<b>RT/E/P/10025</b>	<b>IECC Timetable Processor Edit Facilities User Guide</b> Issue 3; Dec 01	<b>Replaces</b> RT/E/P/10025 Iss 2; Feb 99
---------------------	--	---

This procedure provides instructions for the use of the IECC Timetable Processor User Edit Facilities.

Price: E

<b>RT/E/S/02026</b>	<b>Requirements for the Provision and Management of TASS Infrastructure Data</b> Issue 1; Jun 05	<b>Replaces</b>
---------------------	--	-----------------

This specification gives information to those engaged in preparing, maintaining and managing TASS infrastructure data. The details provided set out the method by which TASS infrastructure data needs to be structured in order to meet the requirements of RT/E/S/02023. TASS system requirements are detailed in the three documents referenced in section 3.

Price: E

<b>RT/E/S/10029</b>	<b>Operation and Maintenance of Non-intrusive Earth Leakage Test Adapter for Reed FDM Systems Produced to Specification EDS 01/96 MOD State 3</b> Issue 1; Aug 98	<b>Replaces</b>
---------------------	---	-----------------

This standard specifies the user and maintenance requirements for the non-intrusive FDM earth leakage adapter. The adapter allows a standard multimeter to be adapted to allow it to measure the cable resistance to earth of the FDM system. Existing instruments for measuring the resistance pose the hazard of generating an interfering signal through its power supply and can therefore not be used on a live system.

Price: C

<b>RT/E/S/10060</b>	<b>Vital Signalling Timer</b> Issue 1; Feb 99	<b>Replaces</b>
---------------------	---	-----------------

This document has been prepared to define the performance requirements for a "Vital signalling timer" unit for use in signalling circuitry.

Price: D

<b>RT/E/S/10062</b>	<b>Requirement Specification for Performance of Long Range Colour Light Signals</b> Issue 1; Aug 99	<b>Replaces</b>
This specification is for the performance requirements of long range colour light signals. <i>Price: D</i>		
<b>RT/E/S/10067</b>	<b>VDU Based Signalling Control System</b> Issue 2; Aug 03	<b>Replaces</b> RT/E/S/10067 Iss 1; May 97
The purpose of this requirement specification is to define the essential and desirable requirements for a VDU based signalling control system for signalling applications. <i>Price: D</i>		
<b>RT/E/S/10073</b>	<b>Barrier Boom Light Units for Level Crossings</b> Issue 1; Feb 98	<b>Replaces</b>
This performance specification states the requirements for light units used on level crossing barrier booms. <i>Price: B</i>		
<b>RT/E/S/10081</b>	<b>Preventative and Corrective Maintenance of Lever Frames</b> Issue 1; Dec 97	<b>Replaces</b>
This specification identifies the requirements for those managing and undertaking signalling maintenance activities on Network Rail infrastructure. It is particularly concerned with the preventative and corrective maintenance activities applicable to mechanical signalling lever frames in order that they remain available to perform their intended functions. <i>Price: C</i>		
<b>RT/E/S/10083</b>	<b>Preventative and Corrective Maintenance of Mechanical Signalling Wire Runs and Rodding</b> Issue 1; Dec 97	<b>Replaces</b>
This specification identifies the requirements for those managing and undertaking signalling maintenance activities on Network Rail infrastructure. It is particularly concerned with the preventative and corrective maintenance activities applicable to mechanical signalling wire runs and rodding in order that they remain available to perform their intended functions. <i>Price: C</i>		
<b>RT/E/S/10110</b>	<b>Requirement Specification for Performance of Position Light Signals</b> Issue 1; Aug 99	<b>Replaces</b>
This specification is for the performance requirements of position light signals. <i>Price: D</i>		
<b>RT/E/S/10127</b>	<b>Equipment Specification for the Filament Lamp (Type SL35) for use in the Long Range Colour Light Signal</b> Issue 1; Apr 99	<b>Replaces</b>
This document specifies the requirements for SL35 filament lamps used with the Long Range Colour Light Signals. <i>Price: C</i>		
<b>RT/E/S/10131</b>	<b>Requirement Specification for “Signals On” Controls for SSI Schemes</b> Issue 2; Aug 03	<b>Replaces</b> RT/E/S/10131 Iss 1; Apr 99
The purpose of this specification is to define the requirements for “Signals On” controls for use with Railtrack infrastructure equipped with Solid State Interlocking (SSI). <i>Price: C</i>		
<b>RT/E/S/10133</b>	<b>TPWS Signalling Interface Design Requirements</b> Issue 3; Apr 04	<b>Replaces</b> RT/E/S/10133 Iss 2; Oct 00
This specification details the requirements for the design of the signalling interface associated with the fitment of the Train Protection and Warning System (TPWS) to Network Rail infrastructure. <i>Price: F</i>		
<b>RT/E/S/10134</b>	<b>TPWS – Track Sub-system Equipment</b> Issue 3; Apr 04	<b>Replaces</b> RT/E/S/10134 Iss 2; Oct 00
This specification defines the detailed requirements for the track sub-system equipment associated with TPWS. <i>Price: D</i>		

<b>RT/E/S/10137</b>	<b>TPWS – Selection of Signals and Other Locations for Provision of Track Sub-system</b> Issue 3; Apr 04	<b>Replaces</b> RT/E/S/10137 Iss 2; Oct 00
---------------------	--	---

This Specification describes the process for assessing the requirement to provide Train Protection & Warning System (TPWS) equipment at signals, speed restrictions and buffer stops as defined in the Railway Safety Regulations 99.

Price: F (Contains TI 022)

<b>RT/E/S/10138</b>	<b>TPWS – Transmitter Loop Requirements and Positioning</b> Issue 3; Apr 04	<b>Replaces</b> RT/E/S/10138 Iss 2; Oct 00
---------------------	---	---

This Specification defines the criteria for the positioning of Train Protection and Warning System (TPWS) transmitter loops and determination of the need for Overspeed Sensor Systems (OSS).

Price: E (Contains TI 022)

 Additional Excel Content Available: Phone

<b>RT/E/S/10178</b>	<b>TPWS in Areas Where the Control of Train Movements is by RETB Signalling</b> Issue 1; Apr 04	<b>Replaces</b>
---------------------	---	-----------------

This specification mandates the requirements for installing Train Protection and Warning System (TPWS) in areas where the control of movement of trains is by Radio Electronic Token Block (RETB).

Price: F

<b>RT/E/S/11752</b>	<b>Train Detection</b> Issue 2; Aug 01	<b>Replaces</b> RT/E/S/11752 Iss 1; Dec 00 RT/E/S/10002
---------------------	--	---

This specification gives the necessary requirements for train detection systems to satisfy the mandatory requirements laid down in GK/RT0011.

Price: Phone

<b>RT/E/S/17004</b>	<b>Requirement Specification for a SSI Technician's Terminal</b> Issue 1; Feb 99	<b>Replaces</b>
---------------------	--	-----------------

This document specifies a Technician's Terminal (TT) for the Solid State Interlocking system. The system specified may be used as a replacement terminal for existing SSI schemes (currently using a TT built to the specification BR1960A) or for installation in new schemes.

Price: D

<b>RT/E/S/17005</b>	<b>SSI Long Line Link Telecommunications</b> Issue 1; Aug 99	<b>Replaces</b>
---------------------	--	-----------------

This specification states Network Rail's functional requirements for telecommunications systems for use with solid state interlocking long line link incorporating long distance terminal modules.

Price: C

<b>RT/E/S/17503</b>	<b>IECC Internal Subsystems Communications Requirements</b> Issue 1; Jun 99	<b>Replaces</b>
---------------------	---	-----------------

This specification mandates the internal subsystems communications requirements for all new and existing IECC schemes.

Price: D

<b>RT/E/S/17504</b>	<b>IECC Operating Specification for Signalling Control and Indications Purposes</b> Issue 3; Dec 03	<b>Replaces</b> RT/E/S/17504 Iss 2; Dec 01
---------------------	---	---

This operating specification defines the mandatory requirements for signalling control and indications equipment based on the use of colour visual display units (VDUs), and which forms a subsystem of the Integrated Electronic Control Centre (IECC). It does not define the requirements for the PC SPAD Monitor (PSM), which are defined elsewhere.

Price: F

<b>RT/SRS/2001</b>	<b>Requirement for Powered Point Operating Equipment</b> Issue 2; Dec 01	<b>Replaces</b> RT/SRS/01 Iss 1; Aug 00
--------------------	--	--

This company specification details the functional, physical, interface, performance and safety requirements for point operating equipment.

Price: D

## Product Specifications

<b>NR/PS/SIG/00018</b>	<b>ERSE Mk.4 Product Specification</b> Issue 1; Oct 06	<b>Replaces</b>
------------------------	--	-----------------

This product specification gives the requirements for a device that detects electrical noise from a train whilst it occupies a specific section of track, and then applies a shunt or disconnection to the track circuit containing that section of track.

Price: C

<b>NR/PS/SIG/19802</b>	<b>Train Actuated Disconnecter (TAD)</b> Issue 1; Aug 06	<b>Replaces</b>
------------------------	--	-----------------

This product specification gives the requirements for a device that detects electrical noise from a train whilst it occupies a specific section of track, and then applies a shunt or disconnection to the track circuit containing that section of track.

Price: C

<b>NR/SPEC/1003</b>	<b>Overlay Miniature Stop Light Equipment Specification</b> Issue 1; Jun 15	<b>Compliance</b> 05/09/15	<b>Replaces</b> New at Issue 96
---------------------	---	-------------------------------	------------------------------------

This document specifies the product acceptance criteria for the Overlay Miniature Stop Light system for use at user worked, footpath and bridleway level crossings. the design of signalling works applicable to the infrastructure;

Price: C

<b>RT/E/PS/00002</b>	<b>Adjustable Tie Bar for Rail Clamp Point Lock</b> Issue 1; Dec 99	<b>Replaces</b>
----------------------	---	-----------------

This line specification details the design, functional, physical, interface, performance and safety requirements for an adjustable tie bar used on rail clamp point locks.

Price: C

<b>RT/E/PS/00005</b>	<b>Railway Signalling Cable</b> Issue 1; Apr 00	<b>Replaces</b> GS/ES0872 Iss 2; Sep 93
----------------------	---	--

This document specifies the manufacturing requirements for railway signalling cables detailed in the scope of this Specification.

Price: D

<b>RT/E/PS/00009</b>	<b>Message Handling and Data Transmission Requirements Between Processor Based Systems</b> Issue 2; May 04	<b>Replaces</b> RT/E/PS/00009 Iss 1; May 01
----------------------	--	--

To ensure that Network Rail's electronic signalling and telecommunications systems can be expected to communicate and interact with each other, a common protocol and message classification needs to be specified. This document builds on past experience and best practice to ensure future compatibility.

Price: E

<b>RT/E/PS/00011</b>	<b>Train Protection and Warning System (TPWS) – Failure Indication Unit</b> Issue 1; Apr 01	<b>Replaces</b>
----------------------	---	-----------------

This specification has been prepared to define the requirements for a Train Protection and Warning System (TPWS) failure indication unit that is to be provided for the reporting of failed TPWS trackside sub-systems within mechanically signalled areas.

Price: C

<b>RT/E/PS/00012</b>	<b>Specification for the Preparation and Implementation of Train Descriptor System Parameter Tables</b> Issue 1; Aug 01	<b>Replaces</b>
----------------------	---	-----------------

This product specification defines the necessary features and information required by a train descriptor database to ensure a standard format throughout Network Rail's infrastructure.

Price: F

<b>RT/E/PS/00032</b>	<b>TPWS Self Powered Overspeed Sensor (SPOSS) Battery Procurement Specification</b> Issue 1; Dec 03	<b>Replaces</b>
----------------------	---	-----------------

This product specification states the requirements for the design, manufacture and testing of a battery suitable for use in a Train Protection and Warning System (TPWS) Self Powered Overspeed Sensor System (SPOSS).

Price: B

<b>RT/E/PS/00801</b>	<b>Requirement Specification for TDM Systems</b> Issue 3; Apr 05	<b>Replaces</b> RT/E/PS/00801 Iss 2; Feb 05
----------------------	--	--

The aim of this specification is to define the requirements for a basic bit to bit Time Division Multiplex (TDM) transmission system suitable for use in a variety of signalling applications on Network Rail.

Price: D

**RT/E/PS/11755 DC Track Circuits** Issue 1; Dec 00**Replaces**

This line specification states the minimum requirements for DC track circuits. It includes life-cycle requirements from design, safety and environmental through to installation, testing and maintenance.

Price: E

**RT/E/PS/11756 HVI Track Circuits** Issue 2; Aug 01**Replaces**

RT/E/PS/11756 Iss 1; Dec 00

This company specification states the minimum requirements for Alstom High Voltage Impulse (HVI) track circuits. It includes lifecycle requirements from design, safety and environmental through to installation, testing and maintenance.

Price: E

**RT/E/PS/11757 AC Phase-sensitive Track Circuits** Issue 1; Dec 00**Replaces**

This line specification states the minimum requirements for AC phase sensitive track circuits. It includes lifecycle requirements from design, safety and environmental to installation, testing and maintenance.

Price: F

**RT/E/PS/11760 Westinghouse Signals FS2600 Track Circuits** Issue 1; Dec 00**Replaces**

This Product Specification gives details of best practice in respect of Westinghouse Signals FS2600 track circuits in order to achieve the requirements of RT/E/S/11752.

Price: F

**RT/E/PS/11762 Track Circuit Assister Interference Detectors** Issue 1; Dec 00**Replaces**

This line specification states the minimum requirements for track circuit assister interference detectors. It includes lifecycle requirements from design, safety and environmental to installation, testing and maintenance.

Price: E

**RT/E/PS/11763 Reed Type RT Track Circuits** Issue 1; Dec 00**Replaces**

This line specification states the minimum requirements for Alstom Reed Type RT track circuits. It includes lifecycle requirements from design, safety and environmental to installation, testing and maintenance.

Price: E

**RT/E/PS/11764 Track Circuit Interrupters** Issue 1; Dec 00**Replaces**

This line specification states the minimum requirements for track circuit interrupters. It includes lifecycle requirements from design, safety and environmental to installation, testing and maintenance.

Price: C

**RT/E/PS/11765 Impedance Bonds** Issue 1; Dec 00**Replaces**

This line specification states the minimum requirements for impedance bonds. It includes lifecycle requirements from design, safety and environmental to installation, testing and maintenance.

Price: E

**RT/E/S/10015 Rail Clamp Point Lock Performance Specification for the Microswitch with Independent Contacts** Issue 1; Feb 98**Replaces**

This standard defines the performance requirements for microswitches with independent contacts used in rail point clamp lock detection circuitry.

Price: C

**RT/E/S/10031 Miniature Stop Light Unit** Issue 1; Mar 97**Replaces**

This document has been prepared to define the detailed requirements for a "Miniature stop light" unit for use on a level crossing.

Price: D

**RT/E/S/10041 Requirement Specification for an IECC System Monitor Terminal** Issue 1; Dec 99**Replaces**

This document specifies the requirements for an IECC System Monitor (ISM) Terminal. This terminal is a replacement for the Lynwood J500 which is now obsolete and no longer available for purchase.

Price: D

<b>RT/E/S/10059</b>	<b>Non-intrusive Earth Leakage Test Adapter for Reed FDM Systems</b> Issue 1; Aug 98	<b>Replaces</b>
---------------------	---	-----------------

This standard specifies the requirements for the non-intrusive FDM earth leakage adapter. The adapter allows a standard multi-meter to be adapted to allow it to measure the cable resistance to earth of the FDM system. Existing instruments for measuring the resistance pose the hazard of generating an interfering signal through its power supply and can therefore not be used on a live system.

Price: C

<b>RT/E/S/10065</b>	<b>Requirement Specification for a Barrier Operation Relay for L.C. Barriers</b> Issue 1; Feb 99	<b>Replaces</b>
---------------------	---	-----------------

This specification identifies the requirements for a barrier operation relay (24V dc working) for controlling level crossing barriers.

Price: D

<b>RT/E/S/21136</b>	<b>Track Circuit Operating Device</b> Issue 2; Oct 99	<b>Replaces</b> RT/E/S/21136 Iss 1; Apr 99
---------------------	---	---

This specification states the performance requirements for track circuit operating devices.

Price: D

### Level 1

<b>NR/L1/SIG/30040</b> NR/L1/RSE/30040	<b>EMC Strategy for Network Rail</b> Issue 1; Aug 08 EMC Strategy for Network Rail	<b>Compliance</b> 01/12/08	<b>Replaces</b> New at Issue 69
---	---	-------------------------------	------------------------------------

The purpose of this project is to address Network Rail's legal obligations under the EMC Directive and set high level EMC compliance statement.

**Note:** The renumbering of NR/L1/SIG/30040 to NR/L1/RSE/30040 denotes change of ownership only

Price: C

<b>NR/L1/SIG/50021</b>	<b>Signalling Asset Policy</b> Issue 3; Dec 16	<b>Compliance</b> 01/04/19	<b>Replaces</b> NR/L1/SIG/50021 Iss 2; Sep 16
------------------------	--	-------------------------------	--

The purpose of this document is to specify the asset management policy for Control, Command and Signalling (CCS) systems for CP6 and beyond.

Price: D Standard only; Complete, F See below for details of modules and individual pricing

NR/L1/SIG/50021	Module	Issue	Issue Date	Price
01	Workbank Planning	1	Jun 2016	D
02	Technology	2	Dec 2016	D
03	Maintenance	1	Jun 2016	C
04	Environmental and Social Performance	1	Jun 2016	B

### Level 2

<b>NR/L2/SIG/10013</b>	<b>Investigation of Signalling Equipment</b> Issue 3; Sep 11	<b>Compliance</b> 03/09/11	<b>Replaces</b> NR/L2/SIG/10013 Iss 2; Aug 08
------------------------	--	-------------------------------	--

This standard defines the requirements for authorising the technical investigation of signalling equipment on Network Rail infrastructure or property, undertaking the investigation, and distributing Investigation Reports.

Price: C

<b>NR/L2/SIG/10016</b>	<b>Requirements for an Asset Maintenance Process</b> Issue 4; Sep 11	<b>Compliance</b> 03/09/11	<b>Replaces</b> NR/L2/SIG/10016 Iss 3; Aug 08
------------------------	---	-------------------------------	--

To define the requirements for an asset maintenance process for Network Rail's infrastructure assets to consistently operate within required safety, business and technical parameters.

Price: B

<b>NR/L2/SIG/10027</b>	<b>Surveillance of Signal Engineering Activities</b> Issue 4; Dec 15	<b>Compliance</b> 05/03/16	<b>Replaces</b> NR/L2/SIG/10027 Iss 3; Sep 11
------------------------	--	-------------------------------	--

The business process for surveillance of signal engineering activities:

- provides assurance on staff competency when working on signalling assets;
- confirms that work on signalling assets is being completed correctly;
- gathers evidence to support IRSE licensing processes.

Price: C  Additional Excel Content Available: Phone

<b>NR/L2/SIG/10028</b>	<b>Inspection of Signal Engineering Maintenance Assests</b> Issue 7; Dec 15	<b>Compliance</b> 05/03/16	<b>Replaces</b> NR/L2/SIG/10028 Iss 6; Sep 11
------------------------	--	-------------------------------	--

The business process for inspection of signalling assets:

- provides assurance that assets are being maintained to the correct standard;
- verifies the asset condition is as expected for the current maintenance regime and the age of installation;
- provides verification of ellipse data against the asset information specification for a sample of the asset inspected.

Price: E

<b>NR/L2/SIG/10047</b>	<b>Management of Safety Related Reports for Signalling and Telecoms Failures</b> Issue 16; Jun 17	<b>Compliance</b> 02/09/17	<b>Replaces</b> NR/L2/SIG/10047 Iss 15; Jun 12
------------------------	--	-------------------------------	---

This process enables the management of safety related failures of signalling & telecoms equipment and services on Network Rail Managed Infrastructure.

Price: C

<b>NR/L2/SIG/10157</b>	<b>Signal Sighting Assessment Process</b> Issue 3; Mar 17	<b>Compliance</b> 03/04/17	<b>Replaces</b> NR/L2/SIG/10157 Iss 2; Aug 08
------------------------	--	-------------------------------	--

This business process describes the process to assess signal sighting of proposed or applied signalling assets to be read and understood by train drivers and staff influencing train movements.

Price: D

<b>NR/L2/SIG/10158</b>	<b>Specification for Signal Sighting Assessment</b> Issue 1; Mar 17	<b>Compliance</b> 03/04/17	<b>Replaces</b> NR/L2/SIG/10157 Iss 2; Aug 08
------------------------	--	-------------------------------	--

This specification details the requirements to be applied when assessing signal sighting of proposed or applied signalling assets to be read and understood by train drivers and staff influencing train movements.

Price: E

<b>NR/L2/SIG/10160</b>	<b>Signal Engineering: Implementation of IRSE Licensing Scheme - the Route to Competence</b> Issue 2; Sep 11	<b>Compliance</b> 03/09/11	<b>Replaces</b> RT/E/P/10160 Iss 1; Apr 04
------------------------	---	-------------------------------	---

This standard sets out the requirement for the mandatory application of the IRSE Licensing Scheme to Network Rail's own engineers and technicians as well as those of its contractors and/or consultants.

Price: C

<b>NR/L2/SIG/10173</b>	<b>TPWS – Track Sub-system Installation Requirements</b> Issue 4; Aug 08	<b>Compliance</b> 26/08/08	<b>Replaces</b> RT/E/S/10173 Iss 3; Apr 04
------------------------	---	-------------------------------	---

This specification has been prepared to define the detailed requirements for installation of the track sub-system equipment associated with the Train Protection and Warning System (TPWS).

Price: F

<b>NR/L2/SIG/11010</b>	<b>Management of Signalling and Communication Systems</b> Issue 3; Sep 11	<b>Compliance</b> 03/09/11	<b>Replaces</b> NR/L2/SIG/11010 Iss 2; Aug 08
------------------------	--	-------------------------------	--

The purpose of this standard determines that the managerial responsibility for train control and communications systems is not divided in any way which increases risk.

Price: B

<b>NR/L2/SIG/11107</b>	<b>Silver Migration</b> Issue 4; Mar 12	<b>Compliance</b> 03/03/12	<b>Replaces</b> NR/L2/SIG/11107 Iss 3; Dec 11
------------------------	--	-------------------------------	--

Silver Migration can lead to wrong side failures. This standard specifies:

- The required inspection regime
- Remedial actions to be taken
- Competence for staff undertaking inspections

The high risk conditions are also described.

Price: C

<b>NR/L2/SIG/11120</b>	<b>Process for Management of Signal Engineering Technical Instructions and Notice Boards</b> Issue 10; Aug 08	<b>Compliance</b> 26/08/08	<b>Replaces</b> RT/E/P/11120 Iss 9; Feb 05
------------------------	--	-------------------------------	---

This standard details the process for managing the production of information that is specific to signal engineering and needs to be published quickly to facilitate safe working and good practice.

Price: C

<b>NR/L2/SIG/11129</b>	<b>Life Management of Signalling Relays, Searchlight and Banner Signals</b> Issue 6; Sep 11	<b>Compliance</b> 30/09/2014	<b>Replaces</b> NR/L2/SIG/11129 Iss 5; Aug 08
------------------------	---	---------------------------------	--

This standard details the requirement to control the risks presented by failures of signalling relays and electromechanical searchlight and banner signal mechanisms. The aim of life management, as it relates to signalling relays, searchlight and banner signals performing safety critical or safety related functions, is to check that equipment continues to operate within its specified parameters. Relay replacement /servicing shall be considered as part of the renewals programme as it is a life extension activity. However, some applications will require periodic maintenance servicing of particular relays to demonstrate safety.

Price: D

<b>NR/L2/SIG/11201</b>	<b>Signalling Design Handbook</b> Issue 11; Jun 18	<b>Compliance</b> 01/12/2018	<b>Replaces</b> NR/L2/SIG/11201 Iss 10; Jun 15
------------------------	--	---------------------------------	---

This standard, details mandatory requirements and mandates standards for the production of signalling design detail to support:

- safe development and design of new and altered signalling systems impacting on Network Rail controlled infrastructure;
- safe interfaces between all parties and systems;
- design details are prepared and presented clearly, accurately, consistently and unambiguously; and
- client's specified requirements are met and the design is fit for purpose

Price: C Standard only; Complete, Phone

See below for details of modules and individual pricing

NR/L2/SIG/11201/	Title	Issue	Issue Date	Price
Protocol	Signalling – Design Policy	1	Jun 2018	C
Mod A1-1	Competency	1	Jun 2018	B
Mod A1-2	Signalling Design- Overview	1	Jun 2018	C
Mod A1-3	Signalling Design Specifications	1	Jun 2018	C
Mod A2-1	Design Media	1	Jun 2018	B
Mod A2-2	Drawing Techniques	1	Jun 2018	B
Mod A2-3	Design Drawing Control	1	Jun 2018	C
Mod A2-4	Configuration Control (Including Title Blocks & Indexing)	1	Jun 2018	D
Mod A2-5	Source Records- Ordering & Return	1	Jun 2018	B
Mod A2-6	Source Records 'Update	1	Jun 2018	B
Mod A2-7	Source Records 'As Built' Technical Review	1	Jun 2018	B
Mod A2-8	Design Presentation & Conventions	1	Jun 2018	C
Mod A2-9	Functionally Equivalent Design	1	Jun 2018	D
Mod A2-10	Signalling Design Production Process	1	Jun 2018	C
Mod A2-11	Certification & Verification Process	1	Jun 2018	C
Mod A2-12	Overlapping & Parallel Design	1	Jun 2018	D
Mod A2-13	Signalling Stageworks & Partially Commissioned Design Work	1	Jun 2018	B
Mod A2-14	Design Logs	1	Jun 2018	B
Mod A2-16	Dependability (Including RAMS)	1	Jun 2018	B
Mod A2-17	Risk Assessments & Safety System	1	Jun 2018	C
Mod A2-19	Assessment of Signalling Systems before Signalling Design Alterations	1	Jun 2018	B
Mod A2-20	Correlation of Signalling Records	1	Jun 2018	C
Mod A2-21	Design Modifications	1	Jun 2018	C
Mod A2-23	Recovery of Redundant Assets	1	Jun 2018	C
Mod A2-24	Data Systems	1	Jun 2018	B
Mod A2-25	SSI Systems	1	Jun 2018	B
Mod A2-26	IECC Data Systems	1	Jun 2018	C
Mod A2-27	Intelligent Infrastructure	1	Jun 2018	C
Mod A3-1	Operating Requirements Review	1	Jun 2018	B
Mod A3-2	Project Requirements for Signalling Schemes	1	Jun 2018	C
Mod A3-3	Signalling Scheme Plans	1	Jun 2018	E
Mod A3-4	Equipment Identity Grids	1	Jun 2018	B
Mod A3-5	Signal Spacing Parameters	1	Jun 2018	B
Mod A3-6	Aspect Sequence charts	1	Jun 2018	B
Mod A3-7	Signal Sighting	1	Jun 2018	B
Mod A3-10	Signalling Scheme Plans Best Practice	1	Jun 2018	B
Mod A4-2	Signalling Plan & Signal Box Notes (including GFs and Level Crossings)	1	Jun 2018	C
Mod A4-3	Location Area Plan & Cable Route Plan	1	Jun 2018	B
Mod A4-4	Bonding Plans	1	Jun 2018	B
Mod A4-5	Switch and Crossing (S&C) Plans	1	Jun 2018	B
Mod A4-6	Cable Plans & Power Schematic Plans	1	Jun 2018	C
Mod A4-7	Mechanical Locking & Mechanical Engineering Detail	1	Jun 2018	B

NR/L2/SIG/11201/	Title	Issue	Issue Date	Price
Mod A4-8	Signal Box, Interlocking & Lineside Location Circuits	1	Jun 2018	E
Mod A4-9	Electronic Systems	1	Jun 2018	B
Mod A4-10	Operation and Maintenance Details	1	Jun 2018	B
Mod A5-1	Symbols for Plans and Sketches used in Signalling Applications	1	Jun 2018	D
Mod A5-2	Symbols for Signalling Circuit Diagrams	1	Jun 2018	D
Mod A5-3	Signalling Design Control tables	1	Jun 2018	D
Mod A5-3/Appendix A	Conventions, General Notes, Dollar Notes and Signallers Route Lists	1	Jun 2018	D
Mod A5-3/Appendix B	RR1 Signal and aspect control tables	1	Jun 2018	C
Mod A5-3/Appendix C	RR1 point and ground frame control tables	1	Jun 2018	C
Mod A5-3/Appendix D	Control tables for level crossings	1	Jun 2018	D
Mod A5-3/Appendix E	Control tables for train warning and protection systems	1	Jun 2018	C
Mod A5-3/Appendix F	Control Tables For Staff Protection Systems (TOWS)	1	Jun 2018	B
Mod A5-3/Appendix G	Control Tables For Block Systems & Electro-mechanical	1	Jun 2018	C
Mod A5-3/Appendix H	SSI Control Tables	1	Jun 2018	E
Mod A5-3/Appendix J	SIMIS – W Control Tables	1	Jun 2018	C
Mod A5-3/Appendix K	Signalling Control Tables – MCB-OD Level Crossings	1	Jun 2018	C
Mod A5-4	Definitions	1	Jun 2018	D
Mod A5-5	Signalling Control Centres	1	Jun 2018	Phone
Mod A5-6	CAD Cell Library	1	Jun 2018	C
Mod B1	Circuits - General Introduction	5	Jun 2018	B
Mod B2	Safety Hazards	5	Jun 2018	B
Mod B3	Circuits - General	7	Jun 2018	D
Mod B4	Circuits – Fusing & Looping of Signalling Circuits	5	Jun 2018	C
Mod B5	Circuits – Electromagnetic Compatibility of Electronic Equipment	5	Jun 2018	C
Mod B6	Circuits – Insulation and Earthing for Occupational Safety	5	Jun 2018	C
Mod B7	Interlockings – General	7	Jun 2018	F
Mod B8	Interlockings – Lever Frame Interlocking Guidelines	5	Jun 2018	D
Mod B9	Interlockings – Free-Wired Route Setting Interlocking Guidelines	5	Jun 2018	D
Mod B10	Interlockings – Geographical Relay Interlocking Guidelines	5	Jun 2018	D
Mod B11	Interlockings – Electronic Interlocking Guidelines	5	Jun 2018	C
Mod B12	Transmission Systems - (Cable terminations & Cable routes)	5	Jun 2018	D
Mod B13	Points - General	5	Jun 2018	C
Mod B17	Signals – General	5	Jun 2018	C
Mod B19	Signals – Relay Circuits	5	Jun 2018	C
Mod X01	Level Crossings - General	1	Sep 2011	C
Mod X02	Level Crossings - Common Design Requirements	2	Jun 2012	D
Mod X10	Level Crossings - Automatic Half Barriers (AHB)	1	Sep 2011	C
Mod X11	Level Crossings - Automatic Barrier Crossing Locally Monitored (ABCL)	2	Jun 2012	D
Mod X12	Level Crossings - Automatic Open Crossing Locally Monitored (AOCL)	2	Jun 2012	C
Mod X13	Level Crossings - Automatic Open Crossing Locally Monitored Plus Barriers (AOCL + B)	1	Sep 2011	B
Mod X14	Level Crossings - Open Crossing With Additional Flashing Lights	1	Sep 2011	B
Mod X20	Level Crossings - Manned Gated Crossings (MG)	1	Sep 2011	A
Mod X21	Level Crossings - Manually Controlled Barriers With Obstacle Detector (MCB-OD)	3	Jun 2012	C
Mod X22	Level Crossings - Manually Controlled Barriers (MCB)	2	Jun 2012	C
Mod X23	Level Crossings - Manually Controlled Barriers With Closed Circuit Television (MCB- CCTV)	1	Sep 2011	B
Mod X24	Level Crossings - On Call Barriers (MCB-OC)	2	Jun 2012	C
Mod X25	Level Crossings - Wicket Gate Magnetic Locks	1	Sep 2011	B
Mod X30	Level Crossings - Traincrew Operated Gates (TOG)	1	Sep 2011	A
Mod X31	Level Crossings - Traincrew Operated Barriers (TOB)	1	Sep 2011	C
Mod X39	System Application Specification for Overlay Miniature Stop Light Level Crossings	1	Jun 2015	C
Mod X40	Level Crossings - Miniature Stop Lights (MSL)	2	Jun 2012	B
Mod X41	Level Crossings - User Worked Barriers	1	Sep 2011	A
Mod X42	Level Crossings - Power Operated Gate Openers (POGO)	1	Sep 2011	B
Mod X99	Level Crossings - History Of Level Crossing Protection	1	Sep 2011	C

<b>NR/L2/SIG/11213</b>	<b>Signalling Cable Equivalent Sizes</b> Issue 2; Sep 11	<b>Compliance</b> 03/09/2011	<b>Replaces</b> RT/E/C/11213 Iss 1; Aug 00
------------------------	--	---------------------------------	---

This standard authorises the use of cables to NR/L2/SIG/00005 or GS/ES0872 as alternatives to BR 872 and older imperial sized cables which are shown on the design record. This is in order to eliminate the need to specially order obsolete types of cable where there is an equivalent in the current NR/L2/SIG/00005 range.

Price: B

<b>NR/L2/SIG/11400</b>	<b>HPSS Handbook</b> Issue 7; Mar 19	<b>Compliance</b> 01/06/19	<b>Replaces</b> NR/L2/SIG/11400 Iss 6; Jun 12
------------------------	--------------------------------------	-------------------------------	--

This manual provides instruction and guidance on the application of HPSS on Network Rail Infrastructure.

Price: D Standard only; Complete, Phone See below for details of modules and individual pricing

NR/L2/SIG/11400/	Module	Issue	Issue Date	Price
ER/R/1/0037	HPSS Corrective Maintenance Procedures: HPSA Point Machine Plain Lead Switches: UIC54 & RT60	12	Mar 2019	E
ER/R/1/0111	HPSS Corrective Maintenance Procedures: Powerlink Backdrive Plain Lead Switches: UIC54 & RT60	7	Apr 2012	D
ER/R/1/0169	HPSS Power Pack: Design Guide	5	Nov 2012	C
ER/R/1/0183	HPSS Spares Catalogue	2	Oct 2012	E
ER/R/1/0224	High Performance Switch System (HPSS) Comprising High Performance Switch Actuator and Powerlink Backdrive	2	Mar 2019	E
HPSS/IBP	New HPSS Documentation: Introductory Briefing Pack	1	Jun 2009	C

<b>NR/L2/SIG/11655</b>	<b>Management of Cable &amp; Wire Insulation</b> Issue 3; Dec 11	<b>Compliance</b> 03/12/11	<b>Replaces</b> NR/L2/SIG/11655 Iss 2; Aug 08
------------------------	--	-------------------------------	--

The safety integrity of the signalling system is at risk if cable/wire insulation is allowed to degrade. This standard specifies:

- The requirements for inspections
- The precautions to be taken during inspections
- Constraints to be placed on work where degradation is detected, and
- Action to be taken to remove degraded wiring/installations.

When the insulation degrades, the inner conductor can become exposed and come into contact with other exposed wires and terminals. The risks are that:

- Contacts are bypassed in a circuit
- Circuits are falsely energised
- Electrical shock, especially when carrying out hand tracing.

Price: D

<b>NR/L2/SIG/11704</b>	<b>Signalling Requirements for the Application Design &amp; Management of Points</b> Issue 4; Mar 19	<b>Compliance</b> 01/06/19	<b>Replaces</b> NR/L2/SIG/11704 Iss 3; Sep 11
------------------------	--	-------------------------------	--

This business process defines the signalling requirements to manage risk associated with application design and management of points used on Network Rail controlled infrastructure.

Price: D

<b>NR/L2/SIG/11711</b>	<b>Digital Railway Ready Signalling</b> Issue 2; Mar 18	<b>Compliance</b> 31/05/18	<b>Replaces</b> RT/E/C/11711 Iss 1; Jun 03
------------------------	---	-------------------------------	---

The purpose of this document is to provide a specification for a Digital Railway Ready or 'ETCS Ready' signalling renewal. This will enable any signalling works undertaken in advance of a future Digital Railway deployment to be upgraded with minimum disruption and cost to the existing signalling, allowing a staged approach to future ETCS/TMS deployment to be adopted. Therefore the ETCS trackside might not be fully operational or installed at the time a re-signalled area is commissioned into service.

Price: D

<b>NR/L2/SIG/11766</b>	<b>Aster and Aster21 Track Circuit Manual</b> Issue 1; Jun 16	<b>Compliance</b> 03/09/16	<b>Replaces</b> New at Issue 100
------------------------	---	-------------------------------	-------------------------------------

This document mandates the application of the Aster and Aster21 application manuals and provides instruction and guidance on the application of Aster and Aster21 track circuits.

Price: B Standard only; Complete F See below for details of modules and individual pricing

NR/L2/SIG/11766	Title	Issue	Issue Date	Price
A010	The Aster Type 'U' Jointless Track Circuits for Non-Electrified Lines		Jan 1980	E
A020	Aster21 Track Circuit Application Manual	4	Jun 2016	D
A040	Modifications to EBI Track 200 T121 Tuning Unit and ETU T1/T2 Connections and Trackside Wiring Recommendations	3	Jan 2012	B
D010	Aster21 Training Brief	1	Apr 2016	D

## 4.20 SIGNAL ENGINEERING

**SIG**  
**Level 2**

**NR/L2/SIG/11774**      **Clamp Lock Handbook** Issue 3; Jun 12

**Compliance**  
01/12/12

**Replaces**  
RT/E/C/11774 Iss 2; Feb 03

This Level 2 standard has been updated and mandates the application of the Clamp Lock Handbook. It is intended to provide instruction and guidance on the application of the Rail Clamp Point Lock on Network Rail Infrastructure.

Price: C Standard only; Complete, Phone

See below for details of modules and individual pricing

NR/L2/SIG/11774	Title	Issue	Issue Date	Price
SR0001GA	Clamp Lock Pointcare (aka NR/L2/SIG/11774/A113)	1	Jun 2012	D
SR0001GB	Clamp Lock Installation Pre-Inspection (aka NR/L2/SIG/11774/A114)	1	Jun 2012	C
SR0001IA	Clamp Lock General Information (aka NR/L2/SIG/11774/A110)	1	Jun 2012	E
SR0001IB	Clamp Lock Run-Throughs (aka NR/L2/SIG/11774/A111)	1	Jun 2012	A
SR0001IC	Clamp Lock Associated Equipment (aka NR/L2/SIG/11774/A112)	1	Jun 2012	B
SR0001SA	Clamp Lock Equipment Catalogue (aka NR/L2/SIG/11774/A116)	1	Jun 2012	D
SR0001SB	Clamp Lock Torque Specifications (aka NR/L2/SIG/11774/A117)	1	Jun 2012	A
SR0001SC	Clamp Lock Special Tools & Gauges (aka NR/L2/SIG/11774/A119)	1	Jun 2012	A
SR0001SD	Clamp Lock Standard Tools (aka NR/L2/SIG/11774/A118)	1	Jun 2012	A
SR0001SE	Clamp Lock Handbook Reference Documentation (aka NR/L2/SIG/11774/A120)	1	Jun 2012	A
SR0001TA	Clamp Lock Fault Finding (aka NR/L2/SIG/11774/A115)	1	Jun 2012	C
SRA0101RA	Clamp Lock NR60 In-Bearer Installation (aka NR/L2/SIG/11774/B110)	1	Jun 2012	C
SRA0201RA	Clamp Lock Rail Clamp Point Lock Installation (aka NR/L2/SIG/11774/C110)	1	Jun 2012	C
SRA0301RA	Clamp Lock UIC54B Installation (aka NR/L2/SIG/11774/D110)	1	Jun 2012	C
SRA0401RA	Clamp Lock switch Diamond Installation (NR/L2/SIG/11774/E110)	1	Jun 2012	C

**NR/L2/SIG/13251**      **Signalling Infrastructure Condition Assessment (SICA) Handbook** Issue 3; Aug 08

**Compliance**  
26/08/08

**Replaces**  
RT/E/P/13251 Iss 2; Feb 05

The purpose of this specification is to define the arrangements for the management of signalling infrastructure condition assessments, undertaking SICA assessments and using the SICA model.

Price: C

### Associated Document

NR/L2/SIG/13251/	Module	Issue	Issue Date	Price
SICA UM	SICA3 User Manual	1	Jun 2004	F

**NR/L2/SIG/14201**      **Signalling Risk Assessment Handbook** Issue 4; Jun 19

**Compliance**  
01/06/19

**Replaces**  
NR/L2/SIG/14201 Iss 3; Sep 18

This manual provides a framework for consistent production of suitable and sufficient risk assessments for the Signalling system. It sets out the procedures and the specification of tools that Network Rail uses to comply with published standards requiring signalling risk assessment.

Price: B Standard only; Complete, Phone

See below for details of modules and individual pricing

NR/L2/SIG/14201/	Title	Issue	Issue Date	Price
Mod01	Prevention and Mitigation of Overruns - Procedure for Risk Assessment of Signals	1	Sep 2018	D
Mod02	Prevention and Mitigation of Overruns - Preliminary Assessment Specification	1	Sep 2018	B
Mod03	Prevention and Mitigation of Overruns - Junction Screening Tool Specification	1	Sep 2018	C
Mod04	Prevention and Mitigation of Overruns - Signal Overrun Risk Assessment Tool Specification	2	Mar 2019	D
Mod05	Prevention and Mitigation of Overruns - Signal Overrun Risk Assessment Tool – Level Crossing Specification	2	Mar 2019	E
Mod06	Layout Risk Workshop Specification	1	Sep 2018	D
Mod07	Competence Requirements	1	Sep 2018	C

**NR/L2/SIG/17002**      **SSI Applications Manual Contents** Issue 26; Sep 18

**Compliance**  
01/12/18

**Replaces**  
NR/L2/SIG/17002 Iss 25; Sep 15

The SSI Applications Manual provides requirements and guidance, to support Solid State Interlocking (SSI) installation onto Network Rail's signalling infrastructure.

Price: C Standard only; Complete, Phone

See below for details of modules and individual pricing

Number	Title	Issue	Issue Date	Price
<b>SSI8003-10</b>	<b>Interlocking:</b>			
Chapter A	Table of Contents	9	Mar 2012	B
Chapter B	Introductory Information	4	Mar 2012	D
Chapter C	Data Format, I/L ID, Identity Files, Etc.	4	Mar 2012	C
Chapter D	Data Files Source Language	3	Mar 2012	D
Chapter E	IPT, PFM and PRR Files	9	Mar 2012	D

Number	Title	Issue	Issue Date	Price
Chapter F	FOP and MAP Files	7	Mar 2012	C
Chapter G	OPT File	9	Mar 2012	D
Chapter H	Timing Constraints, Failures and Related Documentation	5	Aug 2004	B
<b>SSI8003-20</b>	<b>Panel Processor:</b>			
Chapter A	Table of Contents	6	Apr 2008	A
Chapter B	Introductory Information	6	Apr 2008	C
Chapter C	Data Files and Related Documentation	7	Mar 2012	D
SSI8003-30	Diagnostic	4	Sep 2015	D
<b>SSI8003-40</b>	<b>Simulator:</b>			
Chapter A	Table of Contents	2	Feb 2002	A
Chapter B	Introduction and TFM and Interlocking Simulation	2	Feb 2002	B
Chapter C	Train Simulation	2	Feb 2002	D
<b>SSI8003-51</b>	<b>Communications With Other Interlockings:</b>			
Chapter A	Table of Contents	9	Jun 2011	A
Chapter B	Introduction and Simpler Boundaries	6	Dec 2010	C
Chapter C	Route Locking Across Boundaries	11	Sep 2015	E
Chapter D	Communications with other Interlockings: Boundaries Through Crossovers, SSI/RRI Boundaries, and Relay Interfaces Between SSIs	9	Sep 18	D
Chapter E	Special and More Complex Features	5	Apr 2008	C
SSI8003-52	Timing Constraints on Interlocking Data Complexity	8	Sep 2015	D
SSI8003-53	Interfacing with IECC/ARS	6	Sep 2018	D
SSI8003-54	Data/Compiler/Program Compatibility	8	Sep 2018	D
SSI8003-55	Data Style	2	Aug 1999	C
SSI8003-56	Signal Group Replacement Control	3	Sep 2015	C
SSI8003-61	TISP and TORR	5	Sep 2015	D
SSI8003-62	Automatic and Distant Signals	7	Sep 2015	C
SSI8003-63	Route Class Selection and Overlap Releasing	10	Dec 2010	D
SSI8003-64	Ground Frames and Shunter's Releases	6	Mar 2012	D
<b>SSI8003-65</b>	<b>Swinging Overlaps:</b>			
Chapter A	Table of Contents	8	Mar 2012	B
Chapter B	Principles and Examples 1 & 2	7	Mar 2012	C
Chapter C	Examples 3 & 4	7	Sep 2015	D
Chapter D	Alternative Methods, Preferred and Non- Permitted Overlaps and Alternative Execution Clauses	7	Dec 2010	D
Chapter E	Additional Methods	6	Sep 2015	E
SSI8003-66	Restoration of Points	9	Sep 2015	D
SSI8003-67	Searchlight Signals and Banner Repeating Signals	6	Sep 2015	D
<b>SSI8003-68</b>	<b>Preset Shunts:</b>			
Chapter A	Table of Contents	6	Oct 2005	A
Chapter B	Principles and Data Preparation	7	Sep 2018	C
Chapter C	More Complex Data Example	9	Sep 2018	C
<b>SSI8003-69</b>	<b>Junction Signalling:</b>			
Chapter A	Table of Contents	6	Jun 2011	A
Chapter B	Principles and Data Preparation	7	Sep 2015	D
Chapter C	More Complex Data Example	4	Aug 2004	D
SSI8003-71	Divided Sets of Points	2	Feb 2002	B
SSI8003-72	Co-Acting Signals	4	Sep 2015	C
SSI8003-73	Opposing Locking Omitted	2	Feb 2002	A
SSI8003-74	Lockout Devices	4	Apr 2008	D
SSI8003-75	Track Circuit Interrupters and Wide-to-gauge Trap Points	2	Feb 2002	C
SSI8003-76	AWS & SPAD Inductors	7	Sep 2018	D
SSI8003-77	Bi-directional Signalling with Automatic or Semiautomatic Signals	6	Sep 2015	D
SSI8003-78	Consecutive Double Yellow Aspect Sequences	2	Feb 2002	C
SSI8003-79	Special Signal Controls	7	Sep 2018	D
SSI8003-80	One Train System Without Staff	1	Aug 2004	C
SSI8003-81	TPWS	8	Sep 2018	E
SSI8003-82	Sequential Proving of Track Circuits	1	Feb 2002	D
SSI8003-83	Permissive Controls	4	Jun 2012	D
SSI8003-84	Relay Interfaced Signals	2	Mar 2012	D
SSI8003-85	Robust Train Protection	3	Sep 2015	D
SSI8003-91	Interlocking and Panel Processor Data Syntax Specs	2	Feb 2002	C
SSI8003-92	Obsolescent Data	1	Feb 2001	C
<b>SSI8150</b>	<b>SSI Software Record:</b>			

Number	Title	Issue	Issue Date	Price
Chapter A	Table of Contents	8	Dec 2009	C
Chapter B	Main Document	7	Sep 2015	D
Chapter C	Appendix 1	8	Sep 2015	D
Chapter D	Appendices 2 to 5	7	Sep 2015	D
Chapter E	Appendices 6, 7 & 9	11	Jun 2012	C
SSI8151	Retrospective and Other Amendments	3	Sep 2015	E
<b>SSI8500</b>	<b>Design of SSI Schemes:</b>			
Chapter A	Table of Contents	12	Mar 2012	B
Chapter B	Scope of Document	7	Sep 2015	A
Chapter C	SSI General Description	8	Sep 2015	B
Chapter D	Signalling Schemes	16	Sep 2015	E
Chapter E	Power Supplies	6	Sep 2015	B
Chapter F	Signaller's Console	5	Mar 2012	C
Chapter G	Cabling and Connections	12	Sep 2015	D
Chapter H	Accommodation and Locations	6	Sep 2015	B
Chapter I	Equipment Procurement and Specifications	7	Sep 2015	C
Chapter J	Documentation	5	Feb 2002	A
SSI8503	Earthing and Bonding of Solid State Interlocking Equipment	4	Mar 2011	D
<b>SSI8505</b>	<b>SSI Data Procedures:</b>			
Chapter A	Table of Contents	6	Sep 2015	B
Chapter B	General Information	6	Sep 2015	B
Chapter C	Data Production	4	Feb 2002	D
Chapter D	Installation	6	Sep 2015	D
Chapter E	Maintenance	1	Feb 2002	A
Chapter F	Record Keeping	2	Sep 2015	B
Chapter G	EPROM and Memory Module Programming	1	Feb 2002	C
SSI8506	MkII Paged Technician's Terminal Installation Manual	2	Sep 2015	C
SSI8507	Relay Interfaced SSI	3	Dec 2011	D
SSI8508	SSI Technician's Terminal Logger Recorder User Guide	4	Dec 2009	D
SSI8509	SSI Graphical Replay User's Guide	6	Dec 2009	D
SSIDIS018	Electro-Hydraulic Trainstops	3	Jun 2005	C
SSIDIS101	Non Panel Interfaces	3	Nov 2010	B
SSIDIS105	Override Emergency Route Setting	6	Dec 2001	B
SSIDIS106	TFM Mk 111 Flashing Yellow Lamp Proving	8	Jul 2002	B
SSIDIS108	SSI Application of Bombardier Fibre Optic Colour Light Signal, Full Size Fibre Optic Alpha Numeric Route Indicator and Fibre Optic Junction Route Indicator	4	Sep 2002	B
SSIDIS109	TPWS Method 3 and Flashing Aspects	5	Dec 2002	B
SSIDIS112	Axle Counter Data	21	Jan 2013	E
SSIDIS114	Aspect Restriction Following Axle Counter Restoration	27	Sep 2018	E
SSIDIS121	Relay Interfaced Signal Temporary Nomenclature for MCS	2	Jan 2004	A
SSIDIS126	Axle Country Preparatory Reset and Restoration Data	4	Dec 2005	C
SSIDIS129	Crossing Stopping/Non-stopping switch Data & Non provision of Power On Input (MSL Crossings only)	8	Mar 2012	C
SSIDIS131	Sequential Calling of Point Ends with the Same Number	3	Sep 2005	B
SSIDIS136	Flashing Aspects - Proving Double Yellow	2	Dec 2006	A
SSIDIS137	Directional Interlocking	3	Mar 2007	C
SSIDIS138	Over-run Detection	10	Aug 2011	D
SSIDIS145	MCB Level Crossing Controls	4	Jan 2008	D
SSIDIS145/ Appendix B	MCB-OD Typical Circuit Extracts	2	Apr 2007	C
SSIDIS145/ Appendix C	MCB/CCTV Stopping/Non-Stopping Controls	2	Jan 2013	B
SSIDIS146	Two and Three Aspect LED Banner Repeaters	1-	Sep 2018	D
SSIDIS148	Operation of E.P Points Using SSI TFMs	2	Mar 2008	B
SSIDIS149	PoSA Signals	11	Sep 18	D
SSIDIS150	SSI Data Link Test Point Provision	3	Sep 2008	B
SSIDIS161	Directional Interlocking Cross Boundary Relay Interface and Internal Datalink	2	Nov 2009	C
SSIDIS162	Swinging Overlap across a Boundary - Crossover with Separately Numbered Point Ends	2	Nov 2009	D
SSIDIS165	Set to Work and Cross Boundary Best Practice	6	Feb 2011	B
SSIDIS166	Separate Permissive and Non Permissive Shunt Routes	2	Feb 2010	B
SSIDIS171	Directional Interlocking: 3 Position Switch	4	Sep 2018	C
SSIDIS171 Appendix A	Directional Interlocking: 3 Position Switch: Working Across a Relay Interface	3	Sep 2018	B
SSIDIS172	Sequential Operation of Point Ends	2	Jan 2013	C

Number	Title	Issue	Issue Date	Price
SSIDIS176	Swinging Overlaps Where Hinge Points May Be Subject to Conflicting Calls in Quick Succession	2	Feb 2013	A
SSIDIS177	MCB-OD Level Crossing Interface	6	Sep 2018	D
SSIDIS177 – Appendix A	Appendix A – MCB-OD Interface to SSI	4	Jun 2014	C
SSIDIS178	Splitting Distant and Flashing Aspect Signals: Data Correction	2	Mar 2014	B
SSIDIS180	Problem with Obsolescent Horizontal Boundary Data	1	Jun 2013	B
SSIDIS183	Implementation of Overrun Detection and Management for IECC	1	Sep 2013	B
SSIDIS184	TPWS Zero	1	July 2013	B
SSIDIS188	Swinging Overlaps: Defensive Data	8	Sep 2018	E
SSIDIS190	Ground Frame with Route Setting Release	5	Sep 2018	C
SSIDIS192	Alstom Modular Signalling Relay-Interfaced Signals	3	Sep 2018	D
SSIDIS193	Over-Run Protection	1	Dec 2014	C
SSIDIS200	Slots and Route Releases	3	Sep 2018	C
SSIDIS206	Simplified Swinging Overlap Data	1	Sep 2018	C

<b>NR/L2/SIG/19608</b>	<b>Level Crossing Asset Inspection and Implementation of Minimum Action Codes</b> Issue 7; May 14	<b>Compliance</b> 06/09/14	<b>Replaces</b> NR/L2/SIG/19608 Iss 6; Jun 11
------------------------	---	-------------------------------	--

This document provides Level Crossing Managers (LCMs) and Delivery Unit staff, see RACI in clause 4, with acceptable means of compliance for the inspection of level crossing assets.

Price: D

<b>NR/L2/SIG/19609</b>	<b>Requirements for Colour Light Junction Signalling</b> Issue 1; Oct 07	<b>Compliance</b> 01/01/08	<b>Replaces</b> BP 5400 Iss 1; Dec 13
------------------------	--	-------------------------------	--

With changes in driving techniques and the need for more intensive use of the network, the rules for signalling junctions have changed and developed. With the object of “one railway, one way” this standard lays down the principles to be followed and states how GK/RT0031 and GK/RT0032 should be interpreted in the light of various national derogations.

Price: D

<b>NR/L2/SIG/19803</b>	<b>Signalling Scope of Work for Switch and Crossing Renewal Projects</b> Issue 2; Aug 08	<b>Compliance</b> 26/08/08	<b>Replaces</b> NR/SP/SIG/19803 Iss 1; Dec 06
------------------------	--	-------------------------------	---

This Level 2 document provides clarity of what signalling should be included within the track budget for S&C work and ensures a consistent approach.

Price: C

<b>NR/L2/SIG/19807</b>	<b>Prioritisation of Signal Engineering Equipment Defects</b> Issue 3; Jun 10	<b>Compliance</b> 04/09/10	<b>Replaces</b> NR/L2/SIG/19807 Iss 2; Aug 07
------------------------	---	-------------------------------	--

This Level 2 document provides uniform guidance for prioritising signal engineering defects (i.e. work arising from signalling maintenance activities or asset inspection where the task cannot be undertaken at the time it was identified.)

Price: D

<b>NR/L2/SIG/19809</b>	<b>Business Process for Selection of Point Operating Equipment</b> Issue 2; Sep 16	<b>Compliance</b> 04/03/17	<b>Replaces</b> NR/SP/SIG/19809 Iss E1; Apr 07
------------------------	--	-------------------------------	---

This document enables Routes to select the Point Operating Equipment (POE) to meet the company's safety, reliability and performance objectives in line with whole life costs.

Price: C

<b>NR/L2/SIG/19820</b>	<b>Signalling Product Specifications</b> Issue 3; Mar 19	<b>Compliance</b> 01/06/2019	<b>Replaces</b> NR/L2/SIG/19820 Iss 2; Dec 18
------------------------	--	---------------------------------	--

This manual contains Signalling product specifications that define Network Rail customer requirements. Product specifications provide the following benefits:

- Signalling products are developed and manufactured to Network Rail requirements;
- improved asset compatibility and reliability through the setting of customer requirements to follow the process set out in NR/L2/RSE/0005;
- helps manufacturers to understand Network Rail's requirements and gain product acceptance.

Price: C Standard only; Complete, E See below for details of modules and individual pricing

NR/L2/SIG/19820/	Title	Issue	Issue Date	Price
C01	Electronic Treadle	1	Jun 2018	D
E01	Combined Alphanumeric Route Indicator	1	Jun 2018	C
E02	Dispatcher Indicator Unit	1	Dec 2018	C
J01	Digital Video Recorders for Use at Level Crossings	1	Mar 2019	B

## 4.20 SIGNAL ENGINEERING

**SIG**  
**Level 2**

<b>NR/L2/SIG/30003</b>	<b>Engineering Assurance Arrangements for Signalling Engineering Schemes and Services Issue 1; Jun 11</b>	<b>Compliance</b> 03/09/11	<b>Replaces</b> New at Issue 80
------------------------	---	-------------------------------	------------------------------------

This document describes the engineering assurance processes for changes to Signalling Infrastructure or changes to other parts of the railway infrastructure which may impact on the continued safe operation of the signalling system.

Price: C

<b>NR/L2/SIG/30004</b>	<b>CAD Cell Library Issue 2; Jun 10</b>	<b>Compliance</b> 05/06/10	<b>Replaces</b> NR/L2/SIG/30004 Iss 1; Dec 07
------------------------	---	-------------------------------	--

This document, in support of Company standard NR/SP/SIG/11201, "Signalling design: production", defines the symbols, nomenclature and presentation for use on all CAD signalling circuit diagrams to ensure that the correct information is always conveyed without ambiguity. It specifies the characteristics of the cells and the process for requesting additions and changes to the library.

Price: C

<b>NR/L2/SIG/30009</b>	<b>Signalling Principles Handbook Issue 16; Mar 19</b>	<b>Compliance</b> 01/06/19	<b>Replaces</b> NR/L2/SIG/30009 Iss 15; Sep 18
------------------------	--	-------------------------------	---

This document mandates the application of the sections of the Signalling Principles Handbook which is intended to provide instruction and guidance to signalling designers, testers and operators on the application of signalling principles on Network Rail Infrastructure.

Price: C Standard only; Complete, Phone See below for details of modules and individual pricing

NR/L2/SIG/3009/	Title	Issue	Issue Date	Price
C320	Interface between Running Lines and Sidings or Depots	1	Sep 2018	C
C410	Application fo Tail Light Cameras	1	Mar 2010	B
D120	Identification of Primary and Slotted Signals	1	Dec 2007	B
D220	Signal Spacing	1	Dec 2009	C
D225	Former SR Two Thirds Rule	1	Dec 2008	C
D310	Control of Signals	3	Jun 2017	C
D410	Trapping Protection	1	Sep 2009	C
E063	Approach Locking and Train Operated Route Release	1	Mar 2018	C
E120	Replacement Facilities	1	Dec 2008	B
E420	Overrun Detection and Management	3	Mar 2019	C
E421	Application of Overrun Management	1	Jun 2018	D
E430	Provision of Derailment Detectors	1	Dec 2007	B
E450	Overlap	2	Sep 2018	D
E610	Signalling Principles Handbook - Restoration of Trapping Protection	1	Sep 2009	B
E810	Reasonable Opportunity Assessment for Signalling Alterations	2	Jun 2016	D
F140	Aspect and Indication Proving	1	Sep 2009	B
F210	Application of Banner Signals	2	Jun 2012	B
Z110	Staff Protection Systems	1	Sep 2009	D
Z115	Train Activated Warning Systems	1	Dec 2011	B
Z210	National Deviations and Variations	2	Jun 2016	B
GKRT0039	Semaphore And Mechanical Signalling (Former Railway Group Standard GK/RT0039)	1	Sep 2014	A
GKRT0041	Track Circuit Block (Former Railway Group Standard GK/RT0041)	1	Sep 2014	A
GKRT0042	Absolute Block (Former Railway Group Standard GK/RT0042)	1	Sep 2014	A
GKRT0051	Single Line Control (Former Railway Group Standard GK/RT0051)	1	Sep 2014	A
GKRT0054	Radio Electronic Token Block (Former Railway Group Standard GK/RT0054)	2	Mar 2015	D
GKRT0060	Interlocking Principles (Former Railway Group Standard GK/RT0060)	2	Mar 2015	D
GKRT0061	Shunters Releases, Ground Frames, Switch Panels and Gate Boxes (Former Railway Group Standard GK/RT0061)	1	Sep 2014	A
GKRT0064	Provision of Overlaps, Flank Protection and Trapping (Former Railway Group Standard GK/RT0064)	3	Sep 2018	B
GERT8071	Control Facilities for use during Lineside Signalling Failures	1	Mar 2015	D

<b>NR/L2/SIG/30010</b>	<b>Tracklink 2/HSD2000 Platform Identification Beacon System (PIBS) For Selective Door Operation (SDO) Issue 1; Dec 09</b>	<b>Compliance</b> 06/03/10	<b>Replaces</b> New at Issue 74
------------------------	--	-------------------------------	------------------------------------

The purpose of this standard is to define Network Rail's role in the operation of the Platform Identification Beacon System (PIBS) that works in conjunction with the "base SDO system" on Class 377 Electric Multiple Units, which, in turn, is based on Global Positioning System (GPS) technology.

Price: D

**NR/L2/SIG/30014**

**Signalling Works Testing Handbook** Issue 13; Mar 18

**Compliance**  
02/06/18

**Replaces**  
NR/L2/SIG/30014 Iss 12; Dec 16

This document mandates the application of the sections of the Signalling Works Testing Handbook.

It provides instruction and guidance to testers on the procedures and process controls so that new signalling installations, and alterations to existing installations, are independently tested in a manner that confirms:

- Compliance with the project Concept Design and Engineering Details, and fitness for purpose before the signalling system is offered for entry into service.

The Signalling Works Testing Handbook has been created to collate together all the documents describing the procedures and process controls for signal works testing.

Price: Phone Standard only; Complete, Phone



Additional Excel Content Available: Phone

See below for details of modules and individual pricing

Module	Title	Issue	Issue Date	Price
A100	Selection of Standards for Signalling Testing	01	Sep 2011	B
A110	Signalling Works Testing	04	Sep 2014	D
A210	Design and Testing Processes for Minor or Repetitive Alterations	03	Sep 2014	B
A310	Signalling Testing Processes for Modular S&C Schemes	01	Sep 2014	C
B110	Signalling Works Testing IRSE Licensing Requirements	02	Dec 2011	B
B210	Appointment of Signalling Works Testing Certificate of Competency Authorisers	02	Dec 2011	B
B310	Signalling Works Testing Training and Competence Modules	03	Jun 2012	D
B410	Signalling Works Testing Staff Competence Assessment	02	Jun 2012	D
B510	Project Specific Appointment of Signalling Testers In Charge	03	Sep 2014	C
C110	Testing Strategy	02	Jun 2012	C
C120	Test Plans	03	Sep 2014	D
C210	Acceptance of Testing Planning Documentation	02	Jun 2012	C
C310	Check Marking and Recording on Test Copies	04	Sep 2014	E
C410	Error Reporting	03	Jun 2012	D
C510	Handover for Signalling Works Testing	01	Jun 2012	B
D110	Signalling Works Test Specification and Certificate Requirements	05	Sep 2014	C
D115/DT1-01	Defined Inspection Check - Check for Correct Type	01	Mar 2011	A
D115/DT1-02	Defined Inspection Check - Check for No Damage	02	Jun 2012	A
D115/DT1-03	Defined Inspection Check - Check for Correct Position	01	Mar 2011	A
D115/DT1-04	Defined Inspection Check - Check for Correct Labelling	01	Mar 2011	A
D115/DT1-11	Defined Inspection Check - Check for Correct Commissioning Copies	01	Mar 2011	A
D115/DT2-01	Defined Technical Verification Test - Wire Count	02	Jun 2012	A
D115/DT2-02	Defined Technical Verification Test - Continuity Test	02	Jun 2012	A
D115/DT2-11	Defined Technical Verification Test - SSI Plug Coupler Verification	01	Mar 2011	A
D115/DT2-15	Defined Technical Verification Test - Changeover Preparation Check	01	Jun 2012	A
D115/DT2-21	Defined Technical Verification Test - Recovery Identification Check	02	Jun 2012	A
D115/DT2-22	Defined Technical Verification Test - Wiring Recoveries	03	Sep 2014	A
D115/DT3-01	Defined Function Test - Power Supply Tests	02	Jun 2012	A
D115/DT3-11	Defined Function Test - Relay Circuitry Set to Work Test	01	Mar 2011	A
D115/DT3-12	Defined Function Test - Circuit Function Test	04	Mar 2018	A
D115/DT3-13	Defined Function Test - Strap and Function Test	04	Mar 2018	A
D115/DT3-14	Defined Function Test - Test for Timers Adjusted and Sealed	01	Mar 2011	A
D115/DT3-21	Defined Function Test - SSI TFM Exercise Test	01	Mar 2011	A
D115/DT3-51	Defined Function Test - Point Local Function Tests	02	Sep 2014	A
D115/DT3-52	Defined Function Test - Point Current and Motor Timer Cut-Off Tests	02	Sep 2014	A
D115/DT3-61	Defined Function Test - Busbar Earth Tests	01	Mar 2011	A
D115/DT3-62	Defined Function Test - Earth Electrode Test	01	Jun 2012	A
D115/DT4-01	Defined Correspondence Test - Point Control, Detection and Correspondence Tests	02	Sep 2014	A
D115/DT5-01	Defined Changeover Technique - Testing Led Changeover	03	Mar 2018	A
D115/DT5-02	Defined Changeover Technique - Construction Led Changeover	03	Mar 2018	A
D120/TS3-01	Cable Signalling Works Test Specification	03	Sep 2014	B
D120/TS4-01	Equipment Housing Signalling Works Test Specification	02	Sep 2014	A
D120/TS5-01	DC Track Circuit Test Specification	03	Jun 2012	B
D120/TS5-05	Diode Track Circuit Signalling Works Test Specification	03	Sep 2014	A
D120/TS5-11	EBI Track 200 TI21 Track Circuit	03	Dec 2011	A
D120/TS5-21	AC Double Rail Track Circuit Signalling Works Test Specification	03	Sep 2014	A
D120/TS5-22	AC Single Rail Track Circuit Signalling Works Test Specification	03	Sep 2014	A
D120/TS5-23	AC VT1 (SP) Track Circuit Signalling Works Test Specification	03	Sep 2014	A
D120/TS5-31	FS2600 Track Circuit Signalling Works Test Specification	03	Sep 2014	C
D120/TS5-41	HVI Track Circuit Signalling Works Test Specification	03	Sep 2014	B

Module	Title	Issue	Issue Date	Price
D120/TS5-51	Track Circuit Interrupter Signalling Works Test Specification	04	Sep 2014	A
D120/TS5-62	Thales AzLM Axle Counter Data Link Test Specification	01	June 2012	A
D120/TS5-65	Frauscher RSR123 Wheel Sensor Signalling Works Test Specification	01	Sep 2014	A
D120/TS5-66	Frauscher FAdC Axle Counter Evaluator System Signalling Works Test Specification	01	Sep 2014	B
D120/TS5-67	Frauscher Axle Counter Communications System Signalling Works Test Specification	01	Sep 2014	B
D120/TS5-71	Siemens AzSM Axle Counter Signalling Works Test Specification	03	Sep 2014	B
D120/TS5-72	Siemens ACM 100 WSD Wheel Detector Signalling Works Test Specification	02	Sep 2014	B
D120/TS5-73	Siemens ACM 100 Axle Counter System Test Specification	01	Dec 2012	B
D120/TS5-74	Siemens ZPD43 Wheel Detector and Trackside Connection Box Signalling Works Test Specification	01	Sep 2014	B
D120/TS5-75	Siemens Az S 350 U Axle Counter Evaluator System Signalling Works Test Specification	01	Sep 2014	C
D120/TS5-81	GETS Treadle System Test Specification	01	Dec 2016	B
D120/TS5-91	Physical Dimensions Track Circuit Test Specification	04	Dec 2012	A
D120/TS5-95	Mechanical Treadle Signalling Works Test Specification	02	Sep 2014	A
D120/TS5-99	Generic Axle Counter Physical Dimensions Signalling Works Test Specification	01	Sep 2014	A
D120/TS6-01	Point End Inspection and Mechanical Set Up Handover Specification	01	Sep 2014	A
D120/TS6-11	Mechanically Operated Point End Signalling Works Test Specification	03	Dec 2016	B
D120/TS6-21	Point Machine Signalling Works Test Specification	02	Dec 2016	B
D120/TS6-31	Rail Clamp Point Lock (RCPL) Test Specification	03	Mar 2018	B
D120/TS6-35	In Bearer Clamp Lock (IBCL) Test Specification	02	Dec 2016	B
D120/TS6-61	HPSS Signalling Works Testing Specification	01	Mar 18	C
D120/TS7-01	Filament or LED Type Signal Signalling Works Test Specification	02	Sep 2014	B
D120/TS7-11	Semaphore Signal Signalling Works Test Specification	02	Sep 2014	A
D120/TS7-31	Siemens Application Filament Signal Test Specification	01	Dec 2012	A
D120/TS7-51	Signage Signalling Works Test Specification	02	Sep 2014	A
D120/TS7-91	Inspection to SSF and Signal Sighting Signalling Works Test Specification	02	Sep 2014	B
D120/TS8-01	AWS Signalling Works Test Specification	05	Mar 2018	B
D120/TS8-11	TPWS (Standard Fitment) Signalling Works Test Specification	04	Sep 2014	C
D120/TS8-12	TPWS (SPOSS) Signalling Works Test Specification	04	Sep 2014	B
D120/TS8-21	ATP Beacon / Loop (GWML) Test Specification	01	Dec 2012	B
D120/TS8-25	ATP Loop (Chilterns) Test Specification	01	Dec 2012	A
D120/TS8-31	TASS Balise Test Specification	01	Jun 2012	A
D120/TS9-01	Operator's Control / Indication Panel	02	Mar 2018	A
D120/TS10-01	Mechanical Signal Box Test Specification and Checklist	03	Dec 2016	B
D120/TS10-10	Block Systems Test Specification	01	Mar 2012	B
D120/TS11-01	Control Tables and Principles Testing Test Specification	02	Sep 2014	A
D120/TS12-01	SSI Central Interlocking Test Specification	01	Jun 2012	D
D120/TS12-02	SSI Data Link Test Specification	01	Jun 2012	C
D120/TS12-04	SSI Technician's Terminal Test Specification	01	Jun 2012	D
D120/TS12-05	SSI to VDU based SCS Integration Test Specification	01	Dec 2012	B
D120/TS13-01	Train Describer (TD) Test Specification	01	Dec 2012	C
D120/TS13-11	Reed FDM System Test Specification	01	Jun 2012	B
D120/TS13-21	TDM Remote Control System Test Specification	01	Dec 2012	A
D120/TS13-51	Panel Multiplexer (PMUX) System Test Specification	01	Dec 2012	A
D120/TS13-61	CCTV System Test Specification	01	Jun 2012	B
D120/TS13-71	Hot Axle Box Detector (HABD) System Test Specification	01	Dec 2012	A
D120/TS14-01	Automatic Half Barrier Crossing (AHBC) Test Specification	02	Sep 2010	D
D120/TS14-02	Automatic Barrier Crossing Locally Monitored (ABCL) Test Specification	02	Sep 2010	D
D120/TS14-03	Automatic Open Crossing Locally Monitored (AOCL) Test Specification	02	Sep 2010	D
D120/TS14-04	Miniature Stop Light Crossing (MSL) Test Specification	02	Sep 2010	D
D120/TS14-05	Manually Controlled Barriers (MCB) Test Specification	02	Sep 2010	D
D120/TS14-21	Test a Manually Controlled Barrier Crossing (MCB-OD) [4 Barrier]	02	Dec 2016	F
D120/TS14-81	Test an Obstacle Detector RADAR	02	Dec 2016	A
D120/TS14-82	Test an Obstacle Detector LIDAR	02	Dec 2016	B
D120/TS14-83	Level Crossing Appello Sounders	01	Mar 2018	A
D120/TS15-01	Staff Protection Device / System	01	Dec 2011	A
D120/TS15-10	Operator's Control Unit	01	Dec 2011	A
D120/TS16-01	Scheme Plan Verification Test Specification	01	Dec 2012	A
D120/TS17-01	Integration Testing - Relay Through Circuit Test Specification	02	Mar 2018	A
D120/TS17-02	Integration Testing - SSI Module Test Specification	01	Dec 2012	A
D120/TS17-51	Integration Testing - Correspondence Test Specification	01	Dec 2012	A
D120/TS17-61	Integration Testing – Supplementary Tests Test Specification	01	Dec 2012	A
E110	Signalling Works Testing Glossary	02	Jun 2012	D

Module	Title	Issue	Issue Date	Price
F110	The Verification and Validation of Relay Based Interlockings	02	Sep 2014	E
F120	The Verification and Validation of Western Region E10,000 Relay Interlockings	01	Sep 2014	D
F210	The Verification and Validation of Electronic Interlockings	01	Sep 2014	E
G110	Signalling Non-Conceptual Works and Emergency Testing	01	Sep 2011	C
G130/A&R01	Temporary Alteration to Point Detection	01	Sep 2011	A
G130/A&R02	Temporary Alteration to Track Circuit Bonding	01	Sep 2011	A
G130/A&R03	Temporary Single Railing of 50Hz AC Double Rail Track Circuits	01	Sep 2011	A
G130/A&R04	Temporary Alteration to Signal Proving	01	Sep 2011	A
G130/A&R05	Temporary Alteration to Ground Frame Proving	01	Sep 2011	A
G130/AP51	Install a TPWS Filter Module	01	Sep 2011	A
G130/EL51	Install a Track Circuit Relay Counter	01	Sep 2011	A
G130/EL52	Install a Varistor Surge Protector	01	Sep 2011	A
G130/EL53	Convert PIN Code 202 (Style QS1) Relay and Plugboard to PIN Code 201 (Style QS2) Relay and Plugboard	01	Jun 2012	A
G130/SG51	Fitment of LED DCIs	01	Sep 2011	A
G130/SG52	Fitment of LED MSLs	01	Sep 2011	A
G130/SG53	Fitment of LED Level Crossing Road Traffic Lights	01	Sep 2011	A
G130/SS51	Install a New or Replacement SSI LDT Filter	01	Sep 2011	A

<b>NR/L2/SIG/30015</b>	<b>Specification for Station, Footpath, Bridleway, and User Worked Level Crossings</b> Issue 1; Mar 10	<b>Compliance</b> 05/06/10	<b>Replaces</b> New at Issue 75
------------------------	--	-------------------------------	------------------------------------

This specification provides the preferred layouts for renewal of crossings as defined in the Scope, and is applicable to new crossings or those assets that are to be renewed during maintenance works. The standard guides the installer/maintainer on how to position equipment based on regulation and the latest human factors research.

Price: E

<b>NR/L2/SIG/30017</b>	<b>Requirements for Level Crossings</b> Issue 2; Sep 11	<b>Compliance</b> 03/09/11	<b>Replaces</b> NR/L2/SIG/30017 Iss 1; Sep 09
------------------------	---	-------------------------------	--

This document mandates the requirements for the design, construction, inspection, maintenance, operation and decommissioning of level crossings.

Price: C Standard only; Complete, E See below for details of modules and individual pricing

NR/L2/SIG/30017/	Module	Issue	Issue Date	Price
Module D	Telephone Systems at Level Crossings	1	Sep 09	B
Module F	Track and Electrification Systems at Level Crossings	1	Sep 09	A
Module G	Level Crossing Geometry and Surfaces	1	Sep 09	B
Module H	Lighting and CCTV Systems at Level Crossings	1	Sep 09	B
Module J	Construction, Testing and Commissioning of Level Crossings	1	Sep 09	A
Module K	Operation, Maintenance and Inspection of Level Crossings	1	Sep 09	B
Module L	Change of Legal Status and Decommissioning of Level Crossings Following Closure	1	Sep 09	A

<b>NR/L2/SIG/30019</b>	<b>Process for Closing or Downgrading Public Level Crossings</b> Issue 1; Sep 10	<b>Compliance</b> 04/09/10	<b>Replaces</b> New at Issue 77
------------------------	--	-------------------------------	------------------------------------

The purpose of this standard is to define the process for public level crossing closure or downgrade through provision of all relevant information and formal consultation of interested parties. This will enable the provision of an accurate remit for the renewal, closure or reclassification of public level crossings.

Price: B

<b>NR/L2/SIG/30021</b>	<b>Alterations to Authorised Line Speeds</b> Issue 2; Sep 11	<b>Compliance</b> 03/03/11	<b>Replaces</b> NR/L2/SIG/30021 Iss 1; Aug 08
------------------------	--	-------------------------------	--

The purpose of this standard is to set out the process requirements prior to making alterations to Authorised Line Speeds. The aim is to provide a consistent means of managing such changes so that the risk to passengers, the workforce and public is reduced so far as is reasonably practicable. It also defines the documentation to be produced and retained of the considerations made and decisions taken in the process.

Price: D

<b>NR/L2/SIG/30027</b>	<b>Product Specification - Plug Couplers for Connection of Cables to Lineside Signalling Equipment</b> Issue 2; Dec 10	<b>Compliance</b> 04/12/10	<b>Replaces</b> NR/L2/SIG/30027 Iss 1; Sep 09
------------------------	--	-------------------------------	--

This specification has been created to identify a standardised family of accepted plug coupler products that can be selected for use on future signalling schemes.

Price: C

<b>NR/L2/SIG/30035</b>	<b>Signalling Scheme Plan Technical Approval Process</b> Issue 3; Jun 12	<b>Compliance</b> 01/09/12	<b>Replaces</b> NR/L2/SIG/30035 Iss 2; Sep 11
------------------------	---	-------------------------------	--

This Document defines the Review and Sign Off process to be adopted in respect of all Signalling Scheme Plans that make alterations or otherwise impact on the functionality of signalling installations on Network Rail Managed infrastructure.

Price: D

<b>NR/L2/SIG/30036</b>	<b>Intelligent Infrastructure Management - Data Logging Specification</b> Issue 1; Jun 09	<b>Compliance</b>	<b>Replaces</b> RT/E/P/11305 Iss 1; Feb 03 RT/E/S/11304 Iss 1; Feb 03
------------------------	--	-------------------	---

This standard for data logging, which replaces both NR/SP/SIG/11304 and NR/SP/SIG/11305, addresses existing Non-Compliances pending standards change, and includes the required interface for the Network Rail Data Management System

Price: D

<b>NR/L2/SIG/30038</b>	<b>Supplementary Audible Warning Devices (AWDs) at Footpath and Bridleway Level Crossings Protected by a Whistle Board</b> Issue 1; Jun 16	<b>Compliance</b> 03/09/16	<b>Replaces</b> New at Issue 100
------------------------	---	-------------------------------	-------------------------------------

This document defines the application constraints and describes the operating characteristics for a Supplementary Audible Warning Device (AWD) for use at footpath and bridleway level crossings protected by a whistle board. It enables the identification of sites suitable for the installation of a supplementary AWD where it can provide a safety benefit.

Price: C

<b>NR/L2/SIG/30050</b>	<b>Signalling Power Circuit Principles</b> Issue 1; Dec 08	<b>Compliance</b> 06/06/09	<b>Replaces</b> New at Issue 70
------------------------	---	-------------------------------	------------------------------------

This standard states the requirements on designers, suppliers, installers and testers of functional signalling power supply circuits and equipment. Additionally it identifies the need for the designer of the functional circuits to agree load requirements and protection arrangements with the designer of the distribution system.

Price: C

<b>NR/L2/SIG/30060</b>	<b>Product Specification for AzLM Axle Counter Cable</b> Issue 3; Mar 12	<b>Compliance</b> 02/06/12	<b>Replaces</b> NR/L2/SIG/30060 Iss 2; Sep 11
------------------------	---	-------------------------------	--

The aim of this standard is to clearly define to cable manufacturers the construction and performance requirements for AzLM Axle Counter cable. Manufacturers should therefore submit evidence intended to demonstrate compliance with this standard when seeking Network Rail Product Acceptance. It also provides background information to Signalling Designers, Signalling Installers and Signalling Maintainers.

Price: C

<b>NR/L2/SIG/30070</b>	<b>Signalling of Modular Switch and Crossing Renewals</b> Issue 1; Jun 09	<b>Compliance</b> 06/06/09	<b>Replaces</b> New at Issue 72
------------------------	--	-------------------------------	------------------------------------

This standard details the signalling processes to be followed when planning and implementing a switch and crossing renewal using the pre-fabricated, modular techniques.

Price: D

<b>NR/L2/SIG/30080</b>	<b>Axle Counter System – Operational and safety principles</b> Issue 1; Sep 09	<b>Compliance</b> 05/12/09	<b>Replaces</b> New at Issue 73 NR/SP/SIG/10129 Iss 2; Apr 06
------------------------	---	-------------------------------	---

This standard details the operational rules and safety principles for axle counter systems including the methods of reset following failure, provisions for engineering work and for trains which may fail to count correctly. The standard includes details of the core functionality to enable signallers to fulfil their responsibilities and identifies the core procedural steps to be enforced by the systems.

Price: E

<b>NR/L2/SIG/30081</b>	<b>Axle Counter System Design Principles &amp; Generic Application Rules</b> Issue 1; Sep 09	<b>Compliance</b> 05/12/09	<b>Replaces</b> New at Issue 73 See below
------------------------	---	-------------------------------	---

**Replaces:** NR/SP/SIG/10129 Iss 2; Apr 06, NR/GN/SIG11900 Iss 1; Apr 06, NR/GN/SIG11901 Iss 1; Apr 06

This standard details Network Rail's generic application rules for axle counter systems and the fundamental design principles to be adopted. This standard relates to the physical attributes that the system should have and technical application of various systems.

Price: D

## 4.20 SIGNAL ENGINEERING

**SIG**  
**Level 2**

**NR/L2/SIG/30097/001 Modular Signalling Handbook** Issue 3; Apr 14

**Compliance**  
01/06/14

**Replaces**  
NR/L2/SIG/30097 Iss 2: Jun 12

This Level 2 standard introduces Modular Signalling and mandates use of module NR/L2/SIG/30097/001 Modular Signalling Handbook when developing and implementing a Modular Signalling Scheme.

Price: D Standard only; Complete, Phone

See below for details of modules and individual pricing

L2/SIG/30097/	Title	Issue	Issue Date	Price
AppA	Appendix A: System Architecture	3	Apr 2014	C
AppB	Appendices B and B1: System Components	3	Apr 2014	C
AppC	Appendix C: System Functionality	3	Apr 2014	D
AppD	Appendix D: Non-functional Requirements	3	Apr 2014	C
AppD1	Appendix D1: Ergonomic Requirements	2	Jun 2012	C
AppE	Appendix E: Maintenance	3	Apr 2014	C
AppF	Appendix F: Statement of Application & Compliance	2	Apr 2014	Phone
AppG	Appendix G: Governance and Procurement	2	Jun 2012	C
AppH	Appendix H: GRIP Stages 1 and 3 - Feasibility Assessment and Requirements Analysis	3	Apr 2014	D
AppH1	Appendix H1: Implementation and Commissioning Planning	3	Apr 2014	C
AppH2	Appendix H2: Implementation and Commissioning Outline Designs	3	Apr 2014	D
AppH3	Appendix H3: Scheme Design Guidance	3	Apr 2014	D
AppH4	Appendix H4: Signal Overrun Risk Assessment	3	Apr 2014	C
AppH5	Appendix H5: Equipment and Drawing Identification	2	Jun 2012	C
AppI	Appendix I: GRIP Stage 4 - Preliminary Scheme Design	3	Apr 2014	C
AppJ	Appendix J: GRIP Stage 5 - Signalling Detailed Design	3	Apr 2014	C
AppK	Appendix K: Verification and Validation (Testing)	2	Jun 2012	C
AppL	Appendix L: GRIP Stage 6 - Installation and Commissioning	2	Jun 2012	C
AppM	Appendix M: Hand Back to Operations & Maintenance (GRIP Stage 7 & 8)	2	Jun 2012	D
AppN	Appendix N: Non-signalling Designs	2	Jun 2012	B
AppO	Appendix O: Assurance	2	Jun 2012	B

**NR/L2/SIG/30099 Mechanical Locking Handbook** Issue 1; Jun 12

**Compliance**  
01/12/12

**Replaces**  
NR/L3/SIG/SG0190 Iss 2; Sep 11

The purpose of this Handbook is to consolidate processes and requirements relating to the maintenance and overhaul of mechanical signalling equipment into one place. These processes and requirements are currently contained in various standards and some requirements have yet to be published in an appropriate document.

Price: B Standard only; Complete D  Additional Excel Content Available: Phone  
See below for details of modules and individual pricing

Module	Title	Issue	Issue Date	Price
005	Mechanical Locking: Process & Management	1	Jun 2012	B
010	Mechanical Locking: Lever Frame Overhaul – 10 Yearly Periodic Activity	1	Jun 2012	A
011	Mechanical Locking: Electrical Locking Equipment Overhaul - 7 Yearly Activity	1	Jun 2012	A
091	Mechanical Locking: Replace an Annette's Key	1	Jun 2012	A
092	Mechanical Locking: Replace an Annette's Lock	1	Jun 2012	A
093	Mechanical Locking: Replace a Token Keys	1	Jun 2012	A
094	Mechanical Locking: Replace a Token Lock	1	Jun 2012	A

**NR/L2/SIG/50010 Methodology for the Demonstration of Electrical Compatibility with Train Detection System in use on Non-Electrified Lines** Issue 2; Aug 08

**Compliance**  
26/08/08

**Replaces**  
NR/L2/SIG/50010  
Iss 1; Dec 07

The methodologies provided in these documents apply to rolling stock manufacturers and infrastructure maintenance project managers, who are providing the EMC safety case with respective parts of Network Rail controlled infrastructure as part of the acceptance process.

Price: E

**NR/L2/SIG/50019 Control of the Issue of S & T Keys from Unipart Rail** Issue 4; Mar 12

**Compliance**  
03/03/12

**Replaces**  
NR/L2/SIG/50019 Iss 3; Sep 10

To explain the agreed process between Network Rail and Unipart Rail for control of S&T key issue.  
To control the issue of S&T keys allowing access to operational signalling and telecoms equipment so that only competent people can access sites and minimise risk to the operational railway.

Price: B

<b>NR/L2/SIGELP/27408</b>	<b>Product Specification for Signalling Power Distribution Cables</b> Issue 3; Mar 17	<b>Compliance</b> 03/06/17	<b>Replaces</b> NR/L2/ELP/27408 Iss 2; Jun 15
---------------------------	---	-------------------------------	--

This specification defines cable construction and performance requirements for signalling power distribution cables to be used in railway signalling systems.

Price: C

<b>NR/L2/SIGELP/27409</b>	<b>Product Specification for Functional Supply Points (FSP)</b> Issue 2; Jun 15	<b>Compliance</b> 06/06/15	<b>Replaces</b> NR/L2/ELP/27409 Iss 1; Dec 11
---------------------------	---	-------------------------------	--

This specification details the product manufacturers requirements for Class I and Class II functional supply point (FSP) switchgear assemblies and FSP assemblies for use within railway infrastructure signalling power distribution systems.

Price: D

<b>NR/L2/SIGELP/27410</b>	<b>Specification for Class II Based Signalling Power Distribution Systems</b> Issue 2; Jun 15	<b>Compliance</b> 06/06/15	<b>Replaces</b> NR/L2/ELP/27410 Iss 1; Dec 11
---------------------------	---	-------------------------------	--

This document specifies the requirements for the design, installation and testing of Class II based signalling power distribution systems on Network rail managed infrastructure. This specification also includes requirements for introducing Class II equipment into legacy signalling power distribution systems to provide fault protection.

Price: D

<b>NR/L2/SIGELP/27416</b>	<b>Alterations to Signalling Power Systems</b> Issue 1; Mar 17	<b>Compliance</b> 03/06/17	<b>Replaces</b> New at Issue 98
---------------------------	--	-------------------------------	------------------------------------

This standard defines the functional and electrical requirements to be applied when undertaking alterations to existing Signalling Power Systems (SPSSs).

Price: E

<b>NR/L2/SIGELP/27417</b>	<b>Signalling Power Distribution Diagrams</b> Issue 1; Dec 15	<b>Compliance</b> 05/03/16	<b>Replaces</b> New at Issue 98
---------------------------	---	-------------------------------	------------------------------------

This standard sets out the detailed requirements for the provision, management and maintenance of signalling power supply network drawings and associated documentation, to enable safe isolations for any purpose, including:

- Stage work;
- Entry into service;
- Operational planning;
- Maintenance;
- Fault finding;
- Signalling possession planning;
- Emergency shutdown works;
- Recoveries.

Price: D Standard only; Complete E See below for details of modules and individual pricing

NR/L2/SIGELP/27417	Title	Issue	Issue Date	Price
MOD A	Requirements for Technical Content of Each Type of Schematic	1	Dec 2015	D
MOD B	Guidance on Arrangement and Presentation of Drawings	1	Dec 2015	B
MOD C	CAD Cell Symbol Library – EP Low Voltage Operational Equipment	1	Dec 2015	C

<b>NR/L2/SIGELP/27418</b>	<b>Design, Installation and Testing of Earthing in Signalling Power Systems</b> Issue 1; Sep 15	<b>Compliance</b> 05/09/15	<b>Replaces</b> New at Issue 97
---------------------------	---	-------------------------------	------------------------------------

This specification details the design, installation, construction, testing and commissioning requirements for safety earthing systems to limit touch voltage potentials on exposed conductive parts forming part of signalling power systems, to meet the requirements of BS EN 50122-1.

Price: D Standard only; Complete E See below for details of modules and individual pricing

NR/L2/SIGELP/27418	Title	Issue	Issue Date	Price
MOD A	Earth Electrode Installation Process	1	Sep 2015	B
MOD B	Earth Mat Installation Process	1	Sep 2015	A
MOD C	Template Earthing Construction Drawings	1	Sep 2015	D
MOD D	Earthing Testing Methods	1	Sep 2015	A
MOD E	RDU Scanner Selection	1	Sep 2015	A

<b>NR/L2/SIGELP/27419</b>	<b>Product Specification for Distribution Interface Transformer Assemblies (DITA) for Signalling Power Distribution Systems</b> Issue 1; Jun 15	<b>Compliance</b> 06/06/15	<b>Replaces</b> New at Issue 96
---------------------------	---	-------------------------------	------------------------------------

This specification defines the requirements for the design, installation, integration and testing of distribution interface transformer assemblies (DITA) into Network Rail managed infrastructure.

Price: D

<b>NR/L2/SIGELP/27421</b>	<b>Product Specification - Flexible Conduits for Class II Based Signalling Power Distribution Systems</b> Issue 1; Jun 15	<b>Compliance</b> 06/06/15	<b>Replaces</b> New at Issue 96
---------------------------	---	-------------------------------	------------------------------------

This specification defines the requirements for flexible insulating conduits to be used in Class II based signalling power distribution systems.

Price: B

<b>NR/L2/SIGELP/27422</b>	<b>Product Specification - Cable Glands for use in Class II Based Signalling Power Distribution Systems</b> Issue 1; Jun 15	<b>Compliance</b> 06/06/15	<b>Replaces</b> New at Issue 96
---------------------------	---	-------------------------------	------------------------------------

This specification defines the requirements for glands suitable for flexible insulating conduits to be used in Class II based signalling power distribution systems.

Price: B

<b>NR/L2/SIGELP/27423</b>	<b>Product Specification for Connectors and Joints for Signalling Power Cables</b> Issue 1; Sep 15	<b>Compliance</b> 05/09/15	<b>Replaces</b> New at Issue 97
---------------------------	--	-------------------------------	------------------------------------

This specification details the performance, construction and test requirements for connectors and joints suitable for connecting armoured and unarmoured power cables, used in signalling power distribution systems.

Price: C

<b>NR/L2/SIGELP/27501</b>	<b>Temporary Insulating Covers for Network Rail Signalling Location Cases</b> Issue 1; Dec 16	<b>Compliance</b> 04/03/17	<b>Replaces</b> New at Issue 102
---------------------------	---	-------------------------------	-------------------------------------

The standard defines the requirements for an electrically insulating temporary insulating cover for Network Rail signalling location cases which will assist in promoting electrical safety to align with the Electricity at Work Regulations 1989, specifically by preventing persons touching the external metalwork of a location case which may have an unsafe touch potential under certain circumstances.

Price: B

<b>NR/L2/SIGELP/27725</b>	<b>Insulation Monitoring and Fault Location Systems for Use on Signalling Power Systems</b> Issue 1; Mar 17	<b>Compliance</b> 03/06/17	<b>Replaces</b> New at Issue 103
---------------------------	---	-------------------------------	-------------------------------------

This standard defines Network Rail's requirements for Insulation Monitoring Devices/Systems (IMDs) and Insulation Fault Location Systems (IFLSS).

Price: D

<b>NR/L2/SIGELP/30007</b>	<b>Product Specification for Power Transformers for Signalling Systems</b> Issue 3; Jun 15	<b>Compliance</b> 31/12/15	<b>Replaces</b> NR/L2/SIG/30007 Iss 2; Dec 11
---------------------------	--	-------------------------------	--

This specification defines the requirements for signalling functional supply point (FSP) isolating transformers and any intermediate transformers used to power signalling loads. The primary function of this specification is to clearly define to manufacturers the minimum performance requirements that need to be achieved for product acceptance to be considered. The secondary function of this specification is to provide background information to Electrical power designers, Signalling designers, Signalling installers and Signalling maintainers.

Price: D

<b>NR/L2/SIGELP/50000</b>	<b>Safe Working and Maintenance on or near Signalling Power Distribution Equipment above 175 Volts</b> Issue 3; Mar 17	<b>Compliance</b> 03/06/17	<b>Replaces</b> See below
---------------------------	--	-------------------------------	------------------------------

**Replaces:** NR/GN/ELP/27318 Iss 1; Apr 07, NR/L2/SIGELP/50000 Iss 2; Dec 16

This standard describes the minimum requirements for working on or near signalling power distribution equipment above 175 Volts on Network Rail managed Infrastructure, which includes:

- Safe working practices.
- Maintenance and testing requirements.
- Active fault and defect management.

This standard describes the means of compliance with the requirements of the Electricity at Work Regulations 1989 when working on or near signalling power supplies. This has been written in accordance with HSE publication HSG85 – Electricity at Work Safe Working Practices (3rd Edition).

Price: D Standard only; Complete, E See below for details of modules and individual pricing

NR/L2/SIGELP/50000	Title	Issue	Issue Date	Price
BRIEFING	Briefing	1	Dec 2016	D
MOD A	Inspection and Maintenance Periodicities (including risk based maintenance criteria) for Signalling Power Distribution Equipment above 175 Volts	1	Dec 2016	B

## Level 3

<b>NR/L3/SIG/10046</b>	<b>SINCS (Signalling) For Network Rail Fault Management</b> Issue 1; Mar 11	<b>Compliance</b> 29/05/11	<b>Replaces</b> NR/GN/SIG/18301 Iss 2; Aug 08 NR/L3/SIG/SG0165 Iss 2; Aug 07
------------------------	--	-------------------------------	--

To provide a consistent method of data entry to SINCS. Records should be

- Accurate
- Auditable
- Cross referenced to other documentation.

Complete and that it addresses both immediate and underlying deficiencies.

This supports Railway Group Standard GE/RT8106 – Management of Safety Related Control, Command and Signalling (CCS) System Failures

Price: B

<b>NR/L3/SIG/10064</b>	<b>General Instructions to Staff Working on S &amp; T Equipment</b> Issue 7; Sep 18	<b>Compliance</b> 01/12/18	<b>Replaces</b> NR/L2/SIG/10064 Iss 6; Mar 18
------------------------	--	-------------------------------	--

This Handbook covers personal safety issues and the essential features of S&T equipment. The handbook also includes information not covered by the Rule Book which is necessary for any S&T staff involved in lineside or technical work.

Price: Phone

<b>NR/L3/SIG/10120</b>	<b>Automated Route Setting Specification</b> Issue 1; Jun 08	<b>Compliance</b> 01/09/08	<b>Replaces</b> New at Issue 68
------------------------	--	-------------------------------	------------------------------------

The purpose of this product specification is to define the system requirements and operating rules for Automatic Route Setting in conjunction with VDU control systems

Price: D

<b>NR/L3/SIG/10661</b>	<b>Signalling Maintenance Task Intervals</b> Issue 17; Sep 18	<b>Compliance</b> 01/12/18	<b>Replaces</b> NR/L3/SIG/10661 Iss 16; Mar 18
------------------------	---	-------------------------------	---

The purpose of this document is to set the safety and performance intervals applicable for carrying out signalling maintenance tasks and tests. The intervals shown are intended to maintain the designed safety and reliability by detecting and correcting deficiencies to signalling infrastructure before there is deterioration or failure.

Price: D

<b>NR/L3/SIG/10663</b>	<b>Signal Maintenance Specifications</b> Issue 9; Sep 18	<b>Compliance</b> 01/12/18	<b>Replaces</b> NR/L3/SIG/10663 Iss 8; Mar 18
------------------------	--	-------------------------------	--

This L3 document contains the Network Rail Signal Maintenance Specifications (NR/SMS) that are the default maintenance regime for signalling assets on Network Rail Infrastructure.

Price: D Complete, Phone See below for details of modules and individual pricing

Part	Title	Issue	Issue Date	Price
A	General	10	Sep 2018	D
B	Tests	11	Sep 2018	Phone
C	Tasks	13	Sep 2018	Phone
D	Annual Level Crossing Tests	9	Sep 2018	Phone
E	Assets not Owned by signalling	6	Sep 2018	E
L	Local Instructions	4	Sep 2018	Phone
R	Maintenance Record Cards	8	Sep 2018	Phone
T	Telecom Assets	5	Sep 2018	D
Z	Reference Values	10	Sep 2018	D
Appendix	Appendices	6	Mar 2018	Phone

▶ This standard contains an additional PowerPoint Briefing

<b>NR/L3/SIG/10665</b>	<b>Reliability Centred Maintenance of Signalling Equipment</b> Issue 16; Sep 18	<b>Compliance</b> 01/12/18	<b>Replaces</b> NR/L3/SIG/10665 Iss 15; Mar 18
------------------------	--	-------------------------------	---

This document contains the prerequisites, allowing Reliability-Centred Maintenance to be implemented on signalling equipment as an alternative to the default maintenance regime.

Price: D

## 4.20 SIGNAL ENGINEERING

**SIG**  
**Level 3**

<b>NR/L3/SIG/11231</b>	<b>Signalling Maintenance Testing Handbook (NR/SMTH)</b> Issue 12; Sep 18	<b>Compliance</b> 01/12/18	<b>Replaces</b> NR/L3/SIG/11231 Iss 11; Mar 18
------------------------	--	-------------------------------	---

The SMTH provides a maintenance testing regime for the replacement or installation of signalling equipment that does not affect the application logic of the system, or the controls of the system that have previously been tested to signal works testing specifications

Price: D Standard only; Complete, Phone

See below for details of modules and individual pricing

Section	Title	Issue	Date	Price
Part 01	Reference Documents & Definitions	3	Sep 2018	B
Part 02	SMT Process	5	Sep 2018	D
Part 03	Defined Checks & Tests	5	Sep 2018	E
Part 04	Test Plans	10	Sep 2018	Phone
Part M04	Missing Test Plans	7	Sep 2018	E
Part 05	Failure Investigation	11	Sep 2018	Phone
Part 06	Telecom Test Plans	2	Sep 2018	C
Part 07	Pre Planned Testing	4	Sep 2018	E

<b>NR/L3/SIG/11303</b>	<b>Signalling Installation</b> Issue 8; Mar 19	<b>Compliance</b> 01/06/19	<b>Replaces</b> NR/L3/SIG/11303 Iss 7; Dec 16
------------------------	--	-------------------------------	--

This standard requires that any installation of signalling equipment on Network Rail Managed Infrastructure provides:

- An operationally safe installation of new or altered systems and equipment, with safe interfaces between systems;
- That safe methods of work are adopted, with safe interfaces between all parties involved or affected;
- A correct and consistent interpretation of design detail;
- A neat and tidy appearance;
- Compliance with the client's specified requirements, so that the installation is dependable, fit for purpose and free from defect;
- Adequate testability; and
- Safe and easy maintenance.

Price: E Standard only; Complete, Phone

See below for details of modules and individual pricing

Reference	Title	Issue	Issue Date	Price
1B05	Safety: Introduction	2	Sep 2010	C
1D05	Electrical Wiring: Installation Diagrams and Symbols	2	Sep 2010	D
1D10	Electrical Wiring: Wires and Cables	2	Sep 2010	B
1D15	Electrical Wiring: Wiring Up and Termination	2	Sep 2010	C
1D20	Electrical Wiring: Alterations to an existing installation	2	Sep 2010	C
1D25	Electrical Wiring: Stagework Techniques	2	Sep 2010	B
1H05	Tools and Techniques: Wire Connections and Crimping	2	Sep 2010	D
1H10	Tools and Techniques: Stripping Wires and Cables	2	Sep 2010	B
1H15	Tools and Techniques: Soldering	2	Sep 2010	B
1H20	Tools and Techniques: Wire Wrapping	2	Sep 2010	A
1H25	Tools and Techniques: Torque Wrenches	2	Sep 2010	A
1M01	Labelling: Safety Signs	2	Sep 2010	B
1M05	Labelling: Wires and Cables	2	Sep 2010	C
1M10	Labelling: Internal Equipment	2	Sep 2010	A
1M20	Labelling Balises for TASS	2	Sep 2010	B
1Q05	Fixings: Nuts, Bolts, Screws, Washers, etc.	2	Sep 2010	C
1U10	Pre-commissioning Work: Setting up and Quality Checks	2	Sep 2010	B
1X05	General Advice: Good Housekeeping Practice	2	Sep 2010	B
1X10	General Advice: Common Pitfalls	2	Sep 2010	A
2A10	Cabling: Jointing and Termination	2	Sep 2010	C
2C05	Relays: Basic Principles	3	Mar 2011	B
2C10	Relays: Plugboard Configuration	2	Sep 2010	A
2E05	Equipment Rooms: Equipment and Wiring Practice	2	Sep 2010	C
2F05	Signal Boxes and Ground Frames: Electrical Equipment	2	Sep 2010	C
2F10	Signal Boxes: Lever Locks and Contacts	2	Sep 2010	C
2G05	Locations: Construction	5	Dec 2016	C
2G10	Locations: Fitting Out	2	Sep 2010	C
2J01	Power and Earthing: Electrical Safety	2	Sep 2010	C
2J05	Power and Earthing: Power Supplies	2	Sep 2010	A
2K05	Batteries: Primary Cells	2	Sep 2010	B
2K10	Batteries: Secondary Cells	2	Sep 2010	B
2M05	Signals: General	2	Sep 2010	C
2M10	Signals: Signals Not in Use	3	Dec 2016	B
2M15	Signals: Signs and Boards	2	Sep 2010	C
2P01	Track Circuits: Definitions	2	Sep 2010	B

## 4.20 SIGNAL ENGINEERING

**SIG**  
**Level 3**

Reference	Title	Issue	Issue Date	Price
2P05	Track Circuits: General	2	Sep 2010	C
2P10	Track Circuits: Rail Terminations	2	Sep 2010	B
2P15	Track Circuits: Bonding	2	Sep 2010	C
2P20	Track Circuits: DC	2	Sep 2010	B
2P25	Track Circuits: DC High Sensitivity	2	Sep 2010	B
2P30	Track Circuits: Jointless Track Circuits	2	Sep 2010	A
2P35	Track Circuits: Aster 'U' and SF15 Types	2	Sep 2010	B
2P40	Track Circuits: EBI Track 200 TI21 Types	2	Sep 2010	B
2P45	Track Circuits: Reed (Jointed) Type	2	Sep 2010	B
2P60	Track Circuits: Westinghouse Quick Release Type	2	Sep 2010	B
2Q05	Train Detection: Treadles: Silec Type	2	Sep 2010	C
2S05	Points: General	2	Sep 2010	C
2S10	Points: Electric Point Machines	2	Sep 2010	C
2S20	Points: Detection	2	Sep 2010	C
2S25	Points: Train Operated Point Systems	1	Mar 2011	B
2U05	Train Warning and Protection Systems: Automatic Warning System (AWS)	3	Dec 2010	C
2U15	Train Warning and Protection Systems: Train Stops	2	Sep 2010	A
2W05	Electronic Equipment: General	2	Sep 2010	B
2W10	Electronic Equipment: SSI and IECC Systems	3	Sep 2010	B
2X05	Level Crossings: Road Traffic Signals	2	Sep 2010	B
2X10	Level Crossings: Lifting Barrier Machines (BR 843 Mks 1 & 2)	2	Sep 2010	B
2X15	Level Crossings: CCTV	2	Sep 2010	B
2X20	Installation of M82-FGBM and M82-GBM Magnetic Lock and Adapt-A-Gate Closer for Wicket Gates	1	Mar 2019	D
2X30	Installation of Newgate Level Crossing Barrier Protection Caging	1	Mar 2019	D
2Y05	Balises: TASS Balise	2	Sep 2010	C

<b>NR/L3/SIG/11761</b>	<b>Handbook for EBI Track 200 Audio Frequency Track Circuit</b> Issue 5; Dec 17	<b>Compliance</b> 03/03/18	<b>Replaces</b> NR/L3/SIG/11761 Iss 4; Dec 15
------------------------	--	-------------------------------	--

This Level 3 standard mandates the application of the sections of EBI Track 200 Handbook which is intended to provide instruction and guidance to signalling designers, installers, maintainers and trainers on the application of EBI Track 200 on Network Rail Infrastructure in order to achieve the requirements of NR/SP/SIG/11752.

Price: C Standard only; Complete, Phone

See below for details of modules and individual pricing

Module	Title	Issue.	Issue Date	Price
L0_A010	Network Rail EBI Track 200 Application Manual	3	Dec 17	F
L1_B010	EBI Track 200 TI21 Audio Frequency Track Circuit - Technical Manual	5	Jan 15	Phone
L1_B020	EBI Track 200 TI21 Audio Frequency Track Circuit - Single Rail Application	4	Mar 14	E
L2_C010	EBI Track 200/300/400 Application Note : Points and Crossings	8	Dec 14	D
L2_C020	EBI Track 200/300/400 Track Circuits Guidance Notes for Traction Bonding	4	Jun 15	D
L3-D010	EBI Track 200, 300 & 400 Track Circuits - Operation with Concrete Slab Track with Steel reinforcing or Iron Lined Tunnels	1	Sep 08	B
L3-D020	Summary of Fusing and Surge Arrestor Arrangements	5	Aug 12	B
L3-D040	ETX00 Check Rail Design Note with Application Rules for Tuned Zone Lengths	2	21-Sep-15*	C
L3-D060	ET200 Traction Bonding Impact on Parallel TC's Hazard Review and Rules	2	21-Sep-15*	C
<b>Tools</b>				
L3-D110	TI21 Test Meter (TTM) Operating Instructions	4	Oct 03	A
L3-D140	ET200 / TI21 Audio Frequency Track Circuit - Tuning Unit, End Termination Unit and Surge Protected End Termination Unit Test Rig	2	Sep 13	D
L3-D150	TI21 Sleeper Insulation Tester (SIT) Operating Instructions	2	Oct 02	A
<b>Condition Monitoring</b>				
L3_D210	EBI Track 200 - Track Circuit Condition Monitoring (Guide to using the CM interface)	1	Mar 10	C
L3_D220	PC Application User's Manual : Customer Version	2	Nov 11	C
<b>Reliability</b>				
L3_D310	EBI Track 200 TI21 Use of Compensating Capacitors	1	Oct 12	C
L3_D320	Modifications to EBI Track 200 TI21 Tuning Unit and ETU T1/T2 Connections and Trackside Wiring Recommendations	3	Jan 12	B
E010	Reliability Centred Maintenance of Signalling Equipment (ROSE) – NR/ROSE/Test/253 EBITRACK 200 TI21	1	Sep 11	
F010	EBI Track 200 Lesson Plans for Single Rail and Double Rail Applications	1	-	
G010	EBI Track 200 Audio Frequency Track Circuit	16 or later	-	
G020	EBI Track 200 TI21 Track Circuit Cases	1	Oct 09	
G030	Application of "Gain of 9 restriction" to TI21 track circuits on LT&S Resignalling Project containing not more than one impedance bond where a buried earth wire is provided for earth bonding.	1	Dec 11	

\* Published in standards and controls framework 2-Dec-17

<b>NR/L3/SIG/11767</b>	<b>Handbook for EBI Track 400 Audio Frequency Track Circuit</b> Issue 1; Mar 18	<b>Compliance</b> 02/06/18	<b>Replaces</b> New at Issue 107
------------------------	--	-------------------------------	-------------------------------------

This document mandates the application of the sections of the EBI Track 400 Handbook which is intended to provide instruction and guidance to signalling designers, installers, maintainers and trainers on the application of EBI Track 400 on Network Rail Infrastructure in order to achieve the requirements of NR/L2/SIG/11752.

Price: C Standard only; Complete, Phone

See below for details of modules and individual pricing

NR/L3/SIG/11767/	Title	Issue.	Issue Date	Price
A010	Network Rail EBI Track 400 Application Manual	Issue 1	Mar 2018	Phone
B010	EBI Track 400 Coded Track Circuit - Technical Manual for Open Line Applications	Issue 1	Oct 2014	Phone
B020	EBI Track 400 Coded Track Circuit - Technical Manual Supplement for Station Areas	Issue 1	Oct 2014	Phone
B030	EBI Track 400 Audio Frequency Track Circuit - Addendum to the Open Line Manual - Single Rail Application	Issue 1	Nov 2014	D
C010	EBI Track 400/300/400 Application Note : Points and Crossings	Issue 1	Dec 2014	D
C020	EBI Track 400/300/400 Track Circuits Guidance Notes for Traction Bonding	Issue 1	Jun 2015	D
C030	EBI Track 400 Infrastructure Compatibility - Review of the Compatibility of EBI Track 400 with Network Rail Infrastructure	Issue 1	Feb 14	D
D010	EBI Track 200, 300 & 400 Track Circuits - Operation with Concrete Slab Track with Steel reinforcing or Iron Lined Tunnels	Issue 1	Aug 2008	B
D020	EBI Track200 - Summary of Fusing and Surge Arrestor Arrangements	Issue 1	Aug 2012	B
D030	EBI Track 400 - Earth Leakage Testing of 48VDC Supplies	Issue 1	Oct 2014	A
D040	ETX00 Check Rail Design Note with Application Rules for Tuned Zone lengths	Issue 1	Sep 2015	C
D060	ET200 Traction Bonding Impact on Parallel TC's Hazard Review and Rules	Issue 1	Feb 2017	C
D110	TI21 Test Meter (TTM) Operating Instructions	Issue 1	Oct 2003	A
D120	TI21 Test Meter (MTM) Operating Instructions	Issue 1	Oct 2003	A
D130	Bombardier MTM & TTM Additional Operating Instructions	Issue 1	Mar 2018	A
D140	ET200 / TI21 Audio Frequency Track Circuit - Tuning Unit, End Termination Unit and Surge Protected End Termination Unit Test Rig	Issue 1	Sep 2013	D
D210	EBI Track 400 - Track Circuit Condition Monitoring (Guide to using the CM interface)	Issue 1	Mar 2010	C
D220	PC Application User's Manual : Customer Version	Issue 1	Nov 2011	C

<b>NR/L3/SIG/19102</b>	<b>Advanced SSI Go/No-Go Tester Specification</b> Issue 1; Aug 08	<b>Compliance</b> 01/12/08	<b>Replaces</b> New at Issue 69
------------------------	---	-------------------------------	------------------------------------

This document is the Network Rail Specification for a second-generation SSI (Solid State Interlocking) Go/No-Go Tester.

Price: E

<b>NR/L3/SIG/19272</b>	<b>Signalling Equipment Workshop Engineering Notice (SIGWEN021) Signalling Relays</b> Issue 5; Jun 11	<b>Compliance</b> 04/06/11	<b>Replaces</b> NR/L3/SIG/19272 Iss 4; Dec 10
------------------------	---	-------------------------------	--

This standard has been prepared to advise manufacturers, repair and service agents about problems affecting railway signalling relays used on Network Rail's Signalling Infrastructure. The methods and processes used to satisfy the requirements of this standard should be detailed within the manufacturers and/or service agents documented procedures, as applicable.

Price: D

<b>NR/L3/SIG/19808</b>	<b>Hy-Drive Supplementary Point Drive System</b> Issue 3; Aug 14	<b>Compliance</b> 30/09/14	<b>Replaces</b> NR/GN/SIG/19808 Iss 2; Sep 11
------------------------	--	-------------------------------	--

The contents of this standard provide information on how to install and set-up Hy-Drive Supplementary Point Drive System when used on Network Rail controlled Infrastructure.

This standard will produce the relevant guidance and mandatory information to supports the installation and maintenance of the Hy-Drive Supplementary Point Drive System. Information published within NR/SIN/118 to mitigate the risk of flange contact with the Break-Out Device is contained within this document.

The Hy-drive Supplementary Point Drive System now has two designs known as MkI and MkII. This Work Instruction explains the key changes that were introduced in 2014 as part of the MkII design.

Price: D

<b>NR/L3/SIG/19810</b>	<b>Signal Engineering Involvement in Civil Engineering Work</b> Issue 2; Aug 08	<b>Compliance</b> 26/08/08	<b>Replaces</b> NR/WI/SIG/19810 Iss E1; Feb 07
------------------------	---	-------------------------------	--

This standard is to check that signal engineering resources are coordinated in support of civil and permanent way engineering work for maintenance and minor renewals.

Price: D

<b>NR/L3/SIG/20047</b>	<b>Management of Safety Related Reports for Signalling Failures Appendix</b> Issue 2; Jun 17	<b>Compliance</b> 02/09/17	<b>Replaces</b> NR/L3/SIG/20047 Iss 1; Jun 12
------------------------	--	-------------------------------	--

This document contains the hazard index system and the MCF (Monitored common failures) of safety related failures of signalling equipment and services, owned by Network Rail or provided by third parties for railway operational purposes.

Price: E

<b>NR/L3/SIG/30011</b>	<b>Signalling Equipment Support Specification</b> Issue 1; Jun 08	<b>Compliance</b> 01/09/08	<b>Replaces</b> New at Issue 68
------------------------	---	-------------------------------	------------------------------------

This standard specifies the minimum support levels to be provided under contract for the principal categories of signalling equipment. The service levels are defined for the required support tasks to ensure consistency across all signalling support contracts.

Price: D

<b>NR/L3/SIG/30051</b>	<b>Signalling Functional Power Loads Data Management</b> Issue 1; Mar 10	<b>Compliance</b> 05/06/10	<b>Replaces</b> New at Issue 75
------------------------	--	-------------------------------	------------------------------------

This document describes the processes that shall be used to capture and update electrical characteristic data related to signalling products for the signalling functional power loads database. This procedure supports Network Rail standard NR/L2/SIG/30050 and applies to all signalling electrical products that have product approval certification or have been submitted for approval.

Price: C

<b>NR/L3/SIG/30071</b>	<b>Specification For Point Interface Location</b> Issue 1; Jun 09	<b>Compliance</b> 06/06/09	<b>Replaces</b> New at Issue 72
------------------------	---	-------------------------------	------------------------------------

The Point Interface Location is a concept to enable a new point operating equipment to be connected to the existing control location with minimal alteration to the existing circuitry and power supplies.

This specification describes:-

- the interfaces required for the new point operating equipment,
- the interfaces required for connection to the existing control circuitry (and how those interfaces may be configured) and
- the facilities provided for maintenance.

Price: C

<b>NR/L3/SIG/30075</b>	<b>Production of Non-Conceptual Signalling Design</b> Issue 2; Mar 12	<b>Compliance</b> 02/06/12	<b>Replaces</b> NR/L3/SIG/30075 Iss1; Mar 10
------------------------	---	-------------------------------	---

This standard defines an appropriate design production and management process for:-

- Campaign changes,
- Equipment upgrades,
- Emergency works,
- Recovery of redundant trackside assets.

The design may be based on site records rather than source records where appropriate. This standard allows the design to be produced and checked by competent staff within a maintenance or minor projects organisation.

Price: D

<b>NR/L3/SIG/30082</b>	<b>Axle Counter System Handbook</b> Issue 2; Dec 10	<b>Compliance</b> 05/03/11	<b>Replaces</b> NR/L3/SIG/30082 Iss 1; Mar 10
------------------------	---	-------------------------------	--

This handbook defines requirements and provides guidance to those involved with axle counter systems for use on Network Rail infrastructure. It has been produced following lessons learnt from a number of applications.

Price: C Standard only; Complete, Phone See below for details of modules and individual pricing

NR/L3/SIG/30082/	Title	Issue	Issue Date	Price
002	Axle Counter Installation, Testing and Commissioning Requirements	1	Mar 2010	E
003	Axle Counter Software / Data Rules	1	Dec 2010	C
004	Product Specification for Axle Counter Equipment	1	Mar 2010	D
010	Design and Application Rules - Thales Axle Counter Systems	1	Dec 2010	D

<b>NR/L3/SIG/31655</b>	<b>Inspection of Cable &amp; Wire Degradation</b> Issue 1; Dec 11	<b>Compliance</b> 03/12/11	<b>Replaces</b> NR/L3/SIG/SG0059 Iss 2; Aug 08
------------------------	---	-------------------------------	---

This standard describes how an inspection of signalling cabling and wiring is to be undertaken to identify signs of degradation When the insulation degrades, the inner conductor may become exposed and come into contact with other exposed wires and terminals. The risks are that:

- Contacts are bypassed in a circuit
- Introduction of connections between different circuits The other risk being to staff is of electrical

Price: C

<b>NR/L3/SIG/MG0110</b>	<b>Imposition and Removal of Emergency and Temporary Speed Restrictions</b> Issue 3; Jun 12	<b>Compliance</b> 01/09/12	<b>Replaces</b> NR/L3/SIG/MG0110 Iss 2; Aug 08
-------------------------	---	-------------------------------	--

This procedure details the process for the imposition and subsequent removal of emergency and temporary speed restrictions by maintenance staff on Network Rail infrastructure.

Price: C

<b>NR/L3/SIG/SG0053</b>	<b>Preventative Maintenance of Signalling Assets</b> Issue 3; Sep 11	<b>Compliance</b> 03/09/11	<b>Replaces</b> NR/L3/SIG/SG0053 Iss 2; Aug 08
-------------------------	--	-------------------------------	---

This procedure details the roles and responsibilities in the planning of all routine preventative maintenance activities on signalling assets to fit in with the national planning process and timescales as detailed in NR/PRC/MTC/PL0056.

Price: C

<b>NR/L3/SIG/SG0054</b>	<b>Corrective Maintenance of Signalling Assets</b> Issue 3; Aug 08	<b>Compliance</b> 26/08/08	<b>Replaces</b> NR/PRC/MTC/SG0054 Iss 2; Apr 07
-------------------------	--	-------------------------------	---

The purpose of this document is to define the process for corrective maintenance of Network Rail signalling assets.

Price: C

<b>NR/L3/SIG/SG0057</b>	<b>Management of Signal Relay Reservicing</b> Issue 2; Aug 08	<b>Compliance</b> 26/08/08	<b>Replaces</b> NR/PRC/MTC/SG0057 Iss 1; Jun 07
-------------------------	---	-------------------------------	---

This procedure details the responsibilities for establishing and maintaining a signal relay reservicing database along with a relay reservicing programme.

Price: B

<b>NR/L3/SIG/SG0058</b>	<b>Management of Defective Cables</b> Issue 2; Sep 11	<b>Compliance</b> 03/09/11	<b>Replaces</b> NR/L3/SIG/SG0058 Iss 1; Sep 08
-------------------------	---	-------------------------------	---

The purpose of this procedure is to define the specific responsibilities of maintenance staff for the diversion of working circuits following identification of one or more faulty cable cores, and the associated testing and monitoring of cables.

Price: B

<b>NR/L3/SIG/SG0065</b>	<b>Management of Disconnections that Affect Signalling Equipment</b> Issue 2; Aug 08	<b>Compliance</b> 26/08/08	<b>Replaces</b> NR/PRC/MTC/SG0065 Iss 1; Jun 07
-------------------------	--	-------------------------------	---

This procedure details the roles and responsibilities for the disconnection of signalling equipment for preventative or corrective maintenance, minor renewals, or safety that will or may affect the normal running of trains.

Price: C

<b>NR/L3/SIG/SG0079</b>	<b>Signalling Responsibilities for S&amp;C Maintenance</b> Issue 3; Jun 10	<b>Compliance</b> 04/09/10	<b>Replaces</b> NR/L3/SIG/SG0079 Iss 2; Aug 08
-------------------------	--	-------------------------------	---

This document defines the additional signalling procedures for S&C inspection and maintenance over and above that detailed in NR/L3/SIG/SG0053 (preventative maintenance of signalling assets) and NR/L3/SIG/SG0054 (corrective maintenance of signalling assets).

Price: C

<b>NR/L3/SIG/SG0093</b>	<b>Signalling Equipment Affected by Emergency and Temporary Speed Restrictions</b> Issue 2; Aug 08	<b>Compliance</b> 26/08/08	<b>Replaces</b> NR/PRC/MTC/SG009 Iss 1; Jun 07
-------------------------	--	-------------------------------	--

This procedure details the process for situations where the imposition of an emergency or temporary speed restriction will result in existing signalling warning equipment (e.g. automatic warning systems or automatic train protection) giving contrary or misleading indications to the driver of an approaching train to that of the warning system associated with the speed restriction.

Price: C

<b>NR/L3/SIG/SG0108</b>	<b>Signalling Maintenance Vehicle Stock Check and Replenishment</b> Issue 2; Aug 08	<b>Compliance</b> 26/08/08	<b>Replaces</b> NR/PRC/MTC/SG0108 Iss 1
-------------------------	---	-------------------------------	---

This document details the process for routinely checking signalling maintenance rapid response vehicles of all types for minimum spares holding, and that stock shortages are replenished from local minor stocking points.

Price: C

<b>NR/L3/SIG/SG0111</b>	<b>Design of Emergency and Temporary Speed Restrictions</b> Issue 3; Sep 11	<b>Compliance</b> 03/09/11	<b>Replaces</b> NR/L3/SIG/SG0111 Iss 2; Aug 08
-------------------------	--	-------------------------------	---

This procedure identifies the process and allocates responsibilities for the design of both emergency and temporary speed restriction that are requested by maintenance.

Price: C

<b>NR/L3/SIG/SG0138</b>	<b>Management of Signalling Wrong Side Failures</b> Issue 2; Aug 08	<b>Compliance</b> 26/08/08	<b>Replaces</b> NR/PRC/MTC/SG0138 Iss 1; Apr 07
-------------------------	--	-------------------------------	---

This document details the process to ensure that the investigation, escalation, rectification, and recording of signalling wrong side failures is undertaken by maintenance according to Network Rail company specifications NR/SP/SIG/10047 and NR/SP/SIG/11231.

Price: C

<b>NR/L3/SIG/SG0139</b>	<b>Management of Right On Arrival and Repeat Signal Failures</b> Issue 2; Aug 08	<b>Compliance</b> 26/08/08	<b>Replaces</b> NR/PRC/MTC/SG0139 Iss 1; Apr 07
-------------------------	---	-------------------------------	---

This document details the process to ensure that right on arrival and repeated failures are investigated sufficiently to ensure the fundamental cause of the failure is found and rectified.

Price: C

<b>NR/L3/SIG/SG0154</b>	<b>Management of Signalling Defects</b> Issue 2; Aug 08	<b>Compliance</b> 26/08/08	<b>Replaces</b> NR/PRC/MTC/SG0154 Iss 1; Apr 07
-------------------------	---	-------------------------------	---

This document details the process to ensure signalling defects that have been found during preventative or corrective maintenance and cannot be corrected at the time of their discovery are entered on the Ellipse system and are managed to conclusion according to the engineering standard NR/SP/SIG/19807.

Price: B

<b>NR/L3/SIG/SG0155</b>	<b>Management of Isolation, Re-sets &amp; Restoration On Axle Counter Equipment</b> Issue 2; Aug 08	<b>Compliance</b> 26/08/08	<b>Replaces</b> NR/PRC/MTC/SG0155 Iss 1; Jun 07
-------------------------	---	-------------------------------	---

This document details the procedure for the isolation of axle counter equipment from the interlocking for preventative or corrective maintenance activities along with the re-set and restoration of the equipment back to the interlocking.

Price: C

<b>NR/L3/SIG/SG0162</b>	<b>Management of Signalling Maintenance Diagrams</b> Issue 2; Aug 08	<b>Compliance</b> 26/08/08	<b>Replaces</b> NR/PRC/MTC/SG0162 Iss 1; Jun 07
-------------------------	---	-------------------------------	---

The purpose of this procedure is to define the methods of control of maintenance diagrams within signalling maintenance. Such controls shall ensure that the correct issue of diagrams are maintained at the work sites, that amendments are carried out in a controlled manner, and that obsolete diagrams are removed to avoid inadvertent use.

Price: B

<b>NR/L3/SIG/SG0163</b>	<b>Management of Data from Logging Systems &amp; Event Recorders</b> Issue 3; Sep 11	<b>Compliance</b> 03/09/11	<b>Replaces</b> NR/L3/SIG/SG0163 Iss 2; Aug 08
-------------------------	--	-------------------------------	---

This document details the process of retrieving, checking and storing data from signalling logging systems connected to or part of interlockings, control systems or control centres. It also covers the process of retrieving, checking and storing data from signalling event recorders that are permanently or temporarily connected to signalling equipment.

Price: C

<b>NR/L3/SIG/SG0166</b>	<b>Management of Operational Signalling Equipment Involved in Wrong Side Failures and Incidents</b> Issue 2; Aug 08	<b>Compliance</b> 26/08/08	<b>Replaces</b> NR/PRC/MTC/SG0166 Iss 1; Aug 07
-------------------------	---	-------------------------------	---

This document details the process for the Network Rail signal maintenance function managing operational signalling equipment that has or has been suspected of causing a wrong side failure or major incident and is required to undergo an independent specialist or technical investigation to find the fundamental or root cause of the reason for the equipment failing or causing a failure.

Price: B

## 4.20 SIGNAL ENGINEERING

**SIG**  
**Level 3**

<b>NR/L3/SIGELP/27420</b>	<b>Target Earth Calculation Methodology for Signalling Power Systems</b> Issue 1; Jun 15	<b>Compliance</b> 06/06/15	<b>Replaces</b> New at Issue 96
---------------------------	--	-------------------------------	------------------------------------

This standard sets out a method for calculating the maximum target earth value at signalling apparatus housings and power supply sources to afford protection against electric shock in the event of first earth fault in Class I and Class II signalling power distribution systems using IT electrical systems.

Price: D

<b>NR/L3/SIGELP/27425</b>	<b>Equivalent Cable Sizes for Signalling Power Distribution Cables</b> Issue 1; Sep 16	<b>Compliance</b> 09/01/17	<b>Replaces</b> New at Issue 101
---------------------------	--	-------------------------------	-------------------------------------

This standard authorises, subject to constraints specified, the replacement of signalling power supply cables complying with BR 880, BR 872 or RT/E/PS/00005 with cables complying with NR/L2/SIGELP/27408. This standard is intended to facilitate replacement of cables without resorting to design, subject to exclusions, in order to improve the availability and safety of signalling power supply systems.

Price: D

<b>NR/L3/SIGELP/27427</b>	<b>Identification and Colours for Signalling Power Distribution Cables</b> Issue 1; Sep 16	<b>Compliance</b> 09/01/17	<b>Replaces</b> New at Issue 101
---------------------------	--	-------------------------------	-------------------------------------

This standard specifies the cable identification requirements for signalling power supply distribution cables. This reduces the risk of cables being mis-identified during installation, isolations and incorrect connections leading to potential mal operation of signalling systems.

Price: C

<b>NR/L3/SIGELP/50001</b>	<b>Signalling Power Distribution Equipment above 175 Volts</b> Issue 3; Mar 17	<b>Compliance</b> 07/12/18	<b>Replaces</b> NR/L3/SIGELP/50001 Iss 3; Mar 17
---------------------------	--	-------------------------------	--

This manual contains the work instructions which are to be used when maintaining, fault finding and repairing signalling power distribution equipment above 175 V.

Price: D Standard only; Complete, F See below for details of modules and individual pricing

NR/SPS/	Title	Issue	Issue Date	Price
A001	Maintenance Periodicities	1	Dec 2017	A
A002	Use of Joints and Terminations for Aluminium Signalling Power Distribution Cables	1	Dec 2017	A
G001	Guidance for the use of Editable PDF Forms	1	Dec 2017	B
M001	FSP and Cabling Maintenance (Signalling Power Distribution Equipment above 175 V AC)	3	Dec 2017	C
M002	Defect Management for Signalling Power Distribution Equipment above 175 V AC	4	Dec 2017	C
M003	Insulation Resistance Monitor Management and Maintenance	3	Dec 2017	B
M005	Interrupter Cables Management and Maintenance	2	Dec 2016	B
M006	Maintenance of Auto Reconfiguration Equipment	1	Dec 2016	A
M007	Inspection of Temporary Protective Measures at Location Cases	1	Dec 2016	A
M010	Distribution Interface Transformer Assembly (DITA) Maintenance	1	Dec 2017	A
T001	Earth Electrode Testing	2	Dec 2016	B
T002	Cable Insulation Resistance Test	2	Dec 2016	A
T003	Conductor and CPC Continuity Tests	2	Dec 2016	A
T004	Insulation Resistance Monitor Equipment Test	2	Dec 2016	A
T006	Transformer Insulation Resistance Test	3	Dec 2017	A
T007	Earth Loop Impedance Test (TN & TT systems)	1	Dec 2016	A

<b>NR/L3/SIGELP/50002</b>	<b>Safe Working Practices When Working on or Near Signalling Power Distribution Equipment Above 175 Volts</b> Issue 1; Dec 16	<b>Compliance</b> 03/06/17	<b>Replaces</b> New at Issue 102
---------------------------	---	-------------------------------	-------------------------------------

The purpose of this standard is to define the safe working practices to be employed when working on or near signalling power distribution equipment above 175 V.

Price: D  Additional Excel Content Available: Phone

### Associated Document

NR/L3/SIGELP/50002/	Title	Issue	Issue Date	Price
BRIEFING	Briefing	1	Dec 2016	E

<b>NR/L3/SIGELP/50003</b>	<b>Safe Working Practices When Working on or Near Signalling Equipment</b> Issue 1; Mar 18	<b>Compliance</b> 02/06/18	<b>Replaces</b> New at Issue 107
---------------------------	--	----------------------------	----------------------------------

This standard provides guidance on the potential electrical safety risks that exist when working on or near signalling equipment and defines the safety requirements for different work activities. By reviewing the risks of a particular work activity and applying the safety requirements in this standard, work can be pre-planned so that the necessary safeguards are in place for work to be carried out safely.

Price: D

#### Work Instruction

<b>NR/WI/SIG/00111</b>	<b>Points General – Supplementary Drives – Mechanical</b> Issue 2; Apr 06	<b>Compliance</b> 31/07/07	<b>Replaces</b>
------------------------	---	----------------------------	-----------------

This standard gives additional information to supplement and support the information given in RT/E/C/11772, regarding best practice for the installation and adjustment of mechanically operated supplementary (back) drives.

Price: D

#### Guidance Notes (including Codes of Practice)

<b>NR/GN/SIG/02022</b>	<b>Requirements for TASS Infrastructure – System Description</b> Issue 2; Dec 05	<b>Replaces</b> RT/E/C/02022 Iss 1; Dec 03
------------------------	--	--

This guidance note describes the Tilt Authorisation And Speed Supervision (TASS) system developed to deliver the principal requirements of Railway Group standards GE/RT8012 "Controlling the speed of tilting trains through curves" and GE/RT8019 "Tilting trains: controlling tilt systems to maintain clearances".

Price: D

<b>NR/GN/SIG/02025</b>	<b>Guidance for Consideration of TASS Balises During Railway Engineering Activities</b> Issue 2; Dec 05	<b>Replaces</b> RT/E/G/02025 Iss 1; Dec 03
------------------------	---	--

This guidance note gives advice to those engaged in various engineering activities on the treatment of the TASS system and the precautions they should take in respect of it.

Price: B

<b>NR/GN/SIG/10099</b>	<b>Risk Based Maintenance – Implementation Guidance</b> Issue 2; Aug 08	<b>Replaces</b> RT/E/C/10099 Iss 1; Dec 02
------------------------	---	--

The purpose of this document is to provide guidance for the implementation of risk based maintenance regimes.

Price: B

<b>NR/GN/SIG/10670</b>	<b>ROSE Project – Implementation Guide</b> Issue 2; Mar 11	<b>Replaces</b> NR/GN/SIG/10670 Iss 1; Sep 08
------------------------	--	---

These guidance notes expand upon the implementation process defined in NR/SP/SIG/10662

Price: B

<b>NR/GN/SIG/17901</b>	<b>SSI Configuration Guide</b> Issue 4; Jun 12	<b>Replaces</b> RT/E/C/17901 Iss 3; Oct 99
------------------------	--	--

This document is a guide to the permitted configurations of SSI hardware, as in use by Network Rail.

Price: E

#### Associated Document

NR/GN/SIG/17901/	Module	Issue	Issue Date	Price
A	Appendix	1	Jun 12	D

<b>NR/GN/SIG/17902</b>	<b>SSI Program and Data Problems</b> Issue 5; Mar 09	<b>Replaces</b> RT/E/C/17902 Iss 4; Dec 04
------------------------	--	--

This Guidance Note describes installed program and site specific data problems that have occurred with Solid State Interlocking (SSI) equipment, and been notified to Network Rail. The guidance includes a description of the problem, and states where to find information in Standards to prevent re-occurrence.

Price: E

**NR/GN/SIG/17903 SSI Hardware Problems** Issue 4; Mar 11**Replaces**  
RT/E/C/17903 Iss 3; Dec 04

This Guidance Note summarises significant SSI hardware problems that have been identified on Network Rail infrastructure as a result of technical investigation, and the resultant changes made. It supersedes RT/E/C/17903 Issue 3. This information will be useful to those wishing to fully understand the reasoning behind a particular change to SSI equipment or its application.

Price: E

**NR/GN/SIG/19002 WRSL – Style 63 Point Machine (SIGTAN 002)** Issue 3; Jun 07**Replaces**  
RT/E/C/19002 Iss 2; Aug 98

This SIGTAN has been prepared to provide advice on significant problems associated with Westinghouse Signals style 63 point machines.

Price: C

**NR/GN/SIG/19012 SIGTAN012 Cables and Wiring Used for Signalling Systems** Issue 4; Aug 08**Replaces**  
RT/E/C/19012 Iss 3; Feb 01

This Guidance Note provides information relating to cables and wiring insulation, both degradation that has been encountered on Network Rail Signalling Infrastructure and testing methods. It also contains relevant technical information and the historical background. Some notes on inspection techniques, alterations to affected wiring and some miscellaneous cable problems are included in the appendices. The purpose of insulation testing is to detect the deterioration or failure of the insulation of wires, cables and other circuit components. Testing may be by continuous monitoring or by regular testing depending on the required level of integrity.

Price: D

**NR/GN/SIG/19020 Signalling Relays (SIGTAN020)** Issue 7; Sep 11**Replaces**  
NR/L3/SIG/19020 Iss 6; Jun 11

This document has been prepared to summarise problems affecting railway signalling relays used on Network Rail's Signalling Infrastructure.

Price: D

**NR/GN/SIG/19047 SIGTAN047 Points (General)** Issue 3 Aug 08**Replaces**  
RT/E/C/19047 Iss 2; Dec 02

This code of practice summarises a range of general issues relating to points on Network Rail's signalling infrastructure

Price: D

**NR/GN/SIG/19053 IECC Technicians Manual** Issue 2; Dec 08**Replaces**  
NR/GN/SIG/19053 Iss 1; Dec 05

This Manual authorises the use of the IECC Technicians Manual for signalling schemes employing Integrated Electronic Control Centre equipment on Network Rail infrastructure, and lists all documents therein to provide a record of which constituent documents are current and approved for use.

Price: Phone

**NR/GN/SIG/19054 SSI Technicians Manual (Parts A, B & C)** Issue 2; Dec 09**Replaces**  
NR/GN/SIG/19054 Iss 1; Dec 05

This document is to provide an updated version of the SSI guidance provided to maintainers, and to eliminate temporary standards such as TIs and NBs where possible.

Price: B Standard only; Complete, Phone

See below for details of modules and individual pricing

NR/GN/SIG/19054/	Title	Issue	Issue Date	Price
1	Part 1 Introduction	2	Dec 2009	A
2	Part 2 System Description	2	Dec 2009	A
3	Part 3 General Information	2	Dec 2009	B
4	Part 4 Multi-Processor Module (MPM)	2	Dec 2009	E
5	Part 5 Panel Processor Module (PPM)	2	Dec 2009	C
6	Part 6 Signal Module (SM)	2	Dec 2009	D
7	Part 7 Points Module (PM)	2	Dec 2009	C
8	Part 8 Data Link Module (DLM)	2	Dec 2009	B
9	Part 9 Long Distance Terminal (LDT)	2	Dec 2009	C
10	Part 10 Technicians Terminal (TT)	2	Dec 2009	D
11	Part 11 SSI Data Link Testing	2	Dec 2009	E
12	Part 12 Guide to SSI Earthing and Bonding	2	Dec 2009	C

<b>NR/GN/SIG/19101</b>	<b>Good Practice Guide - Acic Track Circuit Leaf Fall Detection Unit</b> Issue 1; Aug 05	<b>Replaces</b>
------------------------	---	-----------------

A new standard: to provide guidance on the provision and use of the ACIC track circuit leaf fall detection unit.

Price: B

<b>NR/GN/SIG/19800</b>	<b>Bedford - Bletchley: Control and use of VHLC Local Panels</b> Issue 1; Feb 06	<b>Replaces</b>
------------------------	--	-----------------

This document describes the control and operating principles of the Vital Harmon Logic Controller (VHLC) Local Control Panels (LCPs).

Price: D

<b>NR/GN/SIG/19801</b>	<b>Sittingbourne - Sheerness: Control and use of VHLC Local Control Panels</b> Issue 1; Feb 06	<b>Replaces</b>
------------------------	---	-----------------

This document describes the control and operating principles of the Vital Harmon Logic Controller (VHLC) Local Control Panels (LCPs).

Price: D

<b>NR/GN/SIG/50014</b>	<b>Methodology for the Demonstration of Compatibility with Lineside Equipment</b> Issue 2; Aug 08	<b>Replaces</b> RT/E/G/50014 Iss 1; Feb 03
------------------------	--	---

The purpose of this document is to provide a methodology to demonstrate compatibility with lineside equipment installed on the ac and dc electrified railway on Network Rail controlled infrastructure.

Price: D

<b>RT/E/C/11724</b>	<b>Signalling Works Test Specifications and Historical Test Value Data</b> Issue 1; Jun 02	<b>Replaces</b>
---------------------	---	-----------------

This code of practice has been produced in support of GK/RT 0209 and company specification RT/E/S/11221. The contents are designed as examples of test specification content that might be employed to ensure that suitable and sufficient testing has been carried out to infrastructure products during the process of signalling works testing.

Price: E

<b>RT/E/C/11772</b>	<b>Supplementary Point Drives and Detection</b> Issue 1; Apr 01	<b>Replaces</b>
---------------------	---	-----------------

This code of practice contains information which represents current best practice for supplementary point drives and detection developed under British Rail.

Price: E

<b>RT/E/C/11821</b>	<b>Siting Requirements for Lineside Apparatus Housings</b> Issue 1; Aug 00	<b>Replaces</b>
---------------------	--	-----------------

This code of practice defines best practice for the support of, and safe working area around lineside apparatus housings in order to minimise the risks associated with work on lineside signalling equipment and satisfy Railway Group Standard GK/RT0208, Installation of Signalling and Operational Telecommunications Equipment, and Line Specification RT/E/S/11303, Requirements for Signalling Installation.

Price: C

<b>RT/E/C/17904</b>	<b>Risk Analysis of Signalling Relays</b> Issue 1; Aug 04	<b>Replaces</b>
---------------------	---	-----------------

This code of practice defines a process to assess the risks presented by failure of specific applications of signalling control relays. By applying the process it is possible to determine which relays (if any) may be exempt from routine replacement for a specific interlocking design.

Price: C

<b>RT/E/C/19008</b>	<b>SIGTAN008 Sangamo/Schlumberger Time Switches Used at Level Crossings</b> Issue 2; Oct 00	<b>Replaces</b> RT/E/C/19008 Iss 1; Jun 95
---------------------	--	---

An investigation (Technical Investigation Report 94507) into the setting of Sangamo time switches highlighted the lack of information available to staff relating to the use of these devices. Also, a separate investigation (Technical Investigation Report 94535) into an incident at a level crossing identified the slow running timer switches, provide advice on their subsequent replacement and to inform staff of the correct application of these devices.

Price: B

<b>RT/E/C/19010</b>	<b>SIGTAN010 Circuit Controllers Used with BR843 Level Crossing Lifting Barriers</b> Issue 1; Jun 96	<b>Replaces</b>
---------------------	--	-----------------

In 95, Opal Engineering were commissioned to investigate the reliability of circuit controllers used with the BR 843 Standard Mk1 and Mk2 lifting barriers. The study reported that some re-serviced circuit controllers were not supplied pre-set for installation and recommended that existing stocks should be examined and any unsuitable circuit controllers withdrawn and not used. This document provides advice on identifying these unsuitable circuit controllers and also addresses the method for carrying out fine adjustment during installation, when this is made necessary by individual site conditions.

Price: B

**RT/E/C/19014      SIGTAN014 Mechanical Handbook Issue 1; Mar 97      Replaces**

This SIGTAN contains a draft copy of the mechanical handbook and is intended as a guidance document only.

Price: E

**RT/E/C/19015      SIGTAN015 Relay Plugboard Problems Issue 1; Feb 98      Replaces**

As a result of an investigation (Technical Investigation report 96626), into the contamination of relay plugboards, this document has been prepared to give advice on dealing with such contamination. Advice on recognition, contributory factors and preventative measures is also provided.

Price: B

**RT/E/C/19016      SIGTAN016 Westinghouse M3 Point Machine Issue 1; Feb 98      Replaces**

An investigation (Technical Investigation Report 96508) revealed various Westinghouse M3 point machine problems. This document provides advice on examining the locking of the main shaft bearing and includes the temporary measures necessary until the point machine can be replaced.

Price: B

**RT/E/C/19019      SIGTAN019 Westinghouse Signal Machines Issue 2; Apr 99      Replaces  
RT/E/C/19019 Iss 1; Apr 98**

Investigations (Technical Investigation Reports 96051 and 98070) into two separate incidents, where signals were stuck in the "off" position due to jammed signal machines have revealed that on both occasions, some onsite repairs had been carried out and replacement components had been incorrectly fitted. This document has been prepared to discuss the problems associated with carrying out on-site repairs and recommends that all repairs (other than those considered to be associated with first line maintenance) and re-servicing are carried out in a controlled workshop environment by staff who have received specialised craft training.

Price: B

**RT/E/C/19023      SIGTAN023 Signal Post Replacement Switches Issue 1; Jun 00      Replaces**

This document has been prepared to provide advice on significant problems associated with the signal post replacement Switch.

Price: B

**RT/E/C/19024      SIGTAN024 Signalling Control Panels Issue 1; Apr 99      Replaces**

This document has been prepared to provide advice on problems affecting equipment/components associated with signalling control panels.

Price: B

**RT/E/C/19025      SIGTAN025 Electric Lever Locks and Circuit Controllers Issue 2; Feb 01      Replaces  
RT/E/C/19025 Iss 1 Apr 99**

This code of practice summarises technical information and advice on problems relating to electric lever locks and circuit controllers that form part of Network Rail's signalling infrastructure.

Price: C

**RT/E/C/19026      SIGTAN026 Track Circuit Equipment Issue 1; Dec 99      Replaces**

This document has been prepared to provide advice on problems affecting track circuit equipment that forms part of the railway infrastructure signalling control system.

Price: B

**RT/E/C/19030      SIGTAN030 Earth Testing of Bus-bars Issue 1; Oct 00      Replaces**

This document has been prepared to provide advice on earth testing of bus-bars.

Price: B

**RT/E/C/19032      SIGTAN032 Alignment of Colour Light Signals Issue 1; Oct 00      Replaces**

This code of practice details the methods to be used for checking and adjusting the beam alignment of colour light signals, so as to achieve compliance with Network Rail group standard GK/RT0037 "Signal sighting", Issue 3.

Price: C

**RT/E/C/19036      SIGTAN036 Test and Measurement Meters** Issue 1; Feb 01**Replaces**

This document has been prepared to provide advice on significant problems associated with the use of certain models of Fluke® digital multimeters.

Price: B

**RT/E/C/19039      SIGTAN039 Signals (General)** Issue 1; Feb 01**Replaces**

This document summarises a range of general issues relating to signals on Network Rail's signalling infrastructure.

Price: D

**RT/E/C/19040      SIGTAN040 Train Protection Systems** Issue 2; Aug 01**Replaces**

This code of practice summarises a range of general issues relating to train protection systems on Network Rail's signalling infrastructure.

Price: D

**RT/E/C/19041      SIGTAN041 Battery Cells** Issue 1; Feb 01**Replaces**

This document summarises a range of general issues relating to cells on Network Rail's signalling infrastructure

Price: C

**RT/E/C/19044      SIGTAN044 Level Crossings** Issue 1; Feb 01**Replaces**

This code of practice summarises a range of general issues relating to level crossings on Network Rail's signalling infrastructure

Price: E

**RT/E/C/19045      SIGTAN045 Power Supplies** Issue 1; Feb 01**Replaces**

This code of practice summarises a range of general issues relating to power supplies on Network Rail's signalling infrastructure

Price: B

**RT/E/C/19046      SIGTAN046 Treadles** Issue 1; Feb 01**Replaces**

This code of practice summarises a range of general issues relating to treadles on Network Rail's signalling infrastructure

Price: B

**RT/E/C/19048      SIGTAN048 TPWS Trackside Equipment** Issue 1; Apr 03**Replaces**

This Code of Practice provides a record of best practice general information relating to the trackside sub-system of the Train Protection and Warning System (TPWS) used on Network Rail signalling infrastructure, together with relevant technical information

Price: D

**RT/E/C/19050      SIGTAN050 Western Region Type Barrier Machine Hydraulic Ram – Ram Pin Failure** Issue 1; Dec 02**Replaces**

This document has been prepared to provide advice on a potential failure mode of level crossing barrier machines manufactured by the former Western Region. The pins that connect the hydraulic ram to the rear strut of the barrier machine side arms and the bottom fulcrum bracket may not be compliant with the design specification.

Price: B

**RT/E/C/19051      SIGTAN051 GEC FDM Reed Equipment** Issue 1; Dec 02**Replaces**

The aim of this code of practice is to describe the nature of certain in-service problems that have arisen with GEC reed equipment, the symptoms manifested, show how they can be avoided and where possible, what remedial action can be taken if these problems are experienced. It also describes best practice for jointing the transmission line cable used on reed systems.

Price: C

**RT/E/C/19052      SIGTAN052 TPWS in Radio Electronic Token Block (RETB) - Faulting Guidance** Issue 1; Apr 04**Replaces**

This code of practice provides details of the faulting procedures, or cross-references to other faulting information necessary to locate anomalies in the operation of the Trackside Radio Control Unit and its associated subsystems, such that a fault can be determined down to the level of a Line Replaceable Unit.

For further information regarding the Train Protection and Warning System/Radio Electronic Token Block system see RT/E/S/10178.

Price: D

**RT/E/C/19254 SIGWEN003 GEC-GS HW Point Machine** Issue 4; Dec 02**Replaces**  
RT/E/C/19254 Iss 3; Apr 98

This document advises Network Rail's suppliers who manufacture, repair or service the GEC-GS types HW 1000 and HW 00 point machines of additional/revised processes to be applied before the equipment is released to the customer. This information is supplementary to manufacturing, repair or servicing standards.

Price: C

**RT/E/C/19257 SIGWEN006 Smiths Industries Clamp Lock Power Pack** Issue 1; Aug 95**Replaces**

This document advises Network Rail's suppliers who manufacture, repair or service the Smiths Industries clamp lock power pack of additional/revised processes to be applied before the equipment is released to the customer. This information is supplementary to manufacturing, repair or servicing standards.

Price: A

**RT/E/C/19258 SIGWEN007 BR843 Level Crossing Lifting Barriers** Issue 1; Jun 96**Replaces**

This document advises Network Rail's suppliers who manufacture, repair or service BR843 level crossing lifting barriers, including composite components, of additional/revised processes that need to be applied adopted before the equipment is released to the customer. This information is supplementary to manufacturing, repair or servicing standards.

Price: A

**RT/E/C/19259 SIGWEN008 Westinghouse Signal Machines** Issue 1; Apr 98**Replaces**

This document advises Network Rail's suppliers who repair or service Westinghouse signal machines of processes that need to be adopted/amended before the equipment is released for re-use on Network Rail's infrastructure. This information is supplementary to repair or servicing standards.

Price: B

**RT/E/C/19262 SIGWEN011 BR817 Hydraulic Clamp Lock Power Packs** Issue 2; Dec 02**Replaces**

This document advises Network Rail's suppliers who repair or service hydraulic clamp lock power packs to BR817 of processes that need to be adopted/amended before the equipment is released for re-use on Network Rail's infrastructure. This information is supplementary to manufacture, repair or servicing standards.

Price: B

**RT/E/C/19265 SIGWEN014 Labelling of Signalling Equipment** Issue 1; Jun 03**Replaces**

This document advises servicing agents who repair or service signalling equipment of the labelling requirements that should be applied before the equipment is released for re-use onto Network Rail's Infrastructure.

Price: B

**RT/E/C/19269 SIGWEN018 GEC FDM Reed Equipment** Issue 1; Dec 02**Replaces**

The aim of this document is to identify to servicing agents specific additional servicing requirements that are required on GEC FDM reed receiver amplifiers.

Price: B

**RT/E/C/50005 Methodology for the Demonstration of Compatibility with 50Hz Single Rail Track Circuits** Issue 1; Feb 03**Replaces**

The purpose of this document is to provide a methodology for the demonstration of electromagnetic compatibility of rolling stock with 50Hz single rail track circuits installed on Network Rail controlled infrastructure. It is based upon previously accepted safety assessments which were undertaken for traction and rolling stock thereby allowing them to operate over 50Hz single rail track circuits.

Price: D

**RT/E/C/50007 Methodology for the Demonstration of Compatibility with HVI Track Circuits** Issue 1; Feb 03**Replaces**

The purpose of this document is to provide a methodology to demonstrate compatibility of trains with HVI track circuits on the ac and dc railways on Network Rail controlled infrastructure.

Price: D

**RT/E/C/50008 Methodology for the Demonstration of Compatibility with TI 21 Track Circuits** Issue 1; Feb 03**Replaces**

The purpose of this procedure is to provide a method for calculating the safe permissible maximum levels of electrical interference that may be generated by electric trains designed to be used on tracks employing TI 21 track circuits. The procedure lists all of the infrastructure aspects to be taken into account, characteristics of the TI 21 track circuits and possible failure modes. Worked examples are given for calculating maximum permissible levels of electrical interference due to traction current, and axle-to-axle voltages.

Price: D

<b>RT/E/C/50009</b>	<b>Methodology for the Demonstration of Compatibility with FA2600 Track Circuits on the DC Railway</b> Issue 1; Feb 03	<b>Replaces</b>
---------------------	--	-----------------

The purpose of this document is to provide a methodology to demonstrate compatibility with FS2600 track circuits on Network Rail 750Vdc electrified railway.

Price: D

<b>RT/E/C/50013</b>	<b>Methodology for the Demonstration of Compatibility with Interlockings</b> Issue 1; Feb 03	<b>Replaces</b>
---------------------	--	-----------------

The purpose of this document is to provide a methodology to demonstrate compatibility with interlocking systems installed on the a.c. and d.c. electrified railway on Railtrack controlled infrastructure. This is achieved by specifying criteria/standards against which test results from new rolling stock should be compared to enable a safety case to be made.

Price: C

<b>RT/E/C/50018</b>	<b>Methodology for the Determination of Interaction with Neighbouring Railways</b> Issue 1; Feb 03	<b>Replaces</b>
---------------------	--	-----------------

The purpose of this code of practice is to provide a methodology to demonstrate compatibility of traction and rolling stock operating on Network Rail electrified lines with the infrastructure of neighbouring railways & vice versa.

Price: D

<b>RT/E/G/00013</b>	<b>Guidance For Consideration of TPWS During Railway Engineering Activities</b> Issue 1; Jun 02	<b>Replaces</b>
---------------------	---	-----------------

This guidance note gives advice to those engaged in various activities on the treatment of TPWS and the precautions they should take in respect of TPWS.

Price: B

<b>RT/E/G/00028</b>	<b>General Guidelines on Train Protection and the Provision of Signalling</b> Issue 1; Dec 03	<b>Replaces</b>
---------------------	---	-----------------

These guidelines form a detailed set of methodologies to cover this concept. The development of a significant number of signalling schemes are presently at that critical position, where much signalling would be built without these provisions, unless they are adopted for projects being developed and designed now. These principles are already being applied to the west coast main line upgrade and speed enhancement projects.

Price: E

### Special Inspection Notices

<b>NR/SIN/126</b>	<b>Risk Based Campaign for the Installation of Tubular Stretcher Bars</b> Issue 4; Sep 17	<b>Compliance</b> 30/04/18	<b>Replaces</b> NR/SIN/126 Iss 3; Jul 17
-------------------	---	-------------------------------	---

This SIN covers the installation of the new tubular stretcher bar in existing switches as part of a programme to reduce risk.

Price: D

<b>NR/SIN/161</b>	<b>Permanent Speed Restrictions Fitted with TPWS</b> Issue 1; Feb 17	<b>Compliance</b> 20/02/18	<b>Replaces</b> New at Issue 103
-------------------	--	-------------------------------	-------------------------------------

The purpose of this Special Inspection Notice (SIN) is to identify and assess the effectiveness of infrastructure controls provided to manage the risk of overspeed at Permanent Speed Restrictions.

Price: B  Additional Excel Content Available: Phone

<b>NR/SIN/162</b>	<b>Inspection of Dorman Classic and CLS LITE LED Signals</b> Issue 2; Dec 18	<b>Compliance</b> 31/10/22	<b>Replaces</b> NR/SIN/162 Iss 1; Jul 17
-------------------	--	-------------------------------	---

The purpose of this Special Inspection Notice (SIN) is to inspect E-clips and vertical tilt adjustment clamp assemblies to inspect/replace missing E-clips on Unipart Dorman Classic LED and CLS LITE Signals and to rectify any issues arising from the inspection.

Price: D

<b>NR/SIN/169</b>	<b>VT1 Type Relays Inspection</b> Issue 2; Jan 19	<b>Compliance</b> 30/06/20	<b>Replaces</b> NR/SIN/169 Iss 1; Jan 18
-------------------	---	-------------------------------	---

The purpose of this Special Inspection Notice (SIN) is to:

- inspect the vane front-stop assemblies of all VT1 style relays;
- inspect all the slipper stop and vane stop-plates;
- locate all the Westalite stabiliser unit manufactured by NRS;
- replace any relays deemed to be defective.

Price: D  includes PowerPoint document

NR/SIN/181

**Signal Overrun Risk Assessment - Gap Analysis**  
Issue 1; July 18**Compliance**  
25/09/19**Replaces**  
New at Issue 109

This Special Inspection Notice (SIN) has been issued to identify the number of plain line signals requiring steady state Signalling Overrun Risk Assessment (SORA) and the type of assessment required.

*Price: C*

## 4.21 SYSTEM ENGINEERING

AMG/EBM

### 4.21.1 Engineering Programme Management

Level 1 / Level 2

## 4.21 SYSTEM ENGINEERING

### 4.21.1 Engineering Programme Management

#### Level 1

NR/L1/AMG/1010	<b>Policy on Working Safely in the Vicinity of Buried Services</b> Issue 1; Dec 08	<b>Compliance</b> 01/03/09	<b>Replaces</b> New at issue 70
----------------	---	-------------------------------	------------------------------------

To set out Network Rail's policy and related implementation arrangements for employees and contractors to be able to work safely in the vicinity of buried services.

Price: B

#### Level 2

NR/L2/AMG/1020	<b>Buried Services Data Provision</b> Issue 1; Dec 08	<b>Compliance</b> 01/03/09	<b>Replaces</b> NR/L2/AMG/028 Iss 4; Jun 08 NR/L3/AMG/00114
----------------	---	-------------------------------	---

This standard defines a consistent method for obtaining buried services search information before work is started on site.

Price: D

NR/L2/AMG/1030	<b>Working Safely in the Vicinity of Buried Services</b> Issue 1; Dec 08	<b>Compliance</b> 01/03/09	<b>Replaces</b> See below
----------------	---	-------------------------------	------------------------------

**Replaces:** NR/SP/BUS/011, NR/L3/INI/CP024, NR/L3/INI/CP0026, NR/L3/MTC/SE0113

This standard identifies the process for a consistent method of planning a safe system of work and how to work safely with these assets when on site.

Price: E

NR/L2/AMG/1040	<b>Buried Services Data Feedback</b> Issue 1; Dec 08	<b>Compliance</b> 01/03/09	<b>Replaces</b> New at issue 70
----------------	--	-------------------------------	------------------------------------

This standard identifies the process for the supply of as-built buried services drawings/plans following completion of ground disturbance work on Network Rail infrastructure.

Price: C

NR/L2/AMG/02106	<b>The Provision of Track Category and Traffic Data - Procedure</b> (Formerly – Management of the Effects of Changing Traffic Flows on Maintenance) Issue 4; Jun 08	<b>Compliance</b> 26/08/08	<b>Replaces</b> NR/L2/BUS/02106 Iss 3; Dec 07
-----------------	--	-------------------------------	---

This document defines the process for identifying, evaluating and providing information about track category, planned traffic flows and short-term changes to traffic. This enables informed decisions to be made about asset stewardship, inspection, maintenance and renewal.

Price: D (Contains NR/BS/LI/305)

NR/L2/HAM/02201	<b>Management of Risk Arising from Deferred Renewals</b> Issue 5; Jun 16	<b>Compliance</b> 03/09/16	<b>Replaces</b> NR/L2/HAM/02201 Iss 4; Mar 12
-----------------	---	-------------------------------	--

This standard sets out the process to mitigate the risks arising from a re-scheduled prioritised renewal or an incomplete delivery of the scope of a renewal.

Price: B

#### Level 3

NR/L3/AMG/02107	<b>Provision of Track Category and Traffic Data - Work Instruction</b> Issue 3; Jun 08	<b>Compliance</b> 01/12/07	<b>Replaces</b> NR/L3/BUS/02107 Iss 2; Dec 07
-----------------	--	-------------------------------	--

This standard defines the process for identifying, evaluating and providing information about track category, planned traffic flows and short-term changes to traffic. This enables informed decisions to be made about asset stewardship, inspection, maintenance and renewal.

Price: D

## 4.21 SYSTEM ENGINEERING

### 4.21.3 Railway System Engineering

**RSE**  
**Level 1 / 2**

#### 4.21.3 Railway System Engineering

##### Level 2

<b>NR/L2/RSE/0005</b>	<b>Product Design for Reliability</b> Issue 3; Mar 19	<b>Compliance</b> 01/06/19	<b>Replaces</b> NR/L2/RSE/0005 Iss 2; Dec 17
-----------------------	---	-------------------------------	---

This business process integrates proven tools and methodologies into a supplier's existing design processes to create documented, traceable, controlled evidence of reliability, availability and maintainability. It helps enable compliance with BS EN 50126 before product acceptance (PA) is granted by Network Rail and addresses train delay risk resulting from asset reliability.

Price: E

<b>NR/L2/RSE/070</b>	<b>Engineering Verification</b> Issue 2; Dec 11	<b>Compliance</b> 03/03/12	<b>Replaces</b> NR/L3/EBM/070 Iss 1 NR/L3/EBM/071 Iss 1
----------------------	---	-------------------------------	---

Engineering Verification is a part of Network Rail's assurance process for confirming that infrastructure assets are fit for purpose.

Price: D

<b>NR/L2/RSE/100</b>	<b>Network Rail Assurance Panel Processes</b> Issue 4; Dec 17	<b>Compliance</b> 03/03/18	<b>Replaces</b> NR/L2/RSE/100 Iss 3; Dec 15
----------------------	---	-------------------------------	--

Network Rail Assurance Panel (NRAP) governs a number of Network Rail processes on behalf of Network Rail's Executive through the STE Business Performance Management Group (STE BPMG).

These processes help Network Rail comply with its statutory responsibilities and Health and Safety Management System when a change is introduced that could change the risk profile of Network Rail Infrastructure.

This module sets out how NRAP carries out these responsibilities and delegates authority to bodies and individuals within Network Rail.

Price: E Standard only; Complete, Phone See below for details of modules and individual pricing

NR/L2/RSE/100/	Module	Issue	Issue Date	Price
01	Network Rail Assurance Panel	2	Dec 2015	C
02	Application of the Common Safety Method for Risk Evaluation and Assessment	3	Dec 2015	D
03	The Application of the Interoperability Regulations for Infrastructure Projects	2	Dec 2015	D
04	Introduction of New or Modified Vehicles	2	Dec 2015	B
05	Product Acceptance and Change to Network Rail Operational Infrastructure	3	Dec 2017	D
07	System Review Panels	2	Dec 2015	C

<b>NR/L2/RSE/30041</b>	<b>Electromagnetic Compatibility (EMC) Assurance Process</b> Issue 2; Jun 12	<b>Compliance</b> 01/09/12	<b>Replaces</b> NR/L2/RSE/30041 Iss 1; Sep 08
------------------------	--	-------------------------------	--

This standard specifies how Network Rail manages the risks of asset failure associated with known uncontrolled electromagnetic phenomena. It supports the Network Rail policy requirements as specified in NR/L1/RSE/30040, Electromagnetic Compatibility (EMC) Strategy for Network Rail, and its legal obligations under the EMC Regulations (2006).

Price: D

## 4.22 TELECOMS ENGINEERING

## Company Standards

**NR/CS/TEL/30101 Telecoms Assurance and Compliance** Issue 1; Feb 06**Replaces**

This company standard sets out the process which Network Rail shall use to ensure compliance of telecoms assets with regulations and the requirements of the service and that staff working on the assets are competent to do so.

Price: C

## Specifications

**NR/SP/TEL/30002 Signal Post Telephone Concentrator Systems** Issue 4; Apr 06**Replaces**

RT/E/S/30002 Iss 3; Dec 01

This document defines the requirements to be met by a signal box telephone concentrator system.

Price: D

**NR/SP/TEL/30024 Fault Priority and Response Times for Operational Telecommunications Services** Issue 4; Dec 06**Compliance**  
03/03/07**Replaces**

RT/E/S/30024 Iss 3; Jun 05

This document defines the fault priority and associated response and target corrective action times which shall be applied as a minimum requirement for Operational Telecommunications Services.

Price: B

**NR/SP/TEL/30031 Signal Box Telephone Concentrator System Design and Application Requirements** Issue 2; Apr 06**Replaces**

RT/E/S/30031 Iss 1; Dec 00

This document defines the minimum requirements to be applied in the design of a signal box concentrator system and in the application of requirements to meet railway operating rules.

Price: B

**NR/SP/TEL/30032 Positioning and Labelling of Lineside Telephones** Issue 3; Apr 06**Replaces**

RT/E/S/30032 Iss 2; Aug 03

This specification defines how the requirements of the Railway Group Standard GE/RT8048 issue 1 - Positioning and Labelling of Lineside Telephones, are to be applied to Network Rail controlled infrastructure. It revises the emergency issue of RT/E/S/30032 to include retrospective actions to bring the position of telephones installed since April 02 into compliance and to bring the labelling of all telephones irrespective of age up to date

Price: C

**NR/SP/TEL/30035 Telecoms Network Terminating Points** Issue 2; Dec 05**Replaces**

RT/E/S/30035 Iss 1; Jun 03

This specification defines the boundaries between different parts of the telecoms network. It sets out a clear demarcation of maintenance responsibilities. In particular, it provides clear direction when failures arise as to what extent a contractor needs to investigate to establish whether their equipment is working normally.

Price: D

**NR/SP/TEL/50016 Methodology for the Demonstration of Compatibility with Telecoms Systems** Issue 3; Apr 06**Replaces**

NR/GN/TEL/50016 Iss 2; Dec 05

The purpose of this document is to provide a methodology to demonstrate electro-magnetic compatibility with operational telecommunications equipment and systems on the ac and dc electrified railway on Network Rail controlled infrastructure.

Price: D

**RT/E/S/11189 Testing Telephones at Level Crossings** Issue 3; Jun 05**Replaces**

RT/E/S/11189 Iss 2; Aug 01

This instruction details the tests and inspection required for the commissioning of new and altered level crossing installations equipped with a level crossing telephone system.

Price: C

## Product Specifications

**NR/PS/TEL/00014 Telecommunications Optical Fibre Cable** Issue 4; Apr 06**Replaces**

RT/E/PS/00014 Iss 3; Jun 03

This document is for use in procuring polyethylene sheathed ZHLS sheathed optical fibre trunk telecommunications cables.

Price: D

**NR/PS/TEL/00015 Unit Twin Copper Telecommunications Cable** Issue 3; Apr 06**Replaces**  
RT/E/PS/00015 Iss 2; Jun 03

This document is for use in procurement contracts for polyethylene sheathed and ZHLS sheathed external copper telecommunications cables.

Price: D

**NR/PS/TEL/00025 Synchronous Digital Hierarchy Multiplexing Equipment** Issue 2; Apr 06**Replaces**  
RT/E/PS/00025 Iss 1; Feb 02

This product specification states the minimum requirements for synchronous digital hierarchy multiplexing equipment forming part of telecommunications systems providing services for operational railway and business applications.

Price: C

**NR/PS/TEL/00026 Primary PCM Multiplex Equipment** Issue 2; Apr 06**Replaces**  
RT/E/PS/00026 Iss 1; Feb 02

This product specification states the minimum requirements for primary PCM multiplex equipment forming part of telecommunications systems providing services for operational railway and business applications.

Price: C

**NR/PS/TEL/00027 Digital Subscriber Line Transmission Equipment** Issue 2; Apr 06**Replaces**  
RT/E/PS/00027 Iss 1; Feb 02

This product specification states the minimum requirements for digital subscriber line transmission equipment forming part of telecommunications systems providing services for operational railway and business applications.

Price: C

**NR/PS/TEL/00028 Controlled Climate Trackside Housing for Telecommunications Equipment** Issue 2; Apr 06**Replaces**  
RT/E/PS/00028 Iss 1; Feb 02

This Product Specification states the minimum requirements for Controlled Climate Trackside Housings for Telecommunications Equipment supporting operational railway and business services.

Price: C

**NR/PS/TEL/30107 Telecoms Lineside Copper Cable Enclosures** Issue 1; Jun 06**Replaces**

To specify the core requirements for non-climate controlled, non power fed lineside telecom copper cable enclosures. The primary function of these enclosures is to accommodate copper cable terminations, and as such the enclosures may be in the form of cabinets or small distribution boxes mounted on their associated posts.

Price: D

**NR/PS/TEL/31102 Screening Conductor for the Immunisation of Telecommunications Cables** Issue 1; Dec 06**Replaces**

A product specification which shall be used when procuring a screening conductor for the immunisation of telecommunications cables on Network Rail infrastructure.

Price: D

## Level 1

<b>NR/L1/TEL/30029</b>	<b>Telecoms Installation</b> Issue 4; Mar 10	<b>Compliance</b> 06/03/10	<b>Replaces</b> NR/L1/TEL/30029 Iss 3; Aug 08
------------------------	--	-------------------------------	--

This company standard details the process which shall be used for the installation of telecoms assets on Network Rail infrastructure.

Price: B

<b>NR/L1/TEL/30092</b>	<b>Telecoms Testing and Commissioning Procedure</b> Issue 4; Dec 16	<b>Compliance</b> 04/03/17	<b>Replaces</b> NR/L1/TEL/30092 Iss 3; Mar 10
------------------------	--	-------------------------------	--

The purpose of the standard is to detail the procedure for testing and commissioning of telecoms equipment and systems installed on Network Rail controlled infrastructure.

The testing and commissioning activity is essential for validating and verifying the design meets the requirements.

Price: C

<b>NR/L1/TEL/30099</b>	<b>Telecoms Asset Management</b> Issue 4; Mar 10	<b>Compliance</b> 06/03/10	<b>Replaces</b> NR/L1/TEL/30099 Iss 3; Aug 08
------------------------	--	-------------------------------	--

This standard sets out the process which Network Rail shall use to manage its telecoms assets.

Price: C

<b>NR/L1/TEL/30100</b>	<b>Telecoms Design</b> Issue 3; Mar 10	<b>Compliance</b> 06/03/10	<b>Replaces</b> NR/L1/TEL/30100 Iss 2; Aug 08
------------------------	--	-------------------------------	--

This company standard details the procedure for the design of telecoms equipment and systems on Network Rail controlled infrastructure. It also details the procedure for the management, control and safety requirements of the design process.

Price: D

<b>NR/L1/TEL/30102</b>	<b>Network Rail Asset Management Policy – Telecommunications Engineering</b> Issue 1; Sep 09	<b>Compliance</b> 05/09/09	<b>Replaces</b> New at Issue 73
------------------------	--	-------------------------------	------------------------------------

The purpose of this document is to set the principles of how Telecommunications Assets are to be managed through their life-cycle to meet the defined output requirements of each Route.

Price: C

## Level 2

<b>NR/L2/TEL/00013</b>	<b>Specification for Cable Troughing</b> Issue 4; Mar 16	<b>Compliance</b> 04/06/16	<b>Replaces</b> NR/L2/TEL/00013 Iss 3; Mar 10
------------------------	--	-------------------------------	--

This document is to provide a performance specification for cable troughing products. The specification recognises that apart from the traditional reinforced concrete troughing, troughing can be made from a wide range of materials.

Price: D

<b>NR/L2/TEL/30003</b>	<b>Immunity Test Requirements for Lineside Communications Systems</b> Issue 4; Dec 16	<b>Compliance</b> 04/03/17	<b>Replaces</b> NR/L2/TEL/30003 Iss 3; Jun 09
------------------------	---	-------------------------------	--

Network Rail's overhead AC electrification infrastructure can induce interference into lineside copper telecommunications cables. This process provides the methodology to test telecommunications equipment and systems for performance suitability when connected to these copper cables with induced interference.

Price: D

<b>NR/L2/TEL/30022</b>	<b>Engineering Assurance Arrangements for Communications Engineering Schemes and Services</b> Issue 7; Jun 11	<b>Compliance</b> 03/09/11	<b>Replaces</b> NR/L2/TEL/30022 Iss 6; Mar 10
------------------------	---	-------------------------------	--

To define procedures for the technical acceptance requirements for changes to the infrastructure to telecommunications schemes and services.

Price: C

<b>NR/L2/TEL/30025</b>	<b>Standby Power Supply Requirements for Telecommunications Equipment</b> Issue 5; Dec 17	<b>Compliance</b> 03/03/18	<b>Replaces</b> NR/L2/TEL/30025 Iss 4; Sep 09
------------------------	---	-------------------------------	--

This specification sets out requirements for the provision of a standby power supply to enable Network Rail owned operational telecommunications equipment to continue to operate for a given period after the loss of the normal or primary power supply source.

Price: C

<b>NR/L2/TEL/30026</b>	<b>Operation and Management of the National Radio Network</b> Issue 5; Mar 10	<b>Compliance</b> 06/03/10	<b>Replaces</b> NR/L2/TEL/30026 Iss 4; Aug 08
------------------------	--	-------------------------------	--

The purpose of this document is to describe the Network Rail company policy to support the operation and management of the national radio network.

Price: D

<b>NR/L2/TEL/30027</b>	<b>Technical Requirements for Legacy Train Radio Communication</b> Issue 5; Mar 10	<b>Compliance</b> 06/03/10	<b>Replaces</b> NR/L2/TEL/30027 Iss 4; Aug 08
------------------------	---	-------------------------------	--

This document identifies the technical requirements for legacy analogue radio systems providing two-way speech communication to trains to ensure their compliance with Railway Group standard GE/RT8080. It does not apply to GSM-R, GSM-P, IVRS or Shunting radio systems. It shall cease to apply after 1st January 2011 unless the specific restriction in GE/RT8080 section 2.3.3 is amended or removed.

Price: C

<b>NR/L2/TEL/30028</b>	<b>Installation of Operational Telecommunications Equipment</b> Issue 3; Mar 10	<b>Compliance</b> 06/03/10	<b>Replaces</b> NR/SP/TEL/30028 Iss 2; Oct 05
------------------------	--	-------------------------------	--

This specification in support of NR/L1/TEL/30029 sets out the minimum requirements for the management of installation of Operational Telecommunications equipment on Network Rail Infrastructure. These requirements are based on Railway Group Standard GK/RT0208.

Price: C

<b>NR/L2/TEL/30033</b>	<b>Inspection and Surveillance of Telecommunications Engineering Activities</b> Issue 7; Mar 10	<b>Compliance</b> 06/03/10	<b>Replaces</b> NR/L2/TEL/30033 Iss 6; Jun 08
------------------------	--	-------------------------------	--

This specification is intended to verify that maintenance contractors are effective in the application of group and company standards and have a suitable understanding of the maintenance requirements

Price: B

<b>NR/L2/TEL/30034</b>	<b>Radio Mast Lightning Protection and Earthing Systems</b> Issue 4; Mar 10	<b>Compliance</b> 06/03/10	<b>Replaces</b> NR/L2/TEL/30034 Iss 3; Aug 08
------------------------	--	-------------------------------	--

This standard details the design requirements for a lightning protection and earthing system (LP&ES) for permanent radio mast or tower structures located on Network Rail land, property or TOC leased land to minimise the risk to personnel and equipment.

Price: D

<b>NR/L2/TEL/30036</b>	<b>Booster Transformer Outages: Managing the Consequences for Telecommunication Systems</b> Issue 4; Aug 08	<b>Compliance</b> 26/08/08	<b>Replaces</b> NR/SP/TEL/30036 Iss 3; Apr 06
------------------------	--	-------------------------------	---

This specification details the actions to be taken during a booster transformer outage to protect staff from the possibility of receiving an electric shock from contact with telecoms cables or circuits connected to them.

Price: C

<b>NR/L2/TEL/30066</b>	<b>Signalling and Telecommunications Telecoms Clearance for Fixed Transmitters</b> Issue 7; Mar 10	<b>Compliance</b> 06/03/10	<b>Replaces</b> NR/L2/TEL/30066 Iss 6; Aug 08
------------------------	---	-------------------------------	--

The purpose of this procedure is to detail the telecoms clearance process to reduce the risk of interference from fixed transmitters to as low as reasonably practicable (ALARP).

Price: D

<b>NR/L2/TEL/30067</b>	<b>The Transmission of Safety Related Information</b> Issue 2; Dec 11	<b>Compliance</b> 03/03/12	<b>Replaces</b> NR/L2/TEL/30067 Iss 1; Jun 11
------------------------	--	-------------------------------	--

This standard specifies control measures to reduce risks associated with the transmission of Safety Related Information across Network Rail Communications Infrastructure and independently owned infrastructure so far as is reasonably practicable (SFAIRP).

Price: B

<b>NR/L2/TEL/30069</b>	<b>Specification for the Inspection and Minor Maintenance of Lineside S&amp;T Cable Routes</b> Issue 2; Mar 09	<b>Compliance</b> 05/09/09	<b>Replaces</b> NR/WI/TEL/30069 Iss 1; Jun 06
------------------------	---	-------------------------------	--

This telecoms maintenance instruction defines the inspection and minor maintenance requirements for S&T lineside cable routes so that they can be kept in good order to suitably protect the cables within.

Price: C

<b>NR/L2/TEL/30070</b>	<b>Specification for the Maintenance of Telecoms Copper Cables</b> Issue 2; Mar 09	<b>Compliance</b> 05/09/09	<b>Replaces</b> NR/WI/TEL/30070 Iss 1; Jun 06
------------------------	---	-------------------------------	--

This telecoms maintenance instruction defines the maintenance requirements for copper cables in use on Network Rail infrastructure.

Price: C

<b>NR/L2/TEL/30072</b>	<b>Specification for the Maintenance of DOO(P) CCTV, Guard-Assisted CCTV and DOO Mirror Systems</b> Issue 3; Dec 12	<b>Compliance</b> 02/03/13	<b>Replaces</b> NR/L2/TEL/30072 Iss 2; Mar 09
------------------------	--	-------------------------------	--

This standard defines the maintenance requirements for DOO CCTV(Driver Only Operated Closed Circuit television) guard-assisted and DOO mirror systems used on Network Rail infrastructure.

Price: C

<b>NR/L2/TEL/30073</b>	<b>Specification for the Maintenance of Driver-to-Signalbox Radio Systems (CSR and SMA)</b> Issue 2; Mar 09	<b>Compliance</b> 05/09/09	<b>Replaces</b> NR/WI/TEL/30073 Iss 1; Jun 06
------------------------	--	-------------------------------	--

This instruction defines the maintenance requirements for Cab Secure Radio systems in use on Network Rail infrastructure.

Price: C

<b>NR/L2/TEL/30075</b>	<b>Specification for the Maintenance of Electro-mechanical Concentrators</b> Issue 2; Mar 09	<b>Compliance</b> 05/09/09	<b>Replaces</b> NR/WI/TEL/30075 Iss 1; Jun 06
------------------------	---	-------------------------------	--

This instruction defines the maintenance requirements for electro-mechanical concentrators used by Network Rail.

Price: D

<b>NR/L2/TEL/30078</b>	<b>Specification for the Maintenance of Network Control Processor Systems</b> Issue 2; Mar 09	<b>Compliance</b> 05/09/09	<b>Replaces</b> NR/WI/TEL/30078 Iss 1; Jun 06
------------------------	--	-------------------------------	--

This instruction defines the maintenance requirements for Network control processor systems in use on Network Rail infrastructure.

Price: B

<b>NR/L2/TEL/30079</b>	<b>Specification for the Maintenance of National Radio Network (NRN) and Overlay Radio Network (ORN)</b> Issue 2; Mar 09	<b>Compliance</b> 05/09/09	<b>Replaces</b> NR/WI/TEL/30079 Iss 1; Jun 06
------------------------	---	-------------------------------	--

This instruction defines the maintenance requirements for the National Radio Network and Overlay Radio Network systems in use on Network Rail infrastructure.

Price: C

<b>NR/L2/TEL/30080</b>	<b>Specification for the Maintenance of Whiteley PETS</b> Issue 3; Jun 14	<b>Compliance</b> 06/09/14	<b>Replaces</b> NR/L2/TEL/30080 Iss 2; Mar 09
------------------------	--	-------------------------------	--

The purpose of maintaining and testing Whiteley public emergency telephone system (PETS) is to decrease the incidence of failures through deterioration and to identify potential failures before they become service affecting..

Price: B

<b>NR/L2/TEL/30083</b>	<b>Specification for the Maintenance of Telephone Instruments in Operational Buildings</b> Issue 2; Mar 09	<b>Compliance</b> 05/09/09	<b>Replaces</b> NR/WI/TEL/30083 Iss 1; Jun 06
------------------------	---	-------------------------------	--

This telecoms maintenance instruction defines the maintenance and functional testing that Network Rail require for their telephones used in operational buildings.

Price: C

<b>NR/L2/TEL/30084</b>	<b>Specification for the Maintenance of Lineside Telephones and Tail Cables</b> Issue 3; Jun 14	<b>Compliance</b> 06/09/14	<b>Replaces</b> NR/WI/TEL/30084 Iss 2; Mar 09
------------------------	--	-------------------------------	--

The purpose of maintaining and testing lineside telecom services is to decrease the incidence of failures through deterioration and to identify potential failures before they become service affecting.

Price: D

<b>NR/L2/TEL/30085</b>	<b>Specification for the Maintenance of Electronic PABX Concentrators</b> Issue 2; Mar 09	<b>Compliance</b> 05/09/09	<b>Replaces</b> NR/WI/TEL/30085 Iss 1; Jun 06
------------------------	--	-------------------------------	--

This instruction defines the maintenance requirements for Electronic PABX concentrators used by Network Rail.

Price: D

<b>NR/L2/TEL/30086</b>	<b>Specification for the Maintenance of Telecoms Digital Transmission Systems</b> Issue 3; Dec 12	<b>Compliance</b> 02/03/13	<b>Replaces</b> NR/L2/TEL/30086 Iss 2; Mar 09
------------------------	---	-------------------------------	--

This telecoms maintenance instruction defines the maintenance requirements form telecoms digital transmission systems in use on Network Rail infrastructure.

Price: C

<b>NR/L2/TEL/30087</b>	<b>Specification for the Maintenance of UHF Spot Scheme and Marine Radio Systems</b> Issue 2; Mar 09	<b>Compliance</b> 05/09/09	<b>Replaces</b> NR/WI/TEL/30087 Iss 1; Jun 06
------------------------	--	-------------------------------	--

This instruction defines the maintenance requirements for UHF spot and marine radio system in use on Network Rail infrastructure.

Price: C

<b>NR/L2/TEL/30094</b>	<b>Installation of Telecommunications Equipment and Systems</b> Issue 2; Mar 10	<b>Compliance</b> 06/03/10	<b>Replaces</b> NR/SP/TEL/30094 Iss 1; Jun 06
------------------------	---	-------------------------------	--

This specification, in support of Company Standard NR/L1/TEL/30029 - Telecoms Installation, details the minimum acceptable requirements for the installation of Telecommunications equipment on Network Rail infrastructure through the use of associated business process documents.

Price: B

<b>NR/L2/TEL/30095</b>	<b>Specification for the Maintenance of Radio Electronic Token Block Telecoms Equipment</b> Issue 2; Mar 09	<b>Compliance</b> 05/09/09	<b>Replaces</b> NR/WI/TEL/30095 Iss 1; Jun 06
------------------------	---	-------------------------------	--

This instruction defines the telecoms maintenance requirements for Radio Electronic Token Block in use on Network Rail infrastructure.

Price: C

<b>NR/L2/TEL/30097</b>	<b>Specification for the Maintenance of Lineside Plug Points and Tunnel Emergency Communication Systems (Pinch Wires)</b> Issue 2; Mar 09	<b>Compliance</b> 05/09/09	<b>Replaces</b> NR/WI/TEL/30097 Iss 1; Jun 06
------------------------	---	-------------------------------	--

This telecoms maintenance instruction defines the maintenance and functional testing that Network Rail requires for their lineside telephone plug points and tunnel emergency communications systems (excludes Severn Tunnel installations).

Price: C

<b>NR/L2/TEL/30098</b>	<b>Testing and Commissioning of Telecommunications Equipment and Systems</b> Issue 2; Aug 08	<b>Compliance</b> 26/08/08	<b>Replaces</b> NR/SP/TEL/30098 Iss 1; Feb 06
------------------------	--	-------------------------------	---

This specification, in support of Company Standard NR/CS/TEL/30092 Telecommunication Testing and Commissioning Procedure, expands upon the requirements for the testing and commissioning of telecoms assets on Network Rail controlled infrastructure.

Price: D

<b>NR/L2/TEL/30105</b>	<b>Compliance with Fixed Telecoms Network Design Criteria</b> Issue 2; Dec 10	<b>Compliance</b> 04/12/10	<b>Replaces</b> NR/SP/TEL/30105 Iss E1; Feb 07
------------------------	---	-------------------------------	---

This specification mandates the use of Fixed Telecoms Network design criteria for projects supplying telecoms cables and transmission equipment for use as Network Rail infrastructure

Price: B

<b>NR/L2/TEL/30109</b>	<b>Maintenance of Plasma Displays (SISS)</b> Issue 2; Jun 10	<b>Compliance</b> 05/06/10	<b>Replaces</b> NR/WI/TEL/30109 Iss 1; Aug 06
------------------------	--	-------------------------------	--

This instruction defines the requirements for an inspection regime by the telecoms maintainers of Plasma screen displays used by Network Rail and/or the SFO. The purpose of undertaking maintenance is to ensure that plasma screen displays where used as part of a passenger information display is functional and to identify defects before they become service effecting.

Price: B

<b>NR/L2/TEL/30110</b>	<b>Specification for the Maintenance of CCTV Cameras</b> Issue 2; Mar 09	<b>Compliance</b> 05/09/09	<b>Replaces</b> NR/WI/TEL/30110 Iss 1; Aug 06
------------------------	--	-------------------------------	--

This instruction defines the requirements for an inspection regime by the telecoms maintainers of CCTV cameras used by Network Rail and/or the SFO.

Price: B

<b>NR/L2/TEL/30111</b>	<b>Specification for the Maintenance of CCTV Monitoring Equipment</b> Issue 2; Mar 09	<b>Compliance</b> 05/09/09	<b>Replaces</b> NR/WI/TEL/30111 Iss 1; Aug 06
------------------------	---	-------------------------------	--

This instruction defines the requirements for an inspection regime by the telecoms maintainers of CCTV monitoring equipment used by Network Rail and/or the SFO.

Price: B

<b>NR/L2/TEL/30112</b>	<b>Specification for the Maintenance of Customer Information System Monitors</b> Issue 2; Mar 09	<b>Compliance</b> 05/09/09	<b>Replaces</b> NR/WI/TEL/30112 Iss 1; Aug 06
------------------------	--	-------------------------------	--

This instruction defines the requirements for an inspection regime by the telecoms maintainers of customer information system monitors used by Network Rail and/or the SFO.

Price: B

<b>NR/L2/TEL/30113</b>	<b>Specification for the Maintenance of Clocks</b> Issue 2; Mar 09	<b>Compliance</b> 05/09/09	<b>Replaces</b> NR/WI/TEL/30113 Iss 1; Aug 06
------------------------	--	-------------------------------	--

This instruction defines the requirements for an inspection regime by the telecoms maintainers of clocks used by Network Rail and/or the SFO.

Price: B

<b>NR/L2/TEL/30114</b>	<b>Specification for the Maintenance of CIS Computers</b> Issue 2; Mar 09	<b>Compliance</b> 05/09/09	<b>Replaces</b> NR/WI/TEL/30114 Iss 1; Aug 06
------------------------	---	-------------------------------	--

This instruction defines the requirements for an inspection regime by the telecoms maintainers of customer information system computers used by Network Rail and/or the SFO.

Price: B

<b>NR/L2/TEL/30115</b>	<b>Specification for the Maintenance of CCTV Video Recorders</b> Issue 2; Mar 09	<b>Compliance</b> 05/09/09	<b>Replaces</b> NR/WI/TEL/30115 Iss 1; Aug 06
------------------------	--	-------------------------------	--

This instruction defines the requirements for an inspection regime by the telecoms maintainers of CCTV video recorders used by Network Rail and/or the SFO.

Price: B

<b>NR/L2/TEL/30117</b>	<b>Specification for the Maintenance of Help Points</b> Issue 2; Mar 09	<b>Compliance</b> 05/09/09	<b>Replaces</b> NR/WI/TEL/30117 Iss 1; Aug 06
------------------------	---	-------------------------------	--

This instruction defines the requirements for an inspection regime by the telecoms maintainers of help points used by Network Rail and/or the SFO.

Price: B

<b>NR/L2/TEL/30118</b>	<b>Specification for the Maintenance of LCD/LED Displays</b> Issue 2; Mar 09	<b>Compliance</b> 05/09/09	<b>Replaces</b> NR/WI/TEL/30118 Iss 1; Aug 06
------------------------	--	-------------------------------	--

This instruction defines the requirements for an inspection regime by the telecoms maintainers of LCD/LED displays used by Network Rail and/or the SFO.

Price: B

<b>NR/L2/TEL/30119</b>	<b>Specification for the Maintenance of Public Address PCs</b> Issue 2; Mar 09	<b>Compliance</b> 05/09/09	<b>Replaces</b> NR/WI/TEL/30119 Iss 1; Aug 06
------------------------	--	-------------------------------	--

This instruction defines the requirements for an inspection regime by the telecoms maintainers of public address PC's used by Network Rail and/or the SFO.

Price: B

<b>NR/L2/TEL/30120</b>	<b>Specification for the Maintenance of Public Address Systems</b> Issue 2; Mar 09	<b>Compliance</b> 05/09/09	<b>Replaces</b> NR/WI/TEL/30120 Iss 1; Aug 06
------------------------	--	-------------------------------	--

This instruction defines the requirements for an inspection regime by the telecoms maintainers of public address systems used by Network Rail and/or the SFO.

Price: B

<b>NR/L2/TEL/30121</b>	<b>Specification for the Maintenance of Recorded Announcement Equipment</b> Issue 2; Mar 09	<b>Compliance</b> 05/09/09	<b>Replaces</b> NR/WI/TEL/30121 Iss 1; Aug 06
------------------------	---	-------------------------------	--

This instruction defines the requirements for an inspection regime by the telecoms maintainers of recorded announcement equipment used by Network Rail and/or the SFO.

Price: B

<b>NR/L2/TEL/30122</b>	<b>Specification for the Maintenance of Electronic PABX Switches</b> Issue 2; Mar 09	<b>Compliance</b> 05/09/09	<b>Replaces</b> NR/WI/TEL/30122 Iss 1; Aug 06
------------------------	--	-------------------------------	--

The purpose of maintaining PABX switches is to decrease the incidence of failures through deterioration and to identify potential failures before they become service affecting.

Price: B

<b>NR/L2/TEL/30124</b>	<b>Specification for the Maintenance of GSM-R Radio BTS, BSC, TCU, Repeater &amp; IVRS Equipment</b> Issue 2; Dec 12	<b>Compliance</b> 02/03/13	<b>Replaces</b> NR/L2/TEL/30124 Iss 1; Mar 09
------------------------	--	-------------------------------	--

The purpose of maintaining and testing these radio systems is to decrease the incidence of failures through deterioration and to identify potential failures before they become service affecting.

Price: C (Contains NR/BS/LI/314 (Expired))

<b>NR/L2/TEL/30125</b>	<b>Communications with Electrical Control Rooms - ETD Network Testing Specification</b> Issue 1; Mar 09	<b>Compliance</b> 05/09/09	<b>Replaces</b> New at Issue 71
------------------------	---	-------------------------------	------------------------------------

This document defines the requirements for the functional testing of the 17x short code dialling service provided on the railway voice communications system either by Network Rail's own operational switches or those provided to Network Rail under contractual agreements by third parties.

Price: B

<b>NR/L2/TEL/30126</b>	<b>Specification for the Maintenance of Analogue Transmission Systems</b> Issue 1; Mar 10	<b>Compliance</b> 06/03/10	<b>Replaces</b> New at Issue 75
------------------------	---	-------------------------------	------------------------------------

This telecoms maintenance instruction defines the maintenance requirements for Telecoms Analogue Transmission systems in use on Network Rail infrastructure.

Price: B

<b>NR/L2/TEL/30127</b>	<b>GSM-R Air Interface Functionality, Availability Management and Compliance Validation</b> Issue 4; Jun 18	<b>Compliance</b> 02/09/18	<b>Replaces</b> NR/L2/TEL/30127 Iss 3; Mar 10
------------------------	---	-------------------------------	--

This specification defines how the technical and operational functionality of the Global System for Mobile Communications (Rail) (GSM-R) system air interface will be assured throughout its operational life.

Price: C

<b>NR/L2/TEL/30130</b>	<b>Electronic Visual Customer Information Systems</b> Issue 3; Sep 09	<b>Compliance</b> 02/11/09	<b>Replaces</b> NR/L2/TEL/30130 Iss 2; Aug 08
------------------------	---	-------------------------------	--

This standard sets out the minimum requirements that shall be met by electronic visual customer information systems installed on stations. These minimum standards have been defined to meet statutory requirements and to ensure that there is some consistency between installations undertaken in different locations and by different contractors/suppliers.

Price: D

<b>NR/L2/TEL/30132</b>	<b>Asset Management of Station Information and Surveillance Systems (SISS)</b> Issue 1; Jun 11	<b>Compliance</b> 03/09/11	<b>Replaces</b> New at Issue 80
------------------------	--	-------------------------------	------------------------------------

The purpose of this standard is to define the process to be undertaken when a change is made to any part of the 'Station Information Security Systems' (SISS) owned by Network Rail on any Franchised or managed station.

Price: C

<b>NR/L2/TEL/30134</b>	<b>Design and Installation Requirements for Public Announcement, Voice Alarm and Long Line Public Announcement Systems</b> Issue 2; Sep 09	<b>Compliance</b> 05/12/09	<b>Replaces</b> NR/L2/TEL/30134 Iss 1; Dec 07
------------------------	--	-------------------------------	--

This standard details the requirements for public announcement, voice alarm and long line public announcement systems on Network Rail infrastructure.

Price: D

<b>NR/L2/TEL/30135</b>	<b>Technical Requirements for Security CCTV Systems on Network Rail Infrastructure</b> Issue 3; Mar 10	<b>Compliance</b> 06/03/10	<b>Replaces</b> NR/L2/TEL/30135 Iss 2; Aug 08
------------------------	--	-------------------------------	--

This specification details Network Rail's requirement to provide high quality CCTV systems in order to improve passenger safety and to combat crime, terrorism and disorder.

Price: D

<b>NR/L2/TEL/30136</b>	<b>Testing Requirements - Security CCTV</b> Issue 1; Jun 09	<b>Compliance</b> 05/09/09	<b>Replaces</b> New at Issue 72
------------------------	---	-------------------------------	------------------------------------

This Standard, in support of NR/L2/TEL/30098 – Testing and Commissioning of Telecommunications Equipment and Systems, details the tests that are required to be carried out on a Security CCTV installation that falls under the scope of NR/L1/TEL/30092, Telecommunication Testing and Commissioning Procedure.

Price: C

<b>NR/L2/TEL/30141</b>	<b>Tunnel Emergency Communication Wire Product Specification</b> Issue 1; Jun 10	<b>Compliance</b> 04/09/10	<b>Replaces</b> New at Issue 76
------------------------	--	-------------------------------	------------------------------------

This document details the parameters which Tunnel Emergency Communication wires shall be assessed to demonstrate their suitability to be used on Network Rail's infrastructure.

Price: B

<b>NR/L2/TEL/30143</b>	<b>Line Side Telephones Product Specification</b> Issue 1; Jun 10	<b>Compliance</b> 04/09/10	<b>Replaces</b> New at Issue 76
------------------------	---	-------------------------------	------------------------------------

Provides a reference for line side telephone product specification proposed for operational communications.

Price: C

<b>NR/L2/TEL/30146</b>	<b>Product Specification for UMTS, GSM and GSM-R Modems</b> Issue 2; Dec 10	<b>Compliance</b> 04/12/10	<b>Replaces</b> NR/L2/TEL/30146 Iss 1; Sep 10
------------------------	---	-------------------------------	--

Provides requirements and guidance for the selection of a UMTS/GSM/GSM-R modem capable of transmitting speech and/or data to a defined control point via the public UMTS/GSM/GPRS networks, or via Network Rail's GSM-R network.

Price: B

<b>NR/L2/TEL/30147</b>	<b>Product Specification for Wireless Connectivity Solutions</b> Issue 1; Sep 10	<b>Compliance</b> 04/09/10	<b>Replaces</b> New at Issue 77
------------------------	--	-------------------------------	------------------------------------

Provides requirements and guidance for the selection of wireless devices exempt of product acceptance requirements.

Price: B

<b>NR/L2/TEL/30151</b>	<b>Design and Installation of Station Cabling</b> Issue 1; Dec 10	<b>Compliance</b> 05/03/11	<b>Replaces</b> New at Issue 78
------------------------	---	-------------------------------	------------------------------------

The purpose of this standard is to promote better cabling standards on stations. Its aims are to deploy best practice, to encourage standardisation, to promote fitness for purpose and longevity, to provide for future needs and to produce visually pleasing station cabling. Through this standard, Network Rail as the Infrastructure Manager or Landlord sets out the telecom cabling requirements for all stations owned by Network Rail, including franchised stations.

Price: C

<b>NR/L2/TEL/30156</b>	<b>Functional Requirements for Safety Related Communications Equipment for On Track Plant Working</b> Issue 1; Dec 11	<b>Compliance</b> 03/03/12	<b>Replaces</b> New at Issue 82
------------------------	---	-------------------------------	------------------------------------

Provides technical requirements and guidance for the selection of a full duplex voice communication system to allow conference style communication, which can be utilised during On Track Plant (OTP) activities, such as Tandem Lifting. There is a requirement for such a system during safety critical OTP operations where constant communication between machinery & its operators are essential. The specification must be used as a part of wider suite of documentation describing the equipment and processes forming a safe system of work.

Price: B

<b>NR/L2/TEL/30160</b>	<b>Specification for Optical Fibre Network Design</b> Issue 2; Mar 17	<b>Compliance</b> 03/09/11	<b>Replaces</b> NR/L2/TEL/30160 Iss 1; Jun 11
------------------------	---	-------------------------------	--

The purpose of this standard is to set out the principles and considerations to be taken into account for additions to, or modifications of, Network Rail's optical fibre infrastructure with the objectives of maximise its potential capacity and applying a consistent approach that will perpetuate reliability, availability and maintainability.

Price: D

<b>NR/L2/TEL/30161</b>	<b>Supply of Optical Fibre Patchcord and Pigtail Assemblies</b> Issue 1; Jun 11	<b>Compliance</b> 03/09/11	<b>Replaces</b> New at Issue 80
------------------------	---	-------------------------------	------------------------------------

This standard sets out the technical requirements that optical patchcords and pigtails procured for use in Network Rail's optical fibre telecommunications network shall meet.

Price: D

<b>NR/L2/TEL/30182</b>	<b>Specification for Secure Configuration and Management of Network Rail Telecom Internet Protocol (IP) Networks, Systems and Devices</b> Issue 1; Mar 17	<b>Compliance</b> 03/06/17	<b>Replaces</b> New at Issue 103
------------------------	---	-------------------------------	-------------------------------------

The purpose of this standard is to specify the application of security controls required to protect Network Rail Telecom Internet Protocol (IP) networks in order to manage security risks to IP networks, network devices and connected systems throughout their operational lifecycle.

Price: C

<b>NR/L2/TEL/30184</b>	<b>Specification for Network Rail Telecoms Systems Architecture, Technical Design and Test Assurance</b> Issue 1; Jun 17	<b>Compliance</b> 02/09/17	<b>Replaces</b> New at Issue 104
------------------------	--	-------------------------------	-------------------------------------

The purpose of this L2 Specification is to set the necessary standards and controls to be applied to all Systems Architecture, Technical Design and Test Assurance activities required for business capability deployment, capability uplift, changes to current Business Support Systems (BSS), Operations Support Systems (OSS) applications and/or IT infrastructure.

Price: D

<b>NR/L2/TEL/31001</b>	<b>Telecom Maintenance Testing &amp; Fault Investigation Process</b> Issue 4; Mar 18	<b>Compliance</b> 02/06/18	<b>Replaces</b> NR/L2/TEL/31001 Iss 3; Dec 09
------------------------	--	-------------------------------	--

The purpose of the Telecom Maintenance Testing & Fault Investigation Process handbook (TMT&FIP) is to manage and minimise risks associated with Moving Train / Loss of /miscommunication of voice and data transmission for Safety and Operational Critical Services (e.g. SSI, Axle Counters, SCADA) by making certain the fundamental causes of safety related telecommunications failures are identified and through maintenance testing, equipment is returned to service in a safe and controlled manner and that any replacements are working correctly

Price: Phone

<b>NR/L2/TEL/31002</b>	<b>Maintenance of Telecommunications Equipment</b> Issue 5; Jun 18	<b>Compliance</b> 01/09/18	<b>Replaces</b> NR/L1/TEL/30093 Iss 3; Mar 10, NR/L2/TEL/31002 Iss 4; Mar 10
------------------------	--	-------------------------------	--

This specification sets out the maintenance and management responsibilities for persons engaged in the maintenance of telecommunication equipment used by Network Rail.

Price: C

<b>NR/L2/TEL/31107</b>	<b>Limits and Test Method of Induced Voltages on Telecommunications Cables due to Electrification Systems</b> Issue 2; Mar 10	<b>Compliance</b> 06/03/10	<b>Replaces</b> NR/L2/TEL/31107 Iss 1; Jun 09
------------------------	---	-------------------------------	--

This standard defines the test limits and test methods for induced voltages on copper telecommunications cables due to AC electrification systems in normal and credible failure modes.

Price: D  Additional Excel Content Available: Phone

<b>NR/L2/TEL/31108</b>	<b>Specification for B.T. Circuits – Procurement Requirements</b> Issue 3; Mar 10	<b>Compliance</b> 06/03/10	<b>Replaces</b> NR/L2/TEL/31108 Iss 2; Aug 08
------------------------	---	-------------------------------	--

This standard defines the requirements to be used when BT circuits are procured by Network Rail for use in signalling, operational telecommunications or traction electrification control systems.

Price: D

<b>NR/L2/TEL/31111</b>	<b>Design and Installation Requirements for Driver Only Operation (Passenger) Systems</b> Issue 3; Jun 11	<b>Compliance</b> 02/07/11	<b>Replaces</b> NR/L2/TEL/31111 Iss 2; Dec 09
------------------------	---	-------------------------------	--

This standard in support of NR/L1/TEL/30100 – Telecoms Design, mandates the requirements for the design of Driver Only Operation (DOO) viewing systems on Network Rail infrastructure when this is the chosen method of train dispatch.

Price: D

<b>NR/L2/TEL/31114</b>	<b>Product Specification For Telecoms Jumper Wire</b> Issue 1; Dec 08	<b>Compliance</b> 01/03/09	<b>Replaces</b> New at Issue 70
------------------------	---	-------------------------------	------------------------------------

This specification details the requirements for single twisted pair telecommunications jumper wire which is suitable for use on Network Rail's infrastructure.

Price: D

## Level 3

<b>NR/L3/TEL/0022</b>	<b>Preventive Maintenance of Operational Telecoms Assets</b> Issue 3; Mar 10	<b>Compliance</b> 06/03/10	<b>Replaces</b> NR/L3/MTC/TE0022 Iss 2; Aug 08
-----------------------	---	-------------------------------	--

The purpose of this document is to define the roles and responsibilities in the planning of routine maintenance activities of telecom assets to fit in with the national planning process and timescales. It applies to Network Rail maintenance staff.

Price: C

<b>NR/L3/TEL/0023</b>	<b>Management of SINCS Records for Telecoms Assets</b> Issue 3; Mar 10	<b>Compliance</b> 26/08/08	<b>Replaces</b> NR/L3/MTC/TE0023 Iss 2; Aug 08
-----------------------	---	-------------------------------	--

The purpose of this procedure is to define the management of the SINCS sign off process for telecoms assets maintained by Network Rail maintenance staff.

Price: C

<b>NR/L3/TEL/0092</b>	<b>Process for the Disconnection and at Risk Process for Telecom Bearer Circuits and Systems</b> Issue 5; Jun 17	<b>Compliance</b> 02/09/17	<b>Replaces</b> NR/L3/TEL/0092 Iss 4; Jun 11
-----------------------	---	-------------------------------	---

The purpose of this standard is to define the processes to be followed and the requirement to reach a clear understanding when applying for and agreeing the method of temporary handover/ hand-back of Network Rail telecom assets or on any other equipment that can affect operational telecoms equipment that may carry safety critical circuits between NRT and authorised site engineer. Application of the process minimises the risk to the safety of the operational railway and personal injury to staff and customers of the railway.

Price: C

<b>NR/L3/TEL/30071</b>	<b>Specification for the Maintenance of Telecoms Optical Fibre Cables</b> Issue 3; Sep 11	<b>Compliance</b> 03/09/11	<b>Replaces</b> NR/L2/TEL/30071 Iss 2; Mar 09
------------------------	---	-------------------------------	--

This instruction defines the maintenance requirements for optical fibre cables and fibre terminations in use on Network Rail telecoms infrastructure.

Price: B

<b>NR/L3/TEL/30074</b>	<b>Specification for the Maintenance of Telecommunication Earths and Screening Systems</b> Issue 3; Sep 11	<b>Compliance</b> 03/09/11	<b>Replaces</b> NR/L2/TEL/30074 Iss 2; Mar 09
------------------------	--	-------------------------------	--

This instruction defines the maintenance requirements for telecoms earths and screening systems in use on Network Rail infrastructure.

Price: B

<b>NR/L3/TEL/30076</b>	<b>The Maintenance of Processor Controlled Concentrators</b> Issue 3; Mar 18	<b>Compliance</b> 02/06/18	<b>Replaces</b> NR/L2/TEL/30076 Iss 2; Mar 09
------------------------	---	-------------------------------	--

This instruction directs the maintainer to the requirements for the maintenance of processor controlled concentrators in use within Network Rail. It is intended to maintain the required availability and manage the asset life efficiently; this is intended to mitigate the risk of loss of or miscommunication at level crossings.

Price: C

<b>NR/L3/TEL/30077</b>	<b>Specification for the Maintenance of Cable Distribution Frames and Location Cases</b> Issue 3; Sep 11	<b>Compliance</b> 03/09/11	<b>Replaces</b> NR/L2/TEL/30077 Iss 2; Mar 09
------------------------	--	-------------------------------	--

This telecoms maintenance instruction defines the maintenance and inspection requirements for telecommunications cable distribution frames, distribution cases and location cases used for cable terminations in use on Network Rail infrastructure.

Price: C

<b>NR/L3/TEL/30081</b>	<b>Work Instruction for the Maintenance of Telecommunication Power Plant, Batteries, Inverters and Uninterruptible Power Supplies</b> Issue 4; Dec 17	<b>Compliance</b> 03/03/18	<b>Replaces</b> NR/L2/TEL/30081 Iss 3; Jun 14
------------------------	---	-------------------------------	--

The purpose of the document is to set out the requirements for maintaining and testing telecoms power plant, inverters, batteries and uninterruptible power supplies in order to decrease the incidence of failures through deterioration and to identify potential failures before they become service affecting.

Price: C

<b>NR/L3/TEL/30082</b>	<b>Work Instruction for the Maintenance of Voice Recorders</b> Issue 4; Jun 17	<b>Compliance</b> 02/09/17	<b>Replaces</b> NR/L2/TEL/30082 Iss 3; Jun 11
------------------------	---	-------------------------------	--

The purpose of this standard is to mandate the maintenance requirements for voice recorders in use on Network Rail telecoms infrastructure.

Price: C

<b>NR/L3/TEL/30088</b>	<b>Planned Preventative Maintenance of Radio Structures, Antennas and Feeders</b> Issue 4; Dec 16	<b>Compliance</b> 04/03/17	<b>Replaces</b> NR/L2/TEL/30088 Iss 3; Jun 11
------------------------	---	-------------------------------	--

This document defines the maintenance requirements for Telecoms antennas, feeder systems, radio structures, monopoles, poles, rapid deployment system frames, fall arrest systems and ancillary equipment in use on Network Rail infrastructure. This contributes to reducing the risk of equipment failure.

Price: D

<b>NR/L3/TEL/30090</b>	<b>Inspection of Telecoms Equipment Rooms</b> Issue 4; Jun 18	<b>Compliance</b> 01/09/18	<b>Replaces</b> NR/L3/TEL/30090 Iss 3; Sep 11
------------------------	---	-------------------------------	--

The purpose of this standard is to mitigate the risks associated with the condition and environment in which Network Rail Telecom (NRT) assets are housed by mandating checks and methods of recording to allow better visibility and rapid rectification.

Price: C

<b>NR/L3/TEL/30105</b>	<b>Installation of Operational Voice Recorders</b> Issue 3; Mar 10	<b>Compliance</b> 06/03/10	<b>Replaces</b> NR/L3/TEL/30105 Iss 2; Aug 08
------------------------	--	-------------------------------	--

This work instruction in support of NR/SP/TEL/30094 - "Installation of telecoms equipment and systems", mandates the requirements for the installation of operational voice recorders on Network Rail infrastructure which are used to record operational voice circuits.

Price: C

<b>NR/L3/TEL/30106</b>	<b>Installation of Lineside Telephones</b> Issue 2; Aug 08	<b>Compliance</b> 26/08/08	<b>Replaces</b> NR/WI/TEL/30106 Iss 1; Jun 06
------------------------	--	-------------------------------	---

This work instruction in support of NR/SP/TE/30094 – "Installation of telecommunications equipment and systems", mandates the installation requirements for the installation of lineside telephones on Network Rail infrastructure.

Price: C

<b>NR/L3/TEL/30108</b>	<b>Work Instruction for the Manual Installation of Telecommunications Cables</b> Issue 1; Aug 07	<b>Compliance</b> 01/10/07	<b>Replaces</b>
------------------------	--	-------------------------------	-----------------

This document sets out the principles to be adopted when installing all types of telecommunications cables by hand pulling techniques or the use of motorised winches.

Price: C

<b>NR/L3/TEL/30133</b>	<b>Asset Condition Assessments for Telecoms Renewals &amp; Enhancement Planning</b> Issue 2; Jun 18	<b>Compliance</b> 01/09/18	<b>Replaces</b> NR/SP/TEL/30133 Iss 1; Apr 07
------------------------	---	-------------------------------	--

The purpose of this business process is to define the methodology by which information is to be gathered during asset condition assessment of Telecoms Assets to mitigate the risk associated with management of a large portfolio of assets by considering the asset maintainability, operability, condition, reliability, policy and Route requirements in prioritisation of renewal interventions across the portfolio.

Price: C

<b>NR/L3/TEL/30162</b>	<b>Work Instruction for Jointing, Terminating and Testing Optical Fibre Cables</b> Issue 2; Mar 17	<b>Compliance</b> 03/06/17	<b>Replaces</b> NR/L2/TEL/30162 Iss 1; Jun 11
------------------------	--	-------------------------------	--

This standard sets out the specific requirements and parameters for jointing, terminating and site acceptance testing of optical fibre cables that comprise, or connect to, Network Rail's optical fibre infrastructure.

Price: D  Additional Excel Content Available: Phone

<b>NR/L3/TEL/30170</b>	<b>Work Instruction for the Maintenance of Public Address Voice Alarm (PAVA) Equipment</b> Issue 1; Dec 16	<b>Compliance</b> 04/03/17	<b>Replaces</b> New at Issue 102
------------------------	--	-------------------------------	-------------------------------------

The purpose of this document is to manage the risk arising from the failure of Public Address Voice Alarm (PAVA) equipment. i.e. "Loss of SISS when connected to a fire alarm system."

Price: C (Contains NR/BS/LI/415)

<b>NR/L3/TEL/30181</b>	<b>Telecoms Maintenance Work Instructions Handbook</b> Issue 2; Jun 18	<b>Compliance</b> 01/12/18	<b>Replaces</b> NR/L3/TEL/30181 Iss 1; Mar 16
------------------------	--	-------------------------------	--

This document specifies work instructions for maintenance activities on Network Rail telecoms equipment. This contributes to reducing the risk of equipment failure.

Price: C Standard only; Complete, D See below for details of modules and individual pricing

NR/L3/TEL/30181/	Title	Issue	Issue Date	Price
001	Netrix Switch	1	Mar 2016	B
002	Thameslink Cisco Layer 2/3 Switches	1	Mar 2016	B
004	FTNx Infinera Maintenance	1	Mar 2016	B

## 4.22 TELECOMS ENGINEERING

## TEL Work Inst

NR/L3/TEL/30181/	Title	Issue	Issue Date	Price
005	Northgate Call Touch	1	Mar 2016	A
006	GSM-R/GSM Lineside Telephones	1	Jun 2018	B

<b>NR/L3/TEL/31103</b>	<b>Energisation of Commercial and Operational Radio Antenna Systems</b> Issue 3; Mar 10	<b>Compliance</b> 06/03/10	<b>Replaces</b> NR/L3/TEL/31103 Iss 2; Aug 08
------------------------	---	-------------------------------	--

This Work Instruction specifies the requirements for testing new and upgraded radio antenna systems for compliance with the electric field limits specified in NR/L2/TEL/30066 prior to introducing the system into service.

Price: C

<b>NR/L3/TEL/31104</b>	<b>Process for Managing Telecoms Software/Hardware Changes</b> Issue 3; Mar 10	<b>Compliance</b> 06/03/10	<b>Replaces</b> NR/L3/TEL/31104 Iss 2; Aug 08
------------------------	--	-------------------------------	--

This work instruction addresses the requirements of product acceptance when changing hardware or software on systems that have previously gained acceptance.

Price: C

<b>NR/L3/TEL/33000</b>	<b>Document Index for In-sourcing of Thales</b> Issue 3; Jun 10	<b>Compliance</b> 05/06/10	<b>Replaces</b> NR/L3/TEL/33000 Iss 2; Jun 09
------------------------	---	-------------------------------	--

This document lists the master index of former Thales documentation that has been transferred into Network Rail as part of the in-sourcing project.

Price: C

<b>NR/L3/TEL/33001</b>	<b>Document Index for Transfer of Stoke Telecoms Engineering Centre Staff from the FTN/GSM-R Project</b> Issue 1; Mar 10	<b>Compliance</b> 06/03/10	<b>Replaces</b> New at Issue 75
------------------------	--	-------------------------------	------------------------------------

This document lists the master index of former FTN/GSM-R documentation that has been transferred into Infrastructure Maintenance. These documents have been updated and are presently published on the Telecoms Technical Documentation pages of Connect.

Price: B

<b>NR/L3/TEL/40047</b>	<b>Management of Safety Related Reports for Telecoms Failures Appendix</b> Issue 2; Jun 17	<b>Compliance</b> 03/06/17	<b>Replaces</b> NR/L3/TEL/40047 Iss 1; Jun 12
------------------------	--	-------------------------------	--

This process contains the hazard index system of safety related failures of telecommunications equipment and services, owned by Network Rail or provided by third parties for railway operational purposes.

Price: D

### Work Instructions

<b>NR/WI/TEL/30102</b>	<b>Testing Requirements – Operational Voice Recorders</b> Issue 1; Feb 06	<b>Replaces</b>
------------------------	---	-----------------

This work instruction, in support of NR/SP/TEL/30098 – “Testing and commissioning of telecommunications equipment and systems”, details the tests that are required to be carried out on a voice recorder installation that falls under the scope of NR/CS/TEL/30092, “Telecommunication testing and commissioning procedure”.

Price: C

<b>NR/WI/TEL/30103</b>	<b>Testing Requirements – Public Emergency Telephone Systems</b> Issue 1; Apr 06	<b>Replaces</b>
------------------------	--	-----------------

This work instruction in support of NR/SP/TEL/30098 – “Testing and commissioning of telecommunications equipment and systems” details the tests that are required to be carried out on a public emergency telephone system installation that falls under the scope of NR/CS/TEL/30092 - “Telecommunication testing and commissioning procedure”.

Price: B

<b>NR/WI/TEL/30104</b>	<b>Testing Requirements – Signal Box Concentrator</b> Issue 1; Apr 06	<b>Replaces</b>
------------------------	---	-----------------

This work instruction in support of NR/SP/TEL/30098 – “Testing and commissioning of telecommunications equipment and systems” details the tests that are required to be carried out on a telephone concentrator installation that falls under the scope of NR/CS/TEL/30092, “Telecommunication testing and commissioning procedure”.

Price: C

<b>NR/WI/TEL/30123</b>	<b>Communications with Emergency Services - ETD Network Testing Procedures</b> Issue 1; Dec 06	<b>Compliance</b> 03/03/07	<b>Replaces</b>
------------------------	--	-------------------------------	-----------------

This instruction defines the requirements for the functional testing of the emergency facilities provided on Network Rail telecoms infrastructure or that provided to Network Rail under contractual agreements.

Price: B

**RT/E/WI/00113      Wiring of Copper Telecoms Terminations** Issue 1; Apr 05**Replaces**

The purpose of this standard is to ensure that all Network Rail employees, contractors and maintenance employees who are responsible for the installation and maintenance of infrastructure telecommunications cables are aware of the fundamental principles that shall be adhered to regarding: cable terminations, distribution frame labelling and circuit jumpering.

Price: C

**Guidance Notes (including Codes of Practice)****NR/GN/TEL/30037      Office Telephone System Installations** Issue 2; Apr 06**Replaces**

RT/E/C/30037 Iss 1; Aug 03

This Code of Practice provides information on details to be considered when designing, configuring and installing telephone systems in Network Rail offices. Its purpose is to provide comprehensive advice on all aspects of telephone system design and installation and to recommend a standardised approach from initial work requests to complete telephone system and peripheral equipment installations.

Price: E

**NR/GN/TEL/30065      Guidance Note for the Management of Safety Related Reports for Telecoms Failures** Issue 3; Jun 08**Replaces**

Iss 2; Dec 05

The purpose of this guidance note is to provide information, help and worked examples to Network Rail and its contractors to ensure compliance with Network Rail specification NR/SP/TEL/30047.

Price: C

**NR/GN/TEL/30137      Loudspeaker Selection for PA and VA Systems** Issue 1; Dec 09**Replaces**

New at Issue 74

This document provides guidance for the selection of loudspeakers for PA and VA. It does not provide any detailed design guidance for system installation. It supports NR/L2/TEL/30134 which mandates the Design and Installation requirements.

Price: C

**NR/GN/TEL/30138      Buried Cable Route and Cable Route Through Station Platform** Issue 1; Mar 10**Replaces**

New at Issue 75

This document provides guidance to the Principal Contractor for the provisioning of new lineside cable routes buried in the cess as well as cable routes through station platforms.

Price: C

**NR/GN/TEL/30139      The Survey and Design of Telecoms Cable and Route** Issue 1; Mar 10**Replaces**

New at Issue 75

This document provides guidance to the design and surveying of telecom cables and telecoms cable route.

Price: D

**NR/GN/TEL/30140      Telecom Cable and Route Installation** Issue 1; Jun 10**Replaces**

New at Issue 76

This document provides guidance to the installation of telecom cables and telecoms cable route.

Price: D

**NR/GN/TEL/31106      Overview of Electromagnetic Coupling Between Traction Systems and Telecommunications Cables** Issue 1; Jun 09**Replaces**

New at Issue 72

This guidance note provides an overview of the coupling between traction current and induced voltages on lineside cables and the effects this has on personal safety, and equipment malfunction.

Price: E

**NR/GN/TEL/31109      Telecoms Back Up Power Selection Guidance** Issue 1; Aug 08**Replaces**

New at Issue 69

This document aims to explain at a fairly generic level the functions of the various different power plant systems used by telecoms and provide some guidance in compiling the required systems from the approved modules.

Price: D

NR/GN/TEL/50017	<b>CCTV for Stations – Functional, Technical and Operational Requirements</b> Issue 1; Aug 06	<b>Replaces</b>
-----------------	--	-----------------

The purpose of this document is to provide guidance regarding the functional, technical and operational requirements of CCTV systems at stations. Note that the document is not a prescriptive standard and what is provided at any given location must be determined on the basis of risk assessment at that location.

*Price: C*

#### Special Inspection Notices

NR/SIN/092	<b>STS Concentrator Auto Line Card</b> Issue 2; Aug 08	<b>Compliance</b> 26/08/08	<b>Replaces</b> NR/SIN/092 Iss 1; Apr 06
------------	--	-------------------------------	---

To address two separate technical issues affecting the STS Auto Line card when used to terminate either a Whiteley PETS system or BT exchange lines.

*Price: B*

## 4.23 TRACK ENGINEERING

## Specifications (including Procedures)

<b>NR/SP/TRK/0133</b>	<b>Control of Wheel Impact Forces</b> Issue 3; Jun 06	<b>Compliance</b>	<b>Replaces</b> RT/LS/P/030 Iss E2; Dec 00
-----------------------	---	-------------------	---

This specification mandates the action to be taken when vertical wheel-rail forces exceed 200kN due to wheel flats or other vehicle irregularities.

Price: C

<b>NR/SP/TRK/1110</b>	<b>Qualification and Certification of NDT Personnel Written Practice – Ultrasonic Testing</b> Issue 1; Feb 06	<b>Compliance</b> 01/06/07	<b>Replaces</b>
-----------------------	---	-------------------------------	-----------------

This Written Practice establishes the control and administration system for the training, examination and certification programme for personnel who perform non-destructive testing (NDT) on Network Rail infrastructure.

Responds to BS EN 473 / ISO 9712 and guidelines laid down in SNT-TC-1A (01).

Price: D

<b>NR/SP/TRK/8011</b>	<b>Management of Pan 8 and Lockspiked Track</b> Issue 1; Dec 05	<b>Compliance</b>	<b>Replaces</b>
-----------------------	---	-------------------	-----------------

The failure of the lockspike is difficult to detect as it tends to occur beneath the baseplate. Therefore the following specification must be applied to the management of Pan 8 and other lockspiked track.

Price: C (Contains NR/BS/LI/145 (Expired))

<b>NR/SP/TRK/9003</b>	<b>Installation and Maintenance of Longitudinal Timbers</b> Issue 1; Dec 05	<b>Compliance</b>	<b>Replaces</b>
-----------------------	---	-------------------	-----------------

This specification provides direction on the installation, maintenance and inspection of longitudinal timber systems on Network Rail infrastructure. It also provides requirements on design matters. Requirements for the installation, maintenance and inspection of supporting structures is not provided

Price: F

<b>RT/CE/P/018</b>	<b>Requirements for the Operation of the Dynamic Track Stabiliser on or Adjacent to Structures</b> Issue 1; Aug 97	<b>Replaces</b>
--------------------	--	-----------------

This procedure defines the procedures to be followed to permit the use of the dynamic track stabiliser and the limitations on its use over or adjacent to structures to ensure the integrity of structures is safeguarded.

Responds to GC/RT5100

Price: B

<b>RT/CE/P/027</b>	<b>Use of Ballast Gluing to Increase the Lateral Resistance of Track</b> Issue 1; Jan 96	<b>Replaces</b>
--------------------	--	-----------------

This procedure sets out the Network Rail's policy on ballast gluing as means of providing increased lateral restraint of the permanent way.

Responds to GC/RT5014

Price: A

<b>RT/CE/S/002</b>	<b>Serviceable Rail for use in Running Lines and Sidings</b> Issue 2; Aug 99	<b>Replaces</b> RT/CE/S/002 Iss 1A; Oct 97
--------------------	--	---

This specification gives the requirements for the selection and use of serviceable rail in jointed and welded applications, and for replacement of isolated defects.

Responds to GC/RT5019

Price: C

<b>RT/CE/S/008</b>	<b>Saw and Disc Cutting and Drilling of Rail</b> Issue 2; Feb 98	<b>Replaces</b> RT/CE/S/008 Iss 1; Feb 95
--------------------	--	--

This specification gives the quality of finish and dimensional tolerance requirements for saw- or disc-cut rail ends and for holes drilled in rails, both factory and site situation.

Responds to GC/RT5019, GC/RT5020

Price: B

<b>RT/CE/S/009</b>	<b>Track Ballast Returned by Automatic Ballast Cleaners</b> Issue 1; Jul 96	<b>Replaces</b>
--------------------	---	-----------------

This specification gives the requirements for track ballast returned directly to the track by use of ontrack automatic ballast cleaners, including physical properties and test.

Material specification. Responds to GC/RT5014

Price: A

<b>RT/CE/S/014</b>	<b>Rail Testing – Detection Criteria</b> Issue 1A; Oct 97	<b>Replaces</b>
--------------------	---	-----------------

This document defines the performance specification for non – destructive testing of normal (pearlitic) rail and is expressed in terms of defect size thresholds and their probabilities of detection.  
Responds to GC/RT5019

Price: B

<b>RT/CE/S/034</b>	<b>Requirements for Processes for Cold-expanding Fishbolt Holes by the Split Sleeve Method</b> Issue 1; Aug 97	<b>Replaces</b>
--------------------	--	-----------------

This specification gives the requirements for processes to be used for the cold-expansion of fish bolt holes in railway rails and cast crossings using the split sleeve method. Responds to GC/RT5020

Price: A

<b>RT/CE/S/037</b>	<b>Requirements for Maintenance of Trackwork in Depots by Depot Facility Operators</b> Issue 3; Dec 00	<b>Replaces</b> RT/CE/S/037 Iss 2; Jun 98
--------------------	--	--

This document specifies the requirements for inspection and maintenance of trackwork within depots by depot facility operators having depot leasing agreements with Network Rail.  
Can only mandate through terms of lease.

Price: B

<b>RT/CE/S/042</b>	<b>Track Geometry Recording</b> Issue 1; Apr 95	<b>Replaces</b>
--------------------	---	-----------------

This specification gives the requirements for the provision of a track geometry recording service. It defines the parameters to be recorded, the types of report to be produced and the mode of up – loading recording data to the mainframe Track Quality System. It is intended to accord with, but in some respects enhance, Railway Group standard GC/HE038 "Track recording handbook".  
Responds to GC/RT5010, GC/RT5017.

Price: C

<b>RT/CE/S/050</b>	<b>Process for Cold-expanding New Fishbolt Holes by the Split Sleeve Method Using FTI Tooling and Consumables</b> Issue 1; Jan 96	<b>Replaces</b>
--------------------	---	-----------------

This specification gives the procedure to be used for the cold-expansion of new fishbolt holes in railway rails and cast crossings using the split sleeve method and FTI tooling and consumables.  
Responds to GC/RT5019, GC/RT5020

Price: C

<b>RT/CE/S/051</b>	<b>Process for Cold-expanding Existing Fishbolt Holes by the Split Sleeve Method Using FTI Tooling and Consumables</b> Issue 1; Jan 96	<b>Replaces</b>
--------------------	--	-----------------

This specification gives the method to be used for the coldexpansion of existing fishbolt holes in railway rails by the split sleeve process, using FTI tooling and consumables.  
Responds to GC/RT5019, GC/RT5020

Price: C

<b>RT/CE/S/056</b>	<b>Rail Testing: Non-ultrasonic Procedures</b> Issue 1; Mar 96	<b>Replaces</b>
--------------------	--	-----------------

This specification defines the procedures to be adopted for the testing of rail by nonultrasonic means. The methods described are magnetic particle inspection, dye penetrant inspection, visual examination and rail measurement using calipers.  
Responds to GC/RT5019

Price: C

<b>RT/CE/S/057</b>	<b>Rail Failure Handbook</b> Issue 4; Oct 01	<b>Replaces</b> RT/CE/S/057 Iss 3; Aug 01
--------------------	--	--

This specification defines reporting requirements for rail failures and the different types of rail failure that may occur.  
Responds to GC/RT5019

Price: Phone (Contains NR/BS/LI/083)

<b>RT/CE/S/063</b>	<b>Serviceable Switches and Crossings</b> Issue 1; Oct 96	<b>Replaces</b>
--------------------	---	-----------------

This specification sets out the minimum standards to be observed for serviceable switches and crossings being considered for reinstallation in Network Rail infrastructure.  
Responds to GC/RT5011

Price: C

**RT/CE/S/064 Assembly of BR Mk111 4-and 6-hole insulated Joints** Issue 2; Dec 03**Replaces**  
RT/CE/S/064 Iss 1; Mar 96

To set out the process for the assembly of BR MkIII glued insulated rail joints, so that when installed in Network Rail's infrastructure they are reliable and durable.

Price: C

**RT/CE/S/077 Storage, Installation & Testing of TSR & ESR AWS Magnets** Issue 1; Oct 03**Replaces**

This specification defines the storage, installation and testing requirements for AWS speed restriction magnets. It is primarily aimed at front line staff responsible for the correct installation of speed restriction magnets.

Price: D (Contains NR/BS/LI/101)      Colour pages available separately

**Product Specifications****RT/CE/S/001 Flash-weld Rails: Depot-welded Strings** Issue 3; Aug 03**Replaces**  
RT/CE/S/001 Iss 2; Dec 98

This specification covers long welded strings manufactured by the flash welding of new rails at fixed plant. Only joints between rails of the same grade are covered.

Price: F

**RT/CE/S/005 Rail Testing: Portable Ultrasonic Equipment** Issue 1; Aug 96**Replaces**

This document defines the performance specification for portable ultrasonic rail flaw detector units used for testing rail on Network Rail owned permanent way. This document applies to all portable ultrasonic rail flaw detectors used to carry out the procedures defined in Network Rail line specification RT/CE/S/055 "Railtesting: ultrasonic procedures".

Responds to GC/RT5019

Price: B

**RT/CE/S/010 Geotextiles** Issue 2; Oct 96**Replaces**  
RT/CE/S/010 Iss 1; Nov 95

This specification gives the requirements for geotextiles, including physical properties and tests.

Responds to GC/RT5014

Price: B

**RT/CE/S/013 Electroslag Welded Vees for Part-welded Crossings** Issue 1; Jun 96**Replaces**

This specification gives the requirements for welded crossings manufactured using the electroslag welding process.

Responds to GC/RT5011

Price: D

**RT/CE/S/016 33C1 Check Rails** Issue 1; Oct 97**Replaces**

This specification lays down the requirements for new check rails of the 33C1 profile (previously known as U69 or UIC33) to be supplied to Network Rail or for use on Network Rail's infrastructure.

Responds to GC/RT5019

Price: B

**RT/CE/S/019 Cast Chairs, Baseplates and Blocks** Issue 1; Apr 95**Replaces**

This specification gives the requirements for the material and dimensions of cast chairs, baseplates and blocks for use in Network Rail's permanent way.

Responds to GC/RT5015

Price: B

**RT/CE/S/021 Steel Sleepers** Issue 2; Feb 03**Replaces**  
RT/CE/S/021 Iss 1; Aug 97

This material specification gives the requirements for the performance of steel sleepers which are to be installed for use in Network Rail's permanent way.

Responds to GC/RT5015

Price: C

<b>RT/CE/S/023</b>	<b>Insulated Rail Joints</b> Issue 1; Mar 96	<b>Replaces</b>
<p>This specification gives the requirements for the geometry and the mechanical and electrical performance of insulated rail joints for use in Network Rail.</p> <p>Responds to GC/RT5020</p> <p>Price: C</p>		
<b>RT/CE/S/024</b>	<b>Component Kits for BR MkIII 4- and 6-Hole Glued Insulated Joints</b> Issue 1; Mar 96	<b>Replaces</b>
<p>This specification defines the items required (excluding rails, bolts, MGL pins and adhesive) to make up a component kit for the production of glued insulated rail joints of the BR MkIII 4- or 6-hole design.</p> <p>Responds to GC/RT5020</p> <p>Price: A</p>		
<b>RT/CE/S/025</b>	<b>Steel Keys for Bullhead Rail</b> Issue 1A; Oct 97	<b>Replaces</b>
<p>This specification gives the requirements for the material and dimensions (by reference to drawings) of steel rail keys for use in Network Rail's permanent way.</p> <p>Responds to GC/RT5013</p> <p>Price: A</p>		
<b>RT/CE/S/026</b>	<b>Oak Keys For Bullhead Rail</b> Issue 1; May 95	<b>Replaces</b>
<p>This specification gives the requirements for the material and dimensions of oak rail keys for use in Network Rail's permanent way.</p> <p>Responds to GC/RT5013</p> <p>Price: A</p>		
<b>RT/CE/S/027</b>	<b>Plastic Ferrules</b> Issue 1; Apr 95	<b>Replaces</b>
<p>This material specification gives the requirements for the materials and dimensions of plastic ferrules for use in Network Rail's permanent way.</p> <p>Responds to GC/RT5013</p> <p>Price: B</p>		
<b>RT/CE/S/028</b>	<b>Insulators for Concrete Sleepers with Pandrol Shoulders</b> Issue 1; Apr 95	<b>Replaces</b>
<p>This specification gives the requirements for the material and dimensions of thermoplastic insulators for use with concrete sleepers with 'Pandrol' shoulders.</p> <p>Responds to GC/RT5013</p> <p>Price: B</p>		
<b>RT/CE/S/033</b>	<b>Track Blanketing Sand</b> Issue 2; Feb 98	<b>Replaces</b> RT/CE/S/033 Iss 1; Jan 95
<p>This specification gives the requirements for blanketing sand, including physical properties and tests, for use as filter layers in track substructures.</p> <p>Responds to GC/RT5014</p> <p>Price: B</p>		
<b>RT/CE/S/043</b>	<b>Rail Anchors</b> Issue 1A; Oct 97	<b>Replaces</b>
<p>This specification gives the performance requirements for rail anchors.</p> <p>Responds to GC/RT5010, GC/RT5013.</p> <p>Price: B</p>		
<b>RT/CE/S/052</b>	<b>Rail and Baseplate Pads</b> Issue 3; Oct 02	<b>Replaces</b> RT/CE/S/052 Iss 2; Oct 00
<p>This specification gives the requirements for the resilient rail pads for use between either flat bottom rails and concrete sleepers, flat bottom rails and cast iron baseplates; or flat bottom rails and steel sleepers.</p> <p>Responds to GC/RT5013</p> <p>Price: C</p>		
<b>RT/CE/S/130</b>	<b>Flash-welded Rails: Site-welded Strings</b> Issue 1; Aug 03	<b>Replaces</b>
<p>This specification is to ensure the serviceability of flash welded strings installed in Network Rail's permanent way.</p> <p>Price: D (Contains NR/BS/LI/163, NR/BS/LI/380)</p>		

## 4.23 TRACK ENGINEERING

**TRK**  
**Level 1 / 2**

<b>RT/CE/S/131</b>	<b>Flash-welded Rails: Crossings, Switch Rails and Transition Rails</b> Issue 1; Aug 03	<b>Replaces</b>
--------------------	--	-----------------

This specification is to ensure the serviceability of flash welded joints incorporated in cast austenitic manganese steel crossings, switch rails and transition rails.

Price: D

### Level 1

<b>NR/L1/TRK/002</b>	<b>Categorisation of Track</b> Issue 1; Mar 11	<b>Compliance</b> 05/03/11	<b>Replaces</b> New at Issue 79
----------------------	--	-------------------------------	------------------------------------

This standard specifies the process for categorising track in running lines by usage and speed.

Price: C

### Level 2

<b>NR/L2/OTK/5100</b>	<b>Boundary Measures Manual</b> Issue 2; Mar 19	<b>Compliance</b> 01/04/19	<b>Replaces</b> NR/L2/OTK/5100 Iss 1; Mar 18
-----------------------	---	-------------------------------	---

The management of the boundary measure is a process using risk assessment that contributes to the safe performance of the railway infrastructure and our duty of care to the public. Loss of an effective boundary measure affects the safety and performance of the railway.

Price: C Standard only; Complete, D See below for details of modules and individual pricing

NR/L2/OTK/5100/	Title	Issue	Issue Date	Price
01	Boundary Measure Inspection and Risk Assessment Requirements	2	Mar 2019	C
02	Boundary Measure Repair by Maintenance or Renewal	1	Mar 2018	C

<b>NR/L2/OTK/5201</b>	<b>Lineside Vegetation Management Manual</b> Issue 2; Mar 19	<b>Compliance</b> 01/04/19	<b>Replaces</b> NR/L2/OTK/5201 Iss 1; Mar 18
-----------------------	--	-------------------------------	---

Lineside vegetation management is a process that uses risk assessment to contribute to the safe running of the railway infrastructure.

Price: C Standard only; Complete, D See below for details of modules and individual pricing

NR/L2/OTK/5201/	Title	Issue	Issue Date	Price
01	Lineside Vegetation Inspection and Risk Assessment	2	Mar 2019	C
02	Lineside Vegetation Management Requirements	2	Mar 2019	C

<b>NR/L2/TRK/001</b>	<b>Inspection and Maintenance of Permanent Way</b> Issue 12; Sep 18	<b>Compliance</b> 01/12/18	<b>Replaces</b> NR/L2/TRK/001 Iss 11; Jun 17
----------------------	--	-------------------------------	---

The purpose of this standard is to prescribe the inspections, limits and actions required to prevent track caused derailments, and To describe the inspections, limits and actions required to optimise track performance, cost and asset life.

Price: C Standard only; Complete, Phone See below for details of modules and individual pricing

NR/L2/TRK/001/	Title (and any applicable Letters of Instruction)	Issue	Issue Date	Price
mod01	Glossary	6	Dec 2012	C
mod02	Track Inspection (Contains NR/BS/LI/263 (Expired))	7	Sep 2015	E
mod03	Plain Line Track	8	Sep 2016	C
mod04	Rail Joints	6	Dec 2012	C
mod05	Switches and Crossings (S&C)	7	Jun 2017	D
mod06	Visual Inspection and Ultrasonic and Eddy Current Testing of Rails	8	Sep 2018	D
mod07	Management of Rail Defects	8	Sep 2018	E
mod08	Broken or Damaged Rails	6	Dec 2012	C
mod09	Loss of Rail Section	6	Dec 2012	C
mod10	Rail Profile Management	6	Dec 2012	A
mod11	Track Geometry – Inspections and Minimum Actions	8	Sep 2015	D
mod12	Track Geometry – Maintenance Design Requirements	7	Sep 2015	C
mod13	Confirming Track is Safe for Selected Linespeed After Work	7	Sep 2015	B
mod14	Managing Track in Hot Weather	6	Dec 2012	D
mod15	Managing Track in Cold Weather	6	Dec 2012	A
mod16	Adjustment Switches	7	Sep 2014	B
mod17	Sidings	6	Dec 2012	A
mod18	Buffer Stops	6	Dec 2012	A
mod19	Track Inspection Handbook	6	Dec 2012	D

#### Associated Document

**NR/L2/TRK/001/BRIEFING Technical Briefing Document** Issue 2; Sep 18

This document is aimed to assist with the briefing of the two modules (6 and 7) with the changed sections highlighted along with explanations and further guidance as appropriate.

Price: E

**NR/L2/TRK/012 Railway Crossings** Issue 3; Mar 19

**Compliance**  
07/09/19

**Replaces**  
RT/CE/S/012 Iss 2; Feb 02

The purpose of this module is to define the product specification and requirements that control safety and performance risks associated with cast Austenitic Manganese Steel crossings. Compliance with this specification supports mitigation of the risks associated with in-service failure of cast crossing components.

Price: C Standard only; Complete, E See below for details of modules and individual pricing

NR/L2/TRK/012/	Title	Issue	Issue Date	Price
01	Production Process for Cast Austenitic Manganese Steel Crossings	1	Mar 2019	C
02	Fatigue Life Evaluation and Structural Integrity	1	Mar 2019	D

**NR/L2/TRK/029 Wood Sleepers, Bearers and Longitudinal Timbers** Issue 5; Sep 15

**Compliance**  
05/12/15

**Replaces**  
NR/PS/TRK/029 Iss 4; Dec 05

The purpose of this product specification is to define Network Rail's requirements for the supply of wood sleepers, wood bearers and longitudinal timbers.

Price: D

**NR/L2/TRK/030 Specification: Concrete Sleepers and Bearers** Issue 4; Mar 16

**Compliance**  
05/03/16

**Replaces**  
NR/L2/TRK/030 Iss 3; Dec 15

The purpose of this product specification is to define Network Rail's requirements for the supply of concrete sleepers and bearers.

Price: D

**NR/L2/TRK/0032 Joining of Rails by Aluminothermic Welding** Issue 7; Mar 18

**Compliance**  
02/06/18

**Replaces**  
NR/L2/TRK/0032 Iss 6; Jun 17

This specification defines the standards to be achieved when aluminothermic welding is carried out, whether in or out of the track, and defines the welding procedures to be used. By adhering to the specifications and standards within this document, the risk of weld failure/break is reduced. The quality of the weld cast is improved and kept within the process supplier's parameters. The safety of the traveling public and staff undertaking aluminothermic welding activities is maintained to the highest levels.

Price: D

**NR/L2/TRK/036 Gauge Capability Certification** (formerly RT/CE/S/036) Issue 1; Dec 17

**Compliance**  
03/03/18

**Replaces**  
RT/CE/S/036 Iss E1; Apr 00

This standard specifies the process to be used to authorise the operation, with respect to gauge clearance of specific rail vehicles over specific routes. This process is required to prevent rail vehicles striking the structures, lineside furniture or other vehicles.

Price: C

**NR/L2/TRK/038 Track Geometry: Management of Recording and of Intervention and Immediate Actions Limits** Issue 6; Jun 18

**Compliance**  
01/09/2018

**Replaces**  
NR/L2/TRK/038 Iss 5; Aug 08,  
RT/D/P/085 Iss 4; Apr 04

The purpose of this document is to describe the control process to prevent the risk of derailment caused by track faults of a severity known as 'Immediate Action Level' & 'Intervention Level' faults. This document specifies process to be taken where sub-standard track is identified. It is the prequel to actions undertaken by NR/L2/TRK/001/mod11; so that the safety of the line can be maintained until any necessary track repair is completed.

Price: C Standard only; Complete, D See below for details of modules and individual pricing


NR/L2/TRK/038/	Module	Issue	Issue Date	Price
01	Train Borne Recording	1	Jun 2018	B
02	Manual Track Geometry Recording	1	Jun 2018	B

**NR/L2/TRK/053 Inspection and Repair to Control the Risk of Derailment at Switches** Issue 7; Jun 17

**Compliance**  
02/09/17

**Replaces**  
NR/L2/TRK/053 Iss 6; Dec 16

This specification describes the inspection and monitoring procedures and essential maintenance to be undertaken at switches to reduce the risk of derailment. It identifies the potential derailment hazards associated with switch wear and damage and the remedial measures necessary.

Price: D Standard only (Contains NR/BS/LI/404);  
Complete, E  Additional Video Content Available: Phone  
See below for details of modules and individual pricing

NR/L2/TRK/053/	Module	Issue	Issue Date	Price
Mod01	Glossary and Tooling	1	Dec 2016	C

## 4.23 TRACK ENGINEERING

**TRK**  
**Level 2**

NR/L2/TRK/053/	Module	Issue	Issue Date	Price
Mod02	Technical Information and Inspection Requirements	2	Jun 2017	C
Mod03	Detailed Inspection of Switches	2	Jun 2017	D
Mod04	Repair of Switches	2	Jun 2017	C

<b>NR/L2/TRK/061</b>	<b>Pearlitic Rails</b> Issue 3; Sep 15	<b>Compliance</b> 05/09/15	<b>Replaces</b> RT/CE/S/061 Iss 2; Aug 02
----------------------	--	-------------------------------	--

The purpose of this product specification is to define Network Rail's requirements for the manufacture of pearlitic rails and the properties required of the rail.

Price: D

<b>NR/L2/TRK/070</b>	<b>S&amp;C System Specification for the Design of Switches and Crossings</b> Issue 1; Aug 07	<b>Compliance</b> 31/08/07	<b>Replaces</b>
----------------------	--	-------------------------------	-----------------

To define the system specification for the design of S&C systems This is a high level document which defines the interface arrangements for S&C components between the Track, Signalling and Electrification and Plant functions.

Price: D

<b>NR/L2/TRK/0132</b>	<b>Maintenance Arc Welding of Rails, Switches and Crossings</b> Issue 6; Dec 10	<b>Compliance</b> 04/06/10	<b>Replaces</b> NR/L2/TRK/0132 Iss 5; Aug 08
-----------------------	---	-------------------------------	---

This specification defines the methods to be used when weld repairs to plain rail and switch and crossing components are carried out. The document has been amended to reflect the previous Engineering re-organisation and has had the requirements for Training and Competence removed. The Standard specifies the addition of hardened rails, changes to proximities to rail features and requirements for weld repair to rail features previously not permitted. The Standard also specifies the restriction on weld repairs when carried out in Red Zones

Price: E (Contains NR/BS/LI/305)

<b>NR/L2/TRK/1019</b>	<b>Lighting Requirements for Visual Track Inspection</b> Issue 1; Mar 18	<b>Compliance</b> 01/09/18	<b>Replaces</b> New at Issue 107
-----------------------	--	-------------------------------	-------------------------------------

This standard defines the minimum lighting required:

- for effective visual track inspection so defects are detectable and can be reported; and
- to comply with legislation, European standards and NR/L2/TRK/001.

Price: D

<b>NR/L2/TRK/1054</b>	<b>Inspection, Maintenance and Repair Procedures for Cast, Welded and Fabricated Crossings in the Track</b> Issue 5; Oct 14	<b>Compliance</b> 31/10/14	<b>Replaces</b> NR/L2/TRK/1054 Iss 4; Jun 12
-----------------------	---	-------------------------------	---

The majority of defects and wear detected in crossings are repairable if detected at an early enough stage. The identification and timely rectification of crossing wear, or associated track condition issues, will reduce the risk of crossing failure or premature replacement.

The early detection of a crack in all steel grades is paramount.

The benefits of this standard are the early identification and rectification of defects which, when discovered in a timely manner, will prevent costly replacement of crossings. Risks of crossing failure will also be reduced as a result.

This Network Rail standard specifies the requirements for the inspection and identification of defects and wear in crossings. The specification now includes guidance for maintenance arc weld repair with appropriate minimum actions and also gives details of minimum actions to be taken when significant defects are discovered.

This standard is intended to be read in conjunction with other standards concerning the inspection and rectification of defects in crossings.

Price: D

<b>NR/L2/TRK/1120</b>	<b>Management of Rail Testing using Train Based Sperry-Equipped Ultrasonic Test Unit (Sperry UTU)</b> Issue 2; Aug 08	<b>Compliance</b> 26/08/08	<b>Replaces</b> NR/L2/TRK/1120 Iss 1; Jun 06
-----------------------	---	-------------------------------	---

This procedure defines the process for replacing compliant pedestrian ultrasonic testing with Sperry Equipped Ultrasonic Test Unit (Sperry UTU), covering the use of UTU2, UTU3 and UTU4.

Price: D

<b>NR/L2/TRK/2102</b>	<b>Design and Construction of Track</b> Issue 8; Sep 16	<b>Compliance</b> 01/03/17	<b>Replaces</b> NR/L2/TRK/2102 Iss 7; Dec 15
-----------------------	---	-------------------------------	---

This standard is intended to control the risk of incorrect materials and components being specified and to control the required quality of installation of track. It specifies the design principles and minimum standards for the construction of new or relayed track, including the materials to be used. It also specifies acceptance criteria for new or relayed track in terms of workmanship and the track geometry requirements for both newly installed and existing track.

Price: F

### Associated Document

**NR/L2/TRK/2102/BRIEFING Briefing Materials for NR/L2/TRK/2102 Issue 8: Design and Construction of Track - Summary and Details of Changes and Further Explanation Behind Changes** Issue 1; Sep 16

This document explains the principal changes made to NR/L2/TRK/2102 issue 6 in the drafting of issue 8 and where possible, provision of additional information as to why the changes have been made. The document explains the changes between issue 6 and issue 8 as issue 7 was not thoroughly briefed or varied into contracts with many users still working to issue 6.

Price: E

**NR/L2/TRK/2500 Engineering Assurance Arrangements for Track Engineering Projects** Issue 3; Jun 11 **Compliance** 03/09/11 **Replaces** RT/L2/TRK/02500 Iss 2; Aug 08

This document describes the engineering assurance processes for changes to Track Infrastructure.

Price: C

**NR/L2/TRK/3011 Continuous Welded Rail (CWR) Track** Issue 7; Dec 12 **Compliance** 01/12/12 **Replaces** NR/L2/TRK/3011 Iss 6; Jun 08

This specification defines the requirements for the design, installation and maintenance of continuous welded rail (CWR) track (for the purposes of this specification "design" means "configuration"). It also specifies the methods to be used when stressing CWR in plain line and switches and crossings.

Price: E (Contains NR/BS/LI/154)

**NR/L2/TRK/3038 Longitudinal timbers – Design, Installation and Maintenance** (formerly RT/CE/S/038) Issue 6; Sep 14 **Compliance** 05/12/14 **Replaces** RT/CE/S/038 Iss 5; Mar 11

The use of this standard sets out the requirements for achieving compliance with the requirements of Railway Group Standard GC/RT5021, Track System Requirements in respect of longitudinal timbers.

Price: D

**NR/L2/TRK/3100 Topographic, Engineering, Land and Measured Building Surveying – Strategy and General** Issue 5; Mar 19 **Compliance** 01/06/19 **Replaces** NR/L2/TRK/3100 Iss 4; Dec 17

The standard sets out requirements for the project manager and engineer to specify topographic survey work, by identifying key stages to deliver good quality work for current and future needs. This lowers the risks associated with poor survey work for projects. "Survey once and use many times" also provides better value for the money spent.

Price: E Standard only; Complete, Phone See below for details of modules and individual pricing

NR/L2/TRK/3100/	Title	Issue	Issue Date	Price
Mod 01	Topographic, Engineering, Land and Measured Building Surveying – Track	2	Sep 2017	F
Mod 03	Topographic, Engineering, Land and Measured Building Surveying – Survey and Mapping Techniques	2	Sep 2017	E
Mod 04	Asset Data Extraction and Topographic Surveying – Signalling (formerly NR/L3/TRK/3104)	3	Dec 2017	C
Mod 05	Topographic, Engineering, Land and Measured Building Surveying - Overhead Line Electrification	1	Mar 2019	E

**NR/L2/TRK/3201 Management of Tight Clearances and Track Position** Issue 3; Dec 10 **Compliance** 04/12/10 **Replaces** NR/L2/TRK/3201 Iss 2; Jun 08

This document sets out the activities and control mechanisms which shall be applied across the network to define, monitor, assess, correct and advise gauge and clearances on routes to enable the safe passage of prescribed rolling stock.

Price: D

**NR/L2/TRK/3203 Structure Gauge Recording** Issue 1; Sep 11 **Compliance** 03/12/11 **Replaces** New at Issue 81

This system specification gives the minimum requirements for Gauging Surveying and the data within Network Rail's National Gauging Database (NGD). This Standard specifies detail of Network Rail compliance with GC/RT5212 Sections E and K.

Price: D

**NR/L2/TRK/4040 Level Crossing Surface Systems** Issue 2; Dec 10 **Compliance** 04/06/11 **Replaces** RT/CE/S/040 Iss 1; Dec 97

This standard specifies the performance of manufactured proprietary level crossing surface systems so that they are fit for purpose and have an adequate life expectancy.

Price: C

**NR/L2/TRK/4100 Serviceable Concrete Sleepers for use in Running Lines and Sidings** Issue 4; Sep 11 **Compliance** 03/09/11 **Replaces** RT/CE/S/062 Iss 3; Oct 01

This specification is for use in the selection of serviceable concrete sleepers for installation in Network Rail Infrastructure's running lines and sidings.

Price: C

## 4.23 TRACK ENGINEERING

**TRK**  
**Level 3**

<b>NR/L2/TRK/4239</b>	<b>Track Bed Investigation, Design and Installation</b> Issue 1; Dec 15	<b>Compliance</b> 05/03/16	<b>Replaces</b> NR/SP/TRK/9039 Iss 1; Dec 05
-----------------------	--	-------------------------------	---

The document sets out a consistent technical approach to track bed diagnosis, investigation and design. This is to reduce the risk of premature track bed failures and high frequency of maintenance interventions following track renewals work.

Price: C

<b>NR/L2/TRK/6001</b>	<b>Renewals Workbank Management</b> Issue 2; Aug 08	<b>Compliance</b> 26/08/08	<b>Replaces</b> NR/PRC/TRK/6001 Iss 1
-----------------------	---	-------------------------------	--

To define the processes for the management of work items to create annual workbanks which reflect our customers needs, business priorities and the asset policy.

Price: D

<b>NR/L2/TRK/6100</b>	<b>The Installation and Maintenance of Stretcher Bars</b> Issue 3; Jun 17	<b>Compliance</b> 02/09/17	<b>Replaces</b> NR/L2/TRK/6100 Iss 2; Jun 16
-----------------------	--	-------------------------------	---

This standard provides one reference document for stretcher bars. It details the limits and actions required to prevent derailments associated with stretcher bar components.

Price: B Standard only; Complete, Phone See below for details of modules and individual pricing

NR/L2/TRK/6100/	Title	Issue	Issue Date	Price
mod01	Glossary of Stretcher Bar Terminology	1	Mar 2015	C
mod02	Roles and Responsibilities for Installation, Inspection and Maintenance of Stretcher Bars	1	Mar 2015	B
mod03	Installing Stretcher Bars and Setting Them to the Correct Length	3	Jun 2017	D
mod04	Tubular Stretcher Bars	3	Jun 2017	E
mod05	Fixed Stretcher Bars	1	Mar 2015	D
mod06	35mm Adjustable Stretcher Bars	1	Mar 2015	D
mod07	Lock Stretcher Bars	1	Mar 2015	B
mod08	Action Tables	2	Jun 2017	D
mod09	Stretcher Bar Equipment Catalogue	2	Jun 2016	D

<b>NR/L2/TRK/8100</b>	<b>Railway Ballast and Stoneblower Aggregate</b> Issue 4; Jun 09	<b>Compliance</b> 06/06/09	<b>Replaces</b> RT/CE/S/006 Iss 3; Aug 00
-----------------------	--	-------------------------------	--

This product specification gives the requirements for Railway Ballast and Stoneblower Aggregate.

Price: C

<b>NR/L2/TRK/9016</b>	<b>Assessment of Strength of Rails with Localised Head Loss</b> Issue 2; Dec 09	<b>Compliance</b> 05/12/09	<b>Replaces</b> NR/SP/TRK/9016 Iss 1; Dec 05
-----------------------	--	-------------------------------	---

This specification sets out a recommended procedure for assessing rail strength where localised head loss has occurred, so that the appropriate decision can be taken regarding rail replacement.

Price: C

### Level 3

<b>NR/L3/TRK/002</b>	<b>Track Maintenance Handbook</b> Issue 7; Jun 11	<b>Compliance</b> 04/06/11	<b>Replaces</b> NR/L3/TRK/002 Iss 6; Sep 10
----------------------	---	-------------------------------	--

This Work Instruction introduces the Track Maintenance Handbook (TMH). The handbook is a collection of Track and Off Track Work Instructions some of which existed in previous forms as Network Rail Standard Operating Procedures. The issue of the preface establishes consistent content and format for all areas

Price: C Standard only; Complete, Phone See below for details of modules and individual pricing

Ref	Title	Issue	Issue Date	Price
<b>Inspection</b>				
NR/L3/TRK/002/A01	Track Patrol (Foot & Mechanised)	5.0	Sep 2010	A
NR/L3/TRK/002/A02	Track Inspection – Supervisor	4.0	Sep 2010	A
NR/L3/TRK/002/A03	Track Inspection – Engineer	2.0	Aug 2007	A
NR/L3/TRK/002/A04	Cab Riding	2.0	Aug 2007	A
NR/L3/TRK/002/A05	S&C – Crossing – Inspect	2.0	Aug 2007	A
NR/L3/TRK/002/A06	S&C – Detailed Inspection of Switches	3.0	Mar 2008	B
NR/L3/TRK/002/A07	Longitudinal Timber Detailed Inspection	2.0	Aug 2007	A
NR/L3/TRK/002/A08	Flood Warning Inspection	2.0	Aug 2007	A
NR/L3/TRK/002/A09	Visual Inspection of Stretcher Bars and Lock Stretcher Bars	1.0	Jun 2011	C
<b>Ballast</b>				
NR/L3/TRK/002/B01	Ballast – Unload – Other	2.0	Aug 2007	A

## 4.23 TRACK ENGINEERING

**TRK**  
**Level 3**

Ref	Title	Issue	Issue Date	Price
NR/L3/TRK/002/B02	Ballast – Unload by Train	2.0	Aug 2007	A
NR/L3/TRK/002/B03	Ballast – Regulate – Manual	2.0	Aug 2007	A
NR/L3/TRK/002/B04	Ballast – Regulate – Mechanical	2.0	Aug 2007	A
NR/L3/TRK/002/B05	Ballast – Shoulder Clean – Manual	2.0	Aug 2007	A
NR/L3/TRK/002/B06	Ballast – Shoulder Clean – Mechanical	2.0	Aug 2007	A
NR/L3/TRK/002/B07	Ballast – Dig Out Contaminant	2.0	Aug 2007	A
NR/L3/TRK/002/B08	Track – Dig Wet Bed – Manual	2.0	Aug 2007	A
NR/L3/TRK/002/B09	Track – Dig Wet Bed – Mechanical	2.0	Aug 2007	A
NR/L3/TRK/002/B10	Track – Glue Ballast	2.0	Aug 2007	A
<b>Maintenance</b>				
NR/L3/TRK/002/C01	Fit & Remove Tie Bar	2.0	Aug 2007	A
NR/L3/TRK/002/C02	Fit End Restraint Plate	2.0	Aug 2007	A
NR/L3/TRK/002/C03	Drilling of Rail	2.0	Aug 2007	A
NR/L3/TRK/002/C04	Saw and Disc Cutting	2.0	Aug 2007	A
NR/L3/TRK/002/C05	Track – Cold Bolt Hole Expansion	2.0	Aug 2007	A
NR/L3/TRK/002/C06	Track – Grind Rails	2.0	Aug 2007	A
NR/L3/TRK/002/C07	Track – Fix Gauge Stops	2.0	Aug 2007	A
<b>Off Track</b>				
NR/L3/TRK/002/D01	Lift/Replace Foot Crossing Wooden Unit	2.0	Aug 2007	A
NR/L3/TRK/002/D02	Lift/Replace Foot Crossing Sleeper Based	2.0	Aug 2007	A
NR/L3/TRK/002/D07	Open Channels and Ditch Maintenance	1.0	Aug 2007	A
NR/L3/TRK/002/D08	Piped Drainage and Catchpit Maintenance	1.0	Aug 2007	A
NR/L3/TRK/002/D09	Pest And Vermin Control	1.0	Aug 2007	A
NR/L3/TRK/002/D10	Maintain Fencing And Boundary Measures	1.0	Aug 2007	A
NR/L3/TRK/002/D11	Vegetation ~ Inspection	1.0	Aug 2007	A
NR/L3/TRK/002/D12	Vegetation Clearance ~ Manual	2.0	Aug 2008	A
NR/L3/TRK/002/D13	Vegetation Clearance ~ Mechanical	2.0	Aug 2008	A
NR/L3/TRK/002/D14	Off Track – Management of Invasive and Hazardous Weeds	1.0	Mar 2008	A
NR/L3/TRK/002/D15	Access Points – Inspect	1.0	Aug 2007	A
NR/L3/TRK/002/D16	Lineside Facilities – Maintain	1.0	Aug 2007	A
NR/L3/TRK/002/D17	Boundary – Inspection	1.0	Aug 2007	A
NR/L3/TRK/002/D18	Drainage Inspection	1.0	Aug 2007	A
NR/L3/TRK/002/D20	Sign Maintenance And Renewal	1.0	Aug 2007	A
NR/L3/TRK/002/D21	Waste And Flytipping Clearance	1.0	Aug 2007	A
<b>On Track Machines</b>				
NR/L3/TRK/002/E01	Plain Line Tamping	1.0	Mar 2008	A
NR/L3/TRK/002/E02	Dynamic Track Stabiliser	1.0	Mar 2008	A
NR/L3/TRK/002/E03	S&C Tamping	1.0	Mar 2008	A
NR/L3/TRK/002/E04	TRAMM Works	1.0	Mar 2008	A
NR/L3/TRK/002/E06	Mechanical Stoneblower	1.0	Mar 2008	A
<b>Plain Line</b>				
NR/L3/TRK/002/F01	Replace Jointed Rail	2.0	Aug 2007	A
NR/L3/TRK/002/F02	Insulated Block Joint (Dry) Renew	2.0	Aug 2007	A
NR/L3/TRK/002/F03	Track – Renew Fishplates	2.0	Aug 2007	A
NR/L3/TRK/002/F04	Track – PI – Fit Fishplate Shims	2.0	Aug 2007	A
NR/L3/TRK/002/F05	Track – Lubricate Fishplates	2.0	Aug 2007	A
NR/L3/TRK/002/F06	Track – Adjust Rail Expansion Gaps	2.0	Aug 2007	A
NR/L3/TRK/002/F07	Adjustment Switch – Reset Overlap	2.0	Aug 2007	A
NR/L3/TRK/002/F08	Adjustment Switch – Maintain	2.0	Aug 2007	A
NR/L3/TRK/002/F09	Track – Stress Monitoring (NDT CWR)	2.0	Aug 2007	A
NR/L3/TRK/002/F10	Track – Preliminary Survey for CWR Stressing	2.0	Aug 2007	A
NR/L3/TRK/002/F11	Track – Stress Restoration	2.0	Aug 2007	A
NR/L3/TRK/002/F12	Track – PL – Tensor Stressing	2.0	Aug 2007	A
NR/L3/TRK/002/F13	Track – CWR – Natural Stressing	2.0	Aug 2007	A
NR/L3/TRK/002/F14	Track – CWR – Renew Due to Wear or Rail Defects	2.0	Aug 2007	A
NR/L3/TRK/002/F15	Track – PL – Renew Check Rail	2.0	Aug 2007	A
NR/L3/TRK/002/F16	Track – Pull Through/Turn & Plug Timber	2.0	Aug 2007	A
NR/L3/TRK/002/F17	Track – PL – Straighten Rail End	2.0	Aug 2007	A
NR/L3/TRK/002/F18	Track – PL – Manual Slueing	2.0	Aug 2007	A
NR/L3/TRK/002/F19	Track – PL – Lift and Pack	2.0	Aug 2007	A
NR/L3/TRK/002/F20	Track – PL – Lift and Pack Joint	2.0	Aug 2007	A
NR/L3/TRK/002/F21	Track – PL – Stoneblowing – Handheld	2.0	Aug 2007	A

## 4.23 TRACK ENGINEERING

**TRK**  
**Level 3**

Ref	Title	Issue	Issue Date	Price
NR/L3/TRK/002/F22	Track – Rail Mounted Lubricators	2.0	Aug 2007	A
NR/L3/TRK/002/F23	Track Geometry Markings – Paint	2.0	Aug 2007	A
NR/L3/TRK/002/F24	Track – PL – Replace Sleeper	1.0	Aug 2007	A
NR/L3/TRK/002/F25	Guard Board Maintenance	1.0	Mar 2008	A
NR/L3/TRK/002/F26	Conductor Rail Maintenance	1.0	Mar 2008	A
NR/L3/TRK/002/F27	Turning Rails Within Jointed Track	1.0	Mar 2008	A
NR/L3/TRK/002/F28	Inspection of Buffer Stops	1.0	Mar 2008	A
<b>Switch and Crossings</b>				
NR/L3/TRK/002/G01	S&C – Cast Crossing – Crack Monitoring	2.0	Aug 2007	A
NR/L3/TRK/002/G02	S&C – Renew Half Set of Switches	2.0	Aug 2007	A
NR/L3/TRK/002/G03	S&C – Renew Crossing	2.0	Aug 2007	A
NR/L3/TRK/002/G04	S&C – Renew Check Rail	2.0	Aug 2007	A
NR/L3/TRK/002/G05	Track – CWR – S&C Tensor Stressing	2.0	Aug 2007	A
NR/L3/TRK/002/G06	S&C – Change Timber Bearer	2.0	Aug 2007	A
NR/L3/TRK/002/G07	S&C – Pack Timber / Bearer	2.0	Aug 2007	A
NR/L3/TRK/002/G08	S&C – Change Concrete Bearer	2.0	Aug 2007	A
NR/L3/TRK/002/G09	S&C – Stoneblowing – Handheld	2.0	Aug 2007	A
NR/L3/TRK/002/G10	S&C – Manual Alignment	2.0	Aug 2007	A
NR/L3/TRK/002/G11	S&C – RCF Prevention – Hand Grind	2.0	Aug 2007	A
NR/L3/TRK/002/G12	S&C – Switch Diamond – White Paint	2.0	Aug 2007	A
NR/L3/TRK/002/G13	Renew Heater Pads	1.0	Mar 2008	A
NR/L3/TRK/002/G14	Switch Slide Plate Lubrication	1.0	Mar 2008	A
NR/L3/TRK/002/G15	Switch Roller Installation Set Up and Maintenance	1.0	Mar 2008	A
NR/L3/TRK/002/G16	Replace Slide Chair Bolts	1.0	Mar 2008	A
NR/L3/TRK/002/G17	Hand Levers	1.0	Mar 2008	A
<b>Welding</b>				
NR/L3/TRK/002/H01	Track – AL Thermic Weld	2.0	Aug 2007	A
NR/L3/TRK/002/H02	Track – Arc Weld Repair	2.0	Aug 2007	A
<b>Non Destructive Testing</b>				
NR/L3/TRK/002/J01	Track – Ultrasonic Testing	2.0	Aug 2007	A
NR/L3/TRK/002/J02	Track – Magnetic Particle Testing (MPT)	2.0	Aug 2007	A
NR/L3/TRK/002/J03	Track – Liquid Penetrant Testing (LPT)	2.0	Aug 2007	A

<b>NR/L3/TRK/003</b>	<b>Index of Track Engineering Forms</b> Issue 29; Mar 19	<b>Compliance</b> 01/06/19	<b>Replaces</b> NR/L3/TRK/003 Iss 28; Dec 18
----------------------	--	-------------------------------	---

This standard provides the index and version control to the Track Engineering Forms (TEFs) which shall be applied to meet the inspection, maintenance and renewals requirements of Network Rail track standards and the associated Standard Maintenance Procedures and Method Statements.

Price: D Standard only; Complete, Phone

See below for details of modules and individual pricing

Number	Title	Issue	Issue Date	Price
TEF3001	Plain Line Wheelburns and Squats Assessment Form	4	Dec 2008	A
TEF3002	Wheelburn Removal Assessment Form	4	Dec 2008	A
TEF3003	Wheelburn And Squat Removal Assessment Form	4	Dec 2008	A
TEF3004	Welders Work Return - Plain Line Repairs	3	Jun 2008	A
TEF3005	Aluminothermic Welding Worksite Planning Form	6	Jun 2010	A
TEF3006	Aluminothermic Welding Installation Form	3	Jun 2008	A
TEF3007	Aluminothermic Welding Non- Conformance Form	3	Jun 2008	A
TEF3008	Welders Work Return - Switch Repairs	4	Dec 2016	A
TEF3009	Welders Work Return - Crossing Repairs	3	Jun 2008	A
TEF3010	Record of Stressing - Restressing	4	Jun 2008	A
TEF3011	Record of Stress Restoration	2	Jun 2008	A
TEF3012	Notification of CWR Stress Disturbance	3	Jun 2008	A
TEF3013	Record of Verse Testing and Certificate	2	Jun 2008	A
TEF3014	Detailed Inspection of Longitudinal Timber System Report	5	Dec 2010	A
TEF3015	Basic Visual Inspection Report	3	Sep 2010	A
TEF3016	New Very Poor Eighth Inspection Report	4	Sep 2013	A
TEF3017	Engineer Visual Track Inspection Report	2	Jun 2008	A
TEF3018	New Super-Red Eighths Inspection Report	4	Sep 2013	A
TEF3019	Inspection of Switches Secured Out of Use	2	Jun 2008	A
TEF3020	Sidewear Inspection Record (Forms A and B)	4	Mar 2017	A
TEF3021	Supervisor's Visual Inspection of Longitudinal Timbers	6	Sep 2013	A
TEF3022	Supervisor's Visual Inspection Report	3	Sep 2010	A

## 4.23 TRACK ENGINEERING

**TRK**  
**Level 3**

Number	Title	Issue	Issue Date	Price
TEF3023	Engineer Cab Ride Report	2	Jun 2008	A
TEF3024	Supervisor Cab Ride Report	2	Jun 2008	A
TEF3025	UTU compliant track segment RAM[T] authorisation	4	Jul 2016	A
TEF3027	Cast Crossing Repair Report	2	Jun 2008	A
TEF3028	Inspection of Buffer Stops	3	Jun 2008	A
TEF3029	Switch Inspection Form	11	Mar 2018	B
TEF3030	Tie Bar Record	3	Jun 2008	A
TEF3031	Crossing Inspection Report	6	Mar 2013	A
TEF3032	Track Buckle Report	3	Sep 2015	B
TEF3033	Hot Weather Preparation Report Consolidation	1	Aug 2008	B
TEF3034	Platforms And Clearances	3	Jun 2008	B
TEF3035	Rail Head Weld Repair Installation Form	1	Dec 2008	A
TEF3037	Report of A Rail Defect Found / Repaired / Removed	5	Mar 2010	A
TEF3038	Daily Report of Ultrasonic Testing Of Rails	6	Sep 2010	A
TEF3039	Broken Rail Incident Report	5	Jun 2009	B
TEF3040	Rail Lubricator / Friction Modifier / TGA Inspection, Filling And Maintenance Record	4	Sep 2011	A
TEF3041	Manual Measurement of Track Geometry Recording Sheet	4	Jun 2017	A
TEF3042	Hand Grinding Record Form (Hg1)	5	Dec 2016	A
TEF3043	Level Crossing Rail Corrosion Inspection	3	Sep 2013	A
TEF3044	Record of Ultrasonic Experience (Level 1)	2	Jun 2008	A
TEF3045	Record of Ultrasonic Experience (Level 2 Supervisor)	2	Jun 2008	A
TEF3046	Record of Continuous Employment	2	Jun 2008	A
TEF3047	Assessment of Service Stress of Rail	4	Sep 2013	A
TEF3048	Management of Gauge: Periodic Hand Operated Points Inspection Inspection	5	Dec 2013	A
TEF3049	Upper Sector Survey	2	Jun 2008	A
TEF3050	Datum Monitoring Sheet	3	Dec 2015	A
TEF3051	Dip Angle Site Inspection	3	Sep 2013	A
TEF3052	Check List for Dip Angle Outputs From Track Geometry Recording	2	Jun 2008	A
TEF3053	Risk Assessment for Visual Inspection of Track In Darkness	4	Sep 2013	A
TEF3054	Switches and Crossings Weld Repair/Replacement Form	8	Mar 2017	A
TEF3056	Hot Weather Site Monitoring Record	4	Dec 2015	A
TEF3057	Report of Ultrasonic Testing of UTU Suspect	3	Sep 2009	A
TEF3058	GEOGIS Update Form (Plain Line)	3.1	Nov 2010	A
TEF3059	GEOGIS Update Form (S&C)	3.1	Nov 2010	A
TEF3060	Management of Gauge: Periodic Inside Slip Inspection	4	Dec 2013	A
TEF3061	Management of Gauge: Periodic Switch Diamond Inspection	4	Dec 2013	A
TEF3062	Management of Gauge: Periodic Outside Slip Inspection	4	Dec 2013	A
TEF3063	Management of Gauge: Periodic Fixed Diamond Inspection	2	Dec 2013	A
TEF3064	Hazard Report for Track Assets	7	Dec 2016	C
TEF3067	Site Verification Proposal Form	1	Jun 2008	A
TEF3068	Management of Gauge: Periodic Switches & Crossings Inspection	7	Dec 2018	A
<del>TEF3069</del>	<del>Pesticide Application Record Form</del>	<del>4</del>	<del>Jun 2008</del>	<del>A</del>
TEF3070	Crossing Monitoring Report	1	Jun 2008	A
TEF3071	OTM Site Check and Handback	2	Dec 2013	A
TEF3072	Report of Inspection / Test of New RCF Site: Site Summary	3	Feb 2011	A
TEF3073	RCF Walkout Inspection and Test Form	4	Nov 2010	A
TEF3074	SM[T] Points Gauge FWC and RSO Measurements	5	Dec 2014	A
TEF3075	Proposal to Reduce Basic Visual Inspection Frequency – Record of Decisions Taken	1	Sep 2008	A
TEF3078	Record of Decision to Alter Vegetation Inspection Method	1	Sep 2009	A
TEF3080	Aluminothermic Weld Inspection Report	1	Jun 2017	A
TEF3084	Immediate Action Limit Geometry Faults Block the Line and Repeat Report Form	3	Mar 2016	A
TEF3090	Risk Assessment for Reduction in Basic Visual Track Inspection Frequencies for CWR Plain Line Only	1	Dec 2009	A
TEF3091	Approval of Reduction in Visual Inspection Frequency Certificate	2	Sep 2013	A
TEF3092	Use of Vehicles for Basic Visual Track Inspection	2	Jun 2012	A
TEF3096	Mobile Flashbutt Weld Inspection Report	3	Dec 2010	A
TEF3097	Record of Stressing / Restressing Using Mobile Flash Butt Welding	1	Jun 2011	A
TEF3098	Record of Stress Restoration Using Mobile Flash Butt Welding	1	Jun 2011	A
TEF3099	Fixed Stretcher Bar Assembly Defect Form	3	Dec 2014	A
TEF3105	Plain Line Trial Hole and Soils Data Logging Schedule	1	Feb 2007	C
TEF3121	S&C Track Renewals Particular Requirements Specification	2	Jun 2012	D
TEF3122	Track Asset Management - Technical Query Notice and Response	1	Jun 2017	B
TEF3202	Level 1 Handback / Speed Raising Form	2	Sep 2013	A

## 4.23 TRACK ENGINEERING

**TRK**  
**Level 3**

Number	Title	Issue	Issue Date	Price
TEF3203	Infrastructure Conformance Certificate	5	Jun 2015	C
TEF3204	Inspection of Adjustment Switches	2	Sep 2013	A
TEF3205	Inspection of Insulated Rail Joints (Irrs) / Insulated Block Joints (Ibjs)	1	Sep 2010	A
TEF3206	Jointed Track Rail Gap Survey Form	1	Dec 2010	A
TEF3207	Record of Site Details For Critical Rail Temperature Calculation	3	Sep 2013	A
TEF3208	Record of Critical Rail Temperature Calculation – Continuously Welded Track	4	Sep 2013	A
TEF3209	Record of Critical Rail Temperature Calculation – Jointed Track	2	Sep 2013	A
TEF3213	Ultrasonic Testing Request Form (for Rail Defects Found By Visual Inspection)	2	Sep 2013	A
TEF3214	Level Crossing Renewal / Refurbishment Risk Priority Assessment	1	Mar 2011	A
TEF3215	Level Crossing Renewal / Refurbishment Form	1	Mar 2011	A
TEF3216	Layout Quality Assurance Inspection	2	Mar 2018	C
TEF3217	Authorisation to use Train Based Rail Wear Measurements	1	Mar 2011	A
TEF3218	Mobile Flashbutt Weld Production Report	2	Mar 2017	A
TEF3219	Network Rail Application Form for Rail Friction Management Equipment Site Specific Assessment	2	Sep 2011	B
TEF3220	Form A: Approval In Principle	1	Jun 2011	A
TEF3221	Form B: Approval of Detailed Design And Checking	1	Jun 2011	A
TEF3222	Form C: Approval of Manufacturing Drawings	1	Jun 2011	A
TEF3223	Ultrasonic Calibration Block Visual Check Result Sheet	1	Dec 2011	A
TEF3224	Sperry RTS-RSU Pump Gauge Calibration Result Sheet	1	Dec 2011	A
TEF3225	Omnivision BVI Report	1	Apr 2015	A
TEF3226	Omnivision Asset Management Report.	1	Apr 2015	A
TEF3227	Omnivision Ballast Report	1	Apr 2015	A
TEF3228	Introduction of PLPR inspection	7	Mar 2018	B
TEF3229	Contingency Measures Following Omnivision Recording Error - Record of Decisions Taken	6	Sep 2015	A
TEF3230	Assessment of Stress Unknown Sites	1	Sep 2013	A
TEF3231	No Fault Found Investigation Report	1	Sep 2013	A
TEF3238	Notification of Proposed PLPR Inspection Sites	7	Mar 2018	A
TEF3239A	Management of gauge: field face to field face dimensions of inclined curved chamfered switches B - E	1	Jun 2012	A
TEF3239B	Management of Gauge: Field Face to Field Face Dimensions of Inclined Straight Chamfered Switches B - E	1	Jun 2012	A
TEF3239C	Management of Gauge: Field Face to Field Face Dimensions of Vertical Shallow Depth Switches AVS - DVS	1	Jun 2012	A
TEF3239D	Management of gauge: field face to field face dimensions of vertical shallow depth switches EVS - GVS	2	Feb 2015	A
TEF3239E	Management of Gauge: Field Face to Field Face Dimensions of Vertical Full Depth Switches AV - DV	2	Feb 2015	A
TEF3239F	Management of Gauge: Field Face to Field Face Dimensions of Vertical Full Depth Switches EV - GV	1	Jun 2012	A
TEF3239G	Management of Gauge: Field Face to Field Face Dimensions of RT/NR60 switches C - E	1	Jun 2012	A
TEF3239H	Management of Gauge: Field Face to Field Face Dimensions of NR60 switches F - G	1	Jun 2012	A
TEF3240	Assessment of Minimum Permitted Rail Depth	1	Sep 2013	A
TEF3242	Level Crossing Vertical Profile Inspection Sheet (LXi29)	1	Jun 2012	A
TEF3243	Level crossing Inspection Record Form	1	Jun 2012	A
TEF3246	Certificate of Competence – Authorised Persons Levels 2, 3 and 4	2	Dec 2015	A
TEF3247	Mobile Flashbutt Weld Worksite Planning Form	1	Dec 2012	A
TEF3248	Drainage inspection form	2	Feb 2015	A
TEF3249	Arc Welding Worksite Planning and Resource Request Form	1	Jun 2013	A
TEF3250	Post U15 Course Mentorship Form	1	Aug 2013	A
TEF3251	Phoenix Probe Performance Checks	1	Jun 2015	A
TEF3253	Switch Inspection Interval Risk Assessment	1	Dec 2016	A
TEF3254	Proposal for Track Refurbishment/Reactive Renewal S&C	1	Sep 2015	A
TEF3255	Specification for track refurbishment / reactive renewal S&C	1	Sep 2015	A
TEF3256	Train borne inspection RAM(T) authorisation	2	Jun 17	A
TEF3258	Risk Assessment Following Loss of Planned UTU inspection - Record of Decisions Taken and Mitigation Implemented	1	Oct 2015	A
TEF3260	Periodic PLPR Review	1	Mar 2016	A
TEF3261	PLPR Exclusion File Change Request	2	Sep 2018	A
TEF3262	S&C Design - Risk Categorisation Tool	2	Dec 2018	A
TEF3263	Track Geometry Recording RAM[T] Authorisation	1	Jul 2016	A
TEF3264	Assessment of Fusion Face Defects In Aluminothermic Welds	1	Dec 16	A
TEF3265	Certificate of Permanent Gauging Authority	1	Dec 17	A
TEF3266	Certificate of Temporary Gauging Authority	1	Dec 17	A
TEF3267	Manual Track Geometry Measurement – Method Selection Tool	2	Jun 2017	A
TEF3268	Cyclic Top Faults:scope, Check, Prevent and Signoff Form	2	Dec 2018	A

<b>NR/L3/TRK/0030</b>	<b>Reinstatement of Absolute Track Geometry (ATG) West Coast Main Line (WCML) Routes</b> Issue 2; Jun 17	<b>Compliance</b> 02/09/17	<b>Replaces</b> NR/L3/TRK/0030 Iss 1; Jun 08
-----------------------	--	-------------------------------	---

This procedure defines how Infrastructure Projects (IP) and other approved suppliers:

- Manage the reinstatement of the ATG track alignment for plain line and Switch & Crossing (S&C)
- Will manage changes to the ATG Design
- Design track adjacent to ATG alignments

Price: D

<b>NR/L3/TRK/055</b>	<b>Work Instructions for Ultrasonic Rail Testing</b> Issue 2; Sep 16	<b>Compliance</b> 03/12/16	<b>Replaces</b> NR/SP/TRK/055 (RT/CE/S/055) Iss 1A; Feb 98
----------------------	--	-------------------------------	--

This document defines the ultrasonic inspection procedures to be used to inspect track as specified in NR/L2/TRK/001 Inspection and Maintenance of Permanent Way to detect cracks in the rail and prevent rail breaks

Price: B Standard only; Complete, Phone

See below for details of modules and individual pricing

NR/L3/TRK/055/	Title	Issue	Issue Date	Price
U1	Ultrasonic Inspection of Fishplated Joints and Holes in Plane Line Using Hand Held Transducers.	1	Sep 2016	D
U5	Ultrasonic Assessment of Rail Head Defects to Determine Horizontal Length and Vertical Depth of Reported Discontinuity.	1	Sep 2016	D
U6	Ultrasonic Inspection for Lack of Fusion of Aluminothermic Welds.	1	Sep 2016	C
U7	Rail Measurement	1	Sep 2016	C
U8	Conformation and Examination of Vertical Longitudinal Defects.	1	Sep 2016	C
U10	Ultrasonic Inspection of Adjustment Switches	1	Sep 2016	B
U15	Ultrasonic Inspection of Rail Using the Sperry Roller Search Unit Rail Testing System Including Identification & Sizing of 37° Suspects Reported by UTU	1	Sep 2016	D
U16	Ultrasonic inspection of Fishplated Rail Joints and Bolt Holes Using the Sperry Roller Search Unit Rail Testing System.	1	Sep 2016	D
U17	Ultrasonic Inspection of Rail Foot for Transverse Cracks Using Sperry Roller Search Unit Rail Testing System.	1	Sep 2016	C
U19	Ultrasonic Inspection of Switches and Crossings Including Bolt Holes Not at the Rail End.	1	Sep 2016	C
U20	Ultrasonic Testing Procedure for Bolted IsolierstoB IVB 30° Scarf Joints	1	Sep 2016	C

<b>NR/L3/TRK/1010</b>	<b>Management of Responses to Extreme Weather Conditions at Structures, Earthworks and Other Key Locations</b> Issue 2; Aug 08	<b>Compliance</b> 26/08/08	<b>Replaces</b> NR/L3/MTC/TK0167 Iss 1; Oct 07
-----------------------	--	-------------------------------	--

This process outlines the roles and responsibilities for the maintenance organisation to manage the necessary actions in order to protect the line as a result of extreme weather conditions including water action (including flooding, storm, wave action, scour) at structures, earthworks and other key locations.

Price: D (Contains NR/BS/LI/292)

<b>NR/L3/TRK/1011</b>	<b>Management of Permanent Way Inspections</b> Issue 3; Aug 08	<b>Compliance</b> 26/08/08	<b>Replaces</b> See below
-----------------------	--	-------------------------------	------------------------------

**Replaces:** NR/PRC/MTC/TK0070 Iss 1, NR/PRC/MTC/TRK/0075 Iss 2, NR/PRC/MTC/TK0135 Iss 1

This Procedure defines the standard process, roles and responsibilities for Permanent Way inspections on the network in accordance with Inspection and Maintenance of Permanent Way NR/L2/TRK/001 and Track Inspection Handbook NR/WI/TRK/001 and lineside standards as detailed in the references.

Price: D

<b>NR/L3/TRK/1012</b>	<b>Management of Manual Ultrasonic Weld Testing</b> Issue 2; Aug 08	<b>Compliance</b> 26/08/08	<b>Replaces</b> NR/PRC/MTC/TK0084 Iss 1; Feb 06
-----------------------	---	-------------------------------	---

This Procedure defines the standard process, roles and responsibilities for manual ultrasonic rail testing on the network in accordance with:

- NR/L2/TRK/001 Inspection and Maintenance of Permanent Way
- NR/L2/TRK/055 Rail Testing: Ultrasonic Procedures
- NR/SP/TRK/1110 Qualification and Certification of NDT personnel written practice – Ultrasonic Testing

The procedure covers the initial creation of the testing programme through to removal or further management of the defect.

The procedure includes the monitoring and review of the programme.

Price: C

<b>NR/L3/TRK/1013</b>	<b>Maintenance of Track Assets</b> Issue 2; Aug 08	<b>Compliance</b> 26/08/08	<b>Replaces</b> NR/PRC/MTC/TK0136 Iss 1 NR/PRC/MTC/TK0127 Iss 2
-----------------------	--	-------------------------------	---

The purpose of this document is to define the roles and responsibilities in the planning and undertaking of routine maintenance activities of track and lineside assets to fit in with the national planning process and timescales.

Price: C

<b>NR/L3/TRK/1014</b>	<b>Management of Broken Rails</b> Issue 3; Aug 08	<b>Compliance</b> 26/08/08	<b>Replaces</b> NR/L3/MTC/TK0068 Iss 2; Oct 07
-----------------------	---	-------------------------------	--

This document defines the process to be adopted for the management of broken rails, including the recording of details and trend monitoring.

Price: B

<b>NR/L3/TRK/1015</b>	<b>Management of Basic Visual Inspection</b> Issue 4; Mar 17	<b>Compliance</b> 05/12/15	<b>Replaces</b> NR/L3/TRK/1015 Iss 3; Sep 15
-----------------------	--	-------------------------------	---

This modularised standard describes the management of Basic Visual Inspection by patrolling or other recognised alternative methods of providing tier 1 Safety Inspections

Price: B Standard only; Complete, D See below for details of modules and individual pricing

NR/L3/TRK/1015/	Description	Issue	Issue Date	Price
01	Track Patrolling	1	Sep 2015	C
02	Track Inspection by PLPR System	2	Mar 2017	C

<b>NR/L3/TRK/1016</b>	<b>Managing the Raising / Removing of Track Speed Restrictions and Inspecting the Line After Track Engineering Work</b> Issue 1; Dec 10	<b>Compliance</b> 05/03/11	<b>Replaces</b> New at Issue 78
-----------------------	---	-------------------------------	------------------------------------

This document details the requirements for the management of competence, including training and certification, for persons who will be inspecting the track for the purpose of raising / removing speed restrictions and inspecting the line after track renewal, maintenance and refurbishment work.

Price: C

<b>NR/L3/TRK/1017</b>	<b>Inspection for Raising/removing Speed Restrictions and Inspecting the Line After Track Renewal Work</b> Issue 1; Dec 10	<b>Compliance</b> 05/03/11	<b>Replaces</b> NR/L3/INI/CP0023 Iss 2; Jun 08
-----------------------	--	-------------------------------	---

Track work affects each of the primary components of the Railway System: track, signalling, telecommunication, electrification systems, plant, and structures. This Network Rail standard specifies the process for inspecting track renewals work undertaken on Network Rail infrastructure. It specifies a structured, comprehensive and consistent approach that achieves compliance with the requirements of NR/L2/TRK/001/A01 Inspection and maintenance of permanent way - Inspection.

Price: C

<b>NR/L3/TRK/1018</b>	<b>Inspection for Raising / Removing Speed Restrictions And Inspecting the Line After Track Maintenance and Refurbishment Work</b> Issue 1; Dec 10	<b>Compliance</b> 05/03/11	<b>Replaces</b> New at Issue 78
-----------------------	--	-------------------------------	------------------------------------

This document details the requirements for persons who will be inspecting the permanent way for the purpose of raising / removing speed restrictions and inspecting the line after track maintenance and refurbishment work and gives the process to be applied when these activities are undertaken.

Price: C

<b>NR/L3/TRK/1101</b>	<b>The Management of Rail Defect Removal Timescales</b> Issue 3; Sep 10	<b>Compliance</b> 04/09/10	<b>Replaces</b> NR/L3/TRK/1101 Iss 2; Aug 08
-----------------------	---	-------------------------------	---

This Procedure defines the process, roles and responsibilities in the management of occasional short term dispensations for the exceedance of maximum allowable timescales for the removal of discrete rail defects.

Price: C  Additional Excel Content Available: Phone

<b>NR/L3/TRK/1102</b>	<b>Management of Rail Defects</b> Issue 2; Aug 08	<b>Compliance</b> 26/08/08	<b>Replaces</b> NR/PRC/MTC/TK0069 Iss 1; Oct 06
-----------------------	---	-------------------------------	---

This document details the procedure to be adopted for the management of rail defects.

Price: C

## 4.23 TRACK ENGINEERING

**TRK**  
**Level 3**

<b>NR/L3/TRK/2049</b>	<b>Track Design Handbook</b> Issue 14; Jun 17	<b>Compliance</b> 02/09/17	<b>Replaces</b> NR/L2/TRK/0049 Iss 13; Mar 16
-----------------------	---	-------------------------------	--

This specification gives the requirements for the design of track alignments and layouts. Information provided on track geometry, the mathematics of track layouts, switch and crossing (S&C) assemblies, sleepers and rail fastenings is intended to ensure that designs take proper account of the speed of traffic.

Price: C Standard only; Complete, Phone

See below for details of modules and individual pricing

NR/L3/TRK/2049/	Title	Issue	Issue Date	Price
mod01	Guidance and Principles	1	Mar 2016	D
mod02	Mathematics	1	Mar 2016	D
mod03	Assembly	1	Mar 2016	E
mod04	Components	1	Mar 2016	D
mod05	System Interfaces	2	Jun 2017	C
mod06	Miscellaneous	1	Mar 2016	C
mod07	Gauging	2	Jun 2017	B

<b>NR/L3/TRK/2070</b>	<b>Design Specification S&amp;C System:- NR60/HPSS and NR60/Hydrive Configurations</b> Issue 1; Aug 07	<b>Compliance</b> 31/08/07	<b>Replaces</b>
-----------------------	--	-------------------------------	-----------------

To define the design specifications for NR60 / HPSS and NR60 / Hydrive configurations This document defines the interface dimensions for S&C components between the Track, Signalling and Electrification and Plant functions for these configurations.

Price: C

<b>NR/L3/TRK/02201</b>	<b>Management of Risk Arising from Deferred Renewals (Track)</b> Issue 1; Mar 17	<b>Compliance</b> 03/06/17	<b>Replaces</b> New at Issue 103
------------------------	--	-------------------------------	-------------------------------------

This standard sets out how to manage the deferred renewal process and the actions required during each stage

Price: C

<b>NR/L3/TRK/3001</b>	<b>Standard Maintenance Procedure: Ordering of Switch and Crossing Components</b> Issue 3; Aug 08	<b>Compliance</b> 26/08/08	<b>Replaces</b> NR/L3/MTC/TK0122 Iss 2; Dec 07
-----------------------	---	-------------------------------	--

The purpose of this document is to advise all parties within the maintenance function of their roles and responsibilities in the planning and ordering process for maintenance switch & crossing Units.

Price: C

<b>NR/L3/TRK/3011</b>	<b>Management of Rail Stress and Critical Rail Temperatures</b> Issue 3; Aug 08	<b>Compliance</b> 26/08/08	<b>Replaces</b> NR/L3/MTC/TK0077 Iss 2; Oct 07
-----------------------	---	-------------------------------	--

This Procedure defines the standard process, roles and responsibilities related to the management of stress in rails.

Price: C

<b>NR/L3/TRK/3012</b>	<b>Management of Hot Weather Precautions (Track)</b> Issue 2; Aug 08	<b>Compliance</b> 26/08/08	<b>Replaces</b> NR/L3/MTC/TK0074 Iss 1; Dec 07
-----------------------	--	-------------------------------	--

This Standard Maintenance Procedure details the roles and responsibilities within the Maintenance organisation in the management of weather precautions relating to hot weather situations.

Price: C

<b>NR/L3/TRK/3013</b>	<b>Management of Cold Weather Precautions (Track)</b> Issue 1; Oct 07	<b>Compliance</b> 26/08/08	<b>Replaces</b> NR/L3/MTC/TK0174 Iss 1; Oct 07
-----------------------	---	-------------------------------	--

This Standard Maintenance Procedure details the roles and responsibilities within the maintenance organisation in the management of weather precautions relating to cold weather situations.

Price: C

<b>NR/L3/TRK/3105</b>	<b>Topographic, Engineering, Land and Measured building surveying – Overhead Line Electrification</b> Issue 1; Mar 12	<b>Compliance</b> 02/06/12	<b>Replaces</b> New at Issue 83
-----------------------	---	-------------------------------	------------------------------------

This standard facilitates the creation of a specification for Topographic survey works for overhead line equipment (OLE). It provides guidance to Project managers and Designated project engineers on specifying and commissioning Topographic surveys.

Price: E

<b>NR/L3/TRK/3122</b>	<b>Management of Coal Mining Subsidence Affecting Track Infrastructure</b> Issue 1; Dec 09	<b>Compliance</b> 06/03/10	<b>Replaces</b> New at Issue 74
-----------------------	--	-------------------------------	------------------------------------

This document gives direction and information to technicians, engineers and managers who are engaged in the management of coal mining subsidence affecting track infrastructure. Information includes how to interpret mining reports and other information provided by the Network Rail Principal Mining Engineer (PME).

Price: D

<b>NR/L3/TRK/3201</b>	<b>Management of Tight Clearances and Track Position</b> Issue 2; Aug 08	<b>Compliance</b> 26/08/08	<b>Replaces</b> NR/L3/MTC/TK0071 Iss 1; Mar 08
-----------------------	--	-------------------------------	--

This process outlines the requirements of the maintenance organisation to manage the monitoring and survey of track position relative to fixed structures, manage and undertake the work associated with the process in accordance with:

- NR/L2/TRK/001 Inspection and Maintenance of Permanent Way
- NR/L2/TRK/3201 Management of Tight Clearances and Track Position

Price: B

<b>NR/L3/TRK/3202</b>	<b>Management of Track Geometry Recording and Remedial Actions</b> Issue 3; Aug 08	<b>Compliance</b> 26/08/08	<b>Replaces</b> NR/PRC/MTC/TK0072 Issue 2; Apr 06
-----------------------	--	-------------------------------	---

This procedure details how the Maintenance Organisation is to manage its responsibility for measurement of track geometry and for identifying and undertaking work arising.

Price: C

<b>NR/L3/TRK/3220</b>	<b>Planning of On-track Machines</b> Issue 3; Aug 08	<b>Compliance</b> 26/08/08	<b>Replaces</b> NR/PRC/MTC/TK0002 Iss 1; Jun 06
-----------------------	--	-------------------------------	---

The purpose of this document is to standardise the process, roles and responsibilities for the planning of On Track Machine (OTM) operations on the Network Rail network.

Price: C

<b>NR/L3/TRK/3230</b>	<b>Control of On-track Machines</b> Issue 2; Aug 08	<b>Compliance</b> 26/08/08	<b>Replaces</b> NR/PRC/MTC/TK0003 Iss 1; Jun 06
-----------------------	---	-------------------------------	---

This procedure defines the standard process, roles and responsibilities for the control on site of on track machine operations in maintenance worksites.

Price: E (Contains NR/BS/LI/305)

<b>NR/L3/TRK/3240</b>	<b>Preparation for use of On-track Machines</b> Issue 2; Aug 08	<b>Compliance</b> 26/08/08	<b>Replaces</b> NR/PRC/MTC/TK0004 Iss 1; Jun 06
-----------------------	---	-------------------------------	---

To ensure that tamping, stone blowing, dynamic track stabilisers and ballast regulating works deliver the required results in terms of agreed outputs, productivity, track geometry and longevity by mandating activities in the preparation of track for treatment with on-track machines (OTM). This maintenance procedure shall be used when planning, preparing & delivering OTM works and links to standard maintenance procedure NR/PRC/MTC/TK0002: "Planning of 'On-track' Machines".

Price: C

<b>NR/L3/TRK/3241</b>	<b>Marking of Track for Tamping Machines</b> Issue 2; Mar 19	<b>Compliance</b> 01/06/19	<b>Replaces</b> NR/L3/TRK/3241 Iss 1; Dec 11
-----------------------	--	-------------------------------	---

This document is one of two related control documents, the other being NR/L3/TRK/3242, that specify correct and accurate track marking for On Track Machines (OTM). Consistent track marking:

- helps to avoid confusion between the operators and Network Rail (NR) Technical Staff about the work required;
- helps to reduce or remove damage to infrastructure and prevents delays;
- enables tamping closer to obstructions where previously whole sleepers may otherwise have been missed by the On Track Machine which leads to better quality, and more accurately tamped track; and
- provides intangible benefits of:
  - increased engagement of the Track Geometry Supervisor (TGS) on site;
  - improved relationships and communication between NR and operators (external contractors) on site; and
  - greater "buy-in" to the pre-site preparation and design process.

Price: D

<b>NR/L3/TRK/3242</b>	<b>Marking of Track for Stoneblowing Machines</b> Issue 1; Dec 11	<b>Compliance</b> 01/04/12	<b>Replaces</b> New at Issue 82
-----------------------	---	-------------------------------	------------------------------------

This standard is part of a pair of related standards, the other being NR/L3/TRK/3241, Marking of track for tamping machines, that specify correct and accurate track marking. Consistent track marking will:

- avoid confusion between the operators and Network Rail Technical Staff about the work required;
- reduce or remove damage to infrastructure, preventing delays caused due to overrun as the damage is repaired. Sometimes such damage necessitates planning of further shifts which further reduce access for other works;
- provide intangible benefits of:
  - increased engagement of the TQS on site;
  - improved relationships and communication between NR and operators (external contractors) on site;
  - greater "buy-in" to the pre-site preparation and design process.

Price: D

<b>NR/L3/TRK/3250</b>	<b>Post-work Activities Following Works Using On-track Maintenance Machines</b> Issue 2; Aug 08	<b>Compliance</b> 26/08/08	<b>Replaces</b> NR/PRC/MTC/TK0005 Iss 1; Jun 06
-----------------------	---	-------------------------------	---

To ensure that on track machine treatment works deliver the required results in terms of agreed outputs, productivity, track geometry and longevity by mandating activities after treatment has been completed.

Price: C

<b>NR/L3/TRK/3260</b>	<b>Maintenance of an EPS (Enhanced Permissible Speed) Railway</b> Issue 1; Mar 09	<b>Compliance</b> 07/03/09	<b>Replaces</b> New at Issue 71
-----------------------	---	-------------------------------	------------------------------------

This document defines the roles, responsibilities and process within the track maintenance delivery units for the maintenance of Enhanced Permissible (EPS) routes.

Price: C

<b>NR/L3/TRK/3261</b>	<b>ATG (Absolute Track Geometry) Maintenance Process Using 'ATG Geometry Methods'</b> Issue 1; Mar 09	<b>Compliance</b> 07/03/09	<b>Replaces</b> New at Issue 71
-----------------------	---	-------------------------------	------------------------------------

This document defines the roles, responsibilities and process within the track maintenance delivery unit to maintain track alignment using 'ATG Geometry methods'.

Price: C

<b>NR/L3/TRK/3262</b>	<b>ATG (Absolute Track Geometry) Maintenance Process Using 'ATG Lite Method'</b> Issue 1; Mar 09	<b>Compliance</b> 07/03/09	<b>Replaces</b> New at Issue 71
-----------------------	--	-------------------------------	------------------------------------

This document defines the roles, responsibilities and process within the track maintenance delivery units to maintain track alignment using the 'ATG Lite method'.

Price: C

<b>NR/L3/TRK/3310</b>	<b>Re-gauging of Switch Units – Field Face to Field Face Method</b> Issue 1; Jun 12	<b>Compliance</b> 31/06/12	<b>Replaces</b> New at Issue 84
-----------------------	---	-------------------------------	------------------------------------

This document defines the roles, responsibilities and process within the track maintenance delivery units to maintain track alignment using the 'ATG Lite method'.

Price: D

<b>NR/L3/TRK/3402</b>	<b>Welding Process – Repair of Wheelburns and Squats</b> Issue 3; Dec 08	<b>Compliance</b> 01/03/09	<b>Replaces</b> NR/WI/TRK/03402 Iss 2; Aug 06
-----------------------	--	-------------------------------	--

The equipment and processes described in this Work Instruction are to be used by Network Rail and Contractor's welding staff when carrying out welding repairs to wheelburn and squat type defects in track.

Price: B

<b>NR/L3/TRK/3405</b>	<b>Recording on Site Derailment Information</b> Issue 2; Aug 08	<b>Compliance</b> 26/08/08	<b>Replaces</b> NR/L3/TRK/3405 Iss 1; Feb 07
-----------------------	---	-------------------------------	---

The purpose of this standard is to confirm the standardised track information requirements to be collected after a derailment occurs.


Price: D


<b>NR/L3/TRK/3406</b>	<b>Design, Installation and Maintenance of Modular Bearer Joints</b> Issue 3; Sep 18	<b>Compliance</b> 01/12/18	<b>Replaces</b> NR/L3/TRK/3406 Iss 2; Mar 18
-----------------------	--	-------------------------------	---

This standard gives requirements for the design, installation and maintenance of modular Switch and Crossings bearer joints. The standard is split into modules for each aspect.

The standard is intended to control the following failure modes and promote enhanced service life:

- Wide gauge
- Damaged and ineffective thread on dowels
- Bearer cracking
- Screws breaking
- Loose screws
- Twist faults due to joints

Price: C Standard only; Complete Phone Modules Marked  have Additional Video Content Available: Phone  
See below for details of modules and individual pricing

NR/L3/TRK/3406/	Title (and any applicable Letters of Instruction)	Issue	Issue Date	Price
01	Design and Positioning of Bearer Joints in Modular Switch and Crossing Layouts		TBC	
02	Installation of Modular S&C	1 	Sep 2018	C
03	Inspection and Maintenance of Modular Switch and Crossing Bearer Joints	1	Sep 2018	C

<b>NR/L3/TRK/3407</b>	<b>Management of Rail Welding</b> Issue 3; Aug 08	<b>Compliance</b> 26/08/08	<b>Replaces</b> NR/L3/MTC/TK0081 Iss 2; Oct 07
-----------------------	---	-------------------------------	--

This procedure applies to all aluminothermic and arc welding activities. It sets out the arrangements through which Network Rail complies with the minimum requirements for the management of rail welding on the permanent way, and of any consequent actions.

Price: C

<b>NR/L3/TRK/3510</b>	<b>Rail Friction Management</b> Issue 2; Sep 11	<b>Compliance</b> 03/09/11	<b>Replaces</b> NR/L3/TRK/3510 Iss 1; Mar 11
-----------------------	---	-------------------------------	---

This standard gives the minimum requirements for the installation, inspection, filling and maintenance of rail-mounted rail head friction management systems designed and approved for Network Rail's permanent way.

Price: B Standard only; Complete, E See below for details of modules and individual pricing

NR/L3/TRK/3510/	Title (and any applicable Letters of Instruction)	Issue	Issue Date	Price
A01	Lubrication of Plain Line Running Rails, S&C and Check Rails (Contains NR/BS/LI/305)	1	Mar 2011	D
B01	Use of Top of Rail Friction Modifiers (Contains NR/BS/LI/305)	1	Mar 2011	D
C01	Use of Traction Gel Applicators	1	Sep 2011	C

<b>NR/L3/TRK/3530</b>	<b>Track Lubricants</b> Issue 1; Jun 12	<b>Compliance</b> 01/09/12	<b>Replaces</b> New at Issue 84
-----------------------	---	-------------------------------	------------------------------------

Correct selection and use of track lubricants contributes to delivery of asset safety, reliability and life cycle cost reduction, by managing the friction at key track component interfaces and at the wheel-rail interface.

This product specification defines the minimum requirements for track lubricants used by Network Rail to lubricate:

- Running rails and check rails in plain line curves / switches and crossings;
- Switch and crossing slidechairs;
- Fishplated joints.

Price: B Standard only; Complete D See below for details of modules and individual pricing

NR/L3/TRK/3530/	Title	Issue	Issue Date	Price
A01	Curve Lubricants	1	Jun 2012	C
B01	S&C Slidechair Lubricants	1	Jun 2012	C
C01	Fishplated Joint Lubricants	1	Jun 2012	B

<b>NR/L3/TRK/3701</b>	<b>Preparation of Site Specific Method Statement for Rail Delivery</b> Issue 2; Aug 08	<b>Compliance</b> 26/08/08	<b>Replaces</b> NR/PRC/MTC/TK0060 Iss 1; Oct 05
-----------------------	--	-------------------------------	---

To provide a site specific method statement to complement national delivery service's generic method statements for the delivery of rail to maintenance worksites.

Price: D

<b>NR/L3/TRK/4004</b>	<b>Switch &amp; Crossing Assemblies</b> Issue 2; Mar 11	<b>Compliance</b> 04/06/11	<b>Replaces</b> See below
-----------------------	---	-------------------------------	------------------------------

Replaces: NR/SP/TRK/004 (RT/CE/S/004) Iss 1; Sep 96, RT/CE/S/073 Iss 1; Dec 03, NR/L2/TRK/9017 Iss 2; Aug 08

This standard specifies requirements for the manufacture and assembly of switch and crossings (S&C).

Price: E (Contains NR/BS/LI/283, NR/BS/LI/340, NR/BS/LI/365)

<b>NR/L3/TRK/4041</b>	<b>Maintaining Track Assets at Level Crossings</b> Issue 1; Jun 12	<b>Compliance</b> 01/09/12	<b>Replaces</b> New at Issue 84
-----------------------	--	-------------------------------	------------------------------------

This standard specifies the requirements for managing the installation, inspection, maintenance of track assets at operational level crossing infrastructure. It demonstrates that level crossing systems are compliant with legislation, reliable and safe.

Price: E

<b>NR/L3/TRK/4900</b>	<b>Track Gauge Specification</b> Issue 1; Mar 11	<b>Compliance</b> 03/03/12	<b>Replaces</b> New at Issue 79
-----------------------	--	-------------------------------	------------------------------------

This standard is required so that manufacturers supply Network Rail with gauges that we have control over and that meet our track standard requirements.

Price: D (Contains NR/BS/LI/336 (Expired))

<b>NR/L3/TRK/6001</b>	<b>Management of a Problem Statement</b> Issue 2; Aug 08	<b>Compliance</b> 26/08/08	<b>Replaces</b> NR/SP/TRK/6001 Iss 1; Feb 07
-----------------------	--	-------------------------------	--

The purpose of the document is to define:

- the process for the identification and development of a problem statement
- the information which must be presented to support a problem statement.

Price: C

<b>NR/L3/TRK/6002</b>	<b>The Specification and Design of Plain Line Track Renewals</b> Issue 2; Aug 08	<b>Compliance</b> 26/08/08	<b>Replaces</b> NR/L3/TRK/6002 Iss 1; Oct 07
-----------------------	--	-------------------------------	---

The purpose of the document is to define the procedure to be used for the specification and design of plain line track renewals that are required to address asset condition.

Price: D

<b>NR/L3/TRK/7002</b>	<b>Reporting of Permanent Way Failures and Incidents</b> Issue 2; Aug 08	<b>Compliance</b> 26/08/08	<b>Replaces</b> NR/L3/TRK/7002 Iss 1; Mar 08
-----------------------	--	-------------------------------	---

This document describes a numerical system for Hazard Ranking of Permanent Way failures and incidents. The system is based on the principles of the Network Rail Standard RT/E/S/10047: Management of Safety Related Reports for Signalling and Operational Telecom (S&T), which ranks failures and incidents on a scale of 0 to 228 based on impact to operational safety.

Price: B

<b>NR/L3/TRK/7004</b>	<b>Track Standard Drawings (RE/PW Series)</b> Issue 3; Mar 11	<b>Compliance</b> 04/06/11	<b>Replaces</b> NR/L2/TRK/7004 Iss 2; Aug 08
-----------------------	---	-------------------------------	---

The purpose of this standard is to specify a consistent presentational style for the production of Network Rail Standard Track Component and General Arrangement Drawings.

Price: D

<b>NR/L3/TRK/7005</b>	<b>Track Quality Requirements at Wheel Impact Load Detection System Locations</b> Issue 1; Dec 17	<b>Compliance</b> 02/06/18	<b>Replaces</b> New at Issue 106
-----------------------	---	-------------------------------	-------------------------------------

Wheel Impact Load Detection systems, such as Gotcha, identify vehicles with significant wheel defects and produce real-time information. This allows the risk of track damage or derailment to be reduced through identifying trains with wheel defects which are then run at slower speed or, in extreme cases, stopped.

Failure to maintain the track in accordance with this document will result in equipment being switched off, and track damaging wheelsets going undetected, which could result in broken rails and derailment.

Price: C

<b>NR/L3/TRK/7006</b>	<b>Creation and Application of Initial ESR Design</b> Issue 1; Mar 19	<b>Compliance</b> 06/03/21	<b>Replaces</b> New st Issue 111
-----------------------	---	-------------------------------	-------------------------------------

This document provides a process for completing an initial emergency speed restriction to support the control of the hazards associated with a train exceeding an emergency speed restriction, allowing the safe passage of rail traffic.

Price: C

## Work Instructions

NR/WI/TRK/03401	<b>Welding Process – Use of Welding Tents</b> Issue 2; Feb 07	Compliance	Replaces NR/WI/TRK/03401 Iss 1; Jan 06
-----------------	---	------------	---

The equipment and processes described in this Business Process Document are to be used by Network Rail and Contractors welding staff for the protection from the weather of staff, materials and worksites whilst installing aluminothermic welds.

Price: C

NR/WI/TRK/03404	<b>Welding Process – Use of Welding Umbrella and Support Clamp</b> Issue 1; Feb 07	Compliance	Replaces
-----------------	--	------------	----------

The equipment and processes described in this work instruction are to be used by Network Rail and Contractor's welding staff for the protection from the weather of staff, materials and worksites whilst installing aluminothermic welds and carrying out maintenance arc welding.

Price: C

## Guidance Notes

NR/GN/OTK/6201	<b>How to Manage Invasive, Non-Native and Harmful Plants</b> Issue 1; Mar 19	Compliance N/A	Replaces New at Issue 111
----------------	--	-------------------	------------------------------

This work instruction provides the methods and techniques for identifying, recording and managing infestations of invasive, non- native species (INNS) and harmful plants for those who undertake vegetation management activities on or near Network Rail Infrastructure.

Price: C

NR/GN/OTK/6202	<b>Protecting Railway Asset During Vegetation Work</b> Issue 1; Mar 19	Compliance N/A	Replaces New at Issue 111
----------------	--	-------------------	------------------------------

Wood waste generated from vegetation management can become hazardous when left on the lineside and when large amounts of cut material is collected or processed in one location.

Price: C

NR/GN/TRK/059	<b>Delivering High Quality S&amp;C Renewals</b> Issue 1; Jun 17	Compliance N/A	Replaces New at Issue 104
---------------	---	-------------------	------------------------------

This document forms part of a comprehensive set of resources available to the Supply Chain Community involved in the Specification, Design, Manufacture and Installation of Switch and Crossings on Network Rail Controlled Infrastructure. Its aim is to provide instruction, reference, guidance and training in the fulfilment of providing a consistent and quality service in the delivery of Switch and Crossings to our customers.

Price: E

NR/GN/TRK/060	<b>A Guide to Track Geometry Trend Analysis as a Precursor to Speed Restrictions</b> Issue 1; Jun 17	Compliance N/A	Replaces New at Issue 104
---------------	--	-------------------	------------------------------

This guidance document enables the identification of potential speed restriction and track safety related risks, through data analysis so that appropriate remedial or preventative actions can be applied (short/medium/long-term) to manage poor track conditions and reduce the likelihood of an unsafe condition or a speed restriction being imposed.

Price: B

## Associated Document

NR/GN/TRK/060/PG	<b>A Guide to Track Geometry Trend Analysis as a Precursor to Speed Restrictions</b> Issue 1; Jun 17	Compliance N/A	Replaces New at Issue 104
------------------	--	-------------------	------------------------------

Best practice guide to track geometry trend analysis

Price: E

NR/GN/TRK/065	<b>NR 60 Mark 2 Standardised S&amp;C – Assembly and Maintenance</b> Issue 1; Sep 18	Compliance N/A	Replaces New at Issue 109
---------------	---	-------------------	------------------------------

The purpose of this document is to provide guidance on the NR60 Mark 2 Standardised S&C System to:

- improve confidence in the system;
- increase reliability and productivity; and
- mitigate risks caused by installation errors introduced during assembly.





Price: D

NR/GN/TRK/7001	<b>Index of Track Work Information Sheets</b> Issue 15; Sep 18	Compliance N/A	Replaces NR/GN/TRK/7001 Iss 14; Dec 17
----------------	--	-------------------	---

This Guidance Note provides the index and version control to the Track Work Information Sheets (TWIs) to be used in connection with Standard Maintenance Procedures, Method Statements, Work Instructions and Track Training Framework training documentation.






Price: D Standard only; Complete Phone Modules Marked  have Additional Video Content Available: Phone See below for details of modules and individual pricing

## 4.23 TRACK ENGINEERING

NR/GN/TRK/7001	Title	Issue	Issue Date	Price
TWI 2B001	How to Open out and Box in	1	Mar 2005	A
TWI 2B002	How to Recognise Wet Bed Formation	1	Mar 2005	A
TWI 2B003	How to Prepare Trial Holes	1	Mar 2005	A
TWI 2B004	How to Regulate Ballast by Hand	2 	Feb 2013	A
TWI 2B005	How to Prevent Wet Bed Formation	1	Mar 2005	A
TWI 2B006	How to Treat Wet Beds Manually	3 	Jul 2013	B
TWI 2B007	How to Dig Out Contaminated Ballast	1	Mar 2005	A
TWI 2B008	How to Recognise Ballast Type	1	Mar 2005	A
TWI 2B009*	How to Maintain Catchpits	4	Mar 2005	A
TWI 2B011*	How to Recognise a Drain Failure	4	Mar 2005	A
TWI 2B012*	How to Maintain Drains	4	Mar 2005	A
TWI 2B013*	How to Inspect Drainage	4	Mar 2005	A
TWI 2B014*	How to Carry out Flood Warning Inspections	4	Mar 2005	A
TWI 2B016	How to Maintain Ash Ballasted Track	1	Mar 2005	A
TWI 2B017*	How to Maintain Open Drains, Watercourses and Ditches	4	Mar 2005	A
TWI 2C001	How to Change Fishplates	1	Mar 2005	A
TWI 2C002	How to Replace a Baseplate Plain Line	1	Mar 2005	A
TWI 2C003	How to Remove and Fit Screw Type Fastenings	1	Mar 2005	A
TWI 2C004	How to Remove and Fit Spike Fastenings	1	Mar 2005	A
TWI 2C007	How to Remove Seized Fastenings	1	Mar 2005	A
TWI 2C008	How to Install Maintenance Fastenings	1	Mar 2005	A
TWI 2C009	How to Fit an Insulator	1	Mar 2005	A
TWI 2C010	How to Install and Maintain Bullhead Keys	1	Mar 2005	A
TWI 2C012	How to Replace Pads	1	Mar 2005	A
TWI 2C013	How to Install a Standard AS Chairscrew	1	Mar 2005	A
TWI 2C014	How to Referrule	1	Mar 2005	A
TWI 2C015	How to Install Long Chairscrews	1	Mar 2005	A
TWI 2C016	How to Install a Maintenance Screw	1	Mar 2005	A
TWI 2C018	How to Recognise Inclined and Vertical Rail	1	Mar 2005	A
TWI 2C020	How to Replace a Fishbolt	1	Mar 2005	A
TWI 2C021	How to Recognise Fishbolt Types	1	Mar 2005	A
TWI 2C023	How to Recognise Fishplate Types	1	Mar 2005	A
TWI 2C024	How to Recognise Joint Types	1	Mar 2005	A
TWI 2C025	How to Change a Check Block Bolt	1	Mar 2005	A
TWI 2C027–2G032	How to Maintain Insulated Block Joints	2 	Jun 2013	D
TWI 2C030	How to Fit a Multi-Groove Locking (MGL) Pin	1	Mar 2005	A
TWI 2C031	How to Recognise a Broken Chair or Baseplate	1	Mar 2005	A
TWI 2C032	How to Maintain Direct Fastenings	1	Mar 2005	A
TWI 2C033	How to Install Maintenance Coils or Inserts	1	Mar 2005	A
TWI 2C036	How to Prevent Rail Creep	1	Mar 2005	A
TWI 2C037	How to Carry out a Gap Survey and Rail Adjusting on Jointed Track	5 	Apr 2015	C
TWI 2C038	How to Recognise Pad Failure	1	Mar 2005	A
TWI 2C040	How to Fit and Remove Rail Anchors	2	Mar 2012	A
TWI 2C043	How to Recognise Fastenings	1	Mar 2005	B
TWI 2C044	How to Carry out Basic Maintenance of Track Fastenings	1	Mar 2005	A
TWI 2C045	How to Maintain Tight Joints	1	Mar 2005	A
TWI 2C046	How to Recognise, Specify and Order Rail Pads	1	Mar 2005	A
TWI 2G001	How to Use a Track Jack	1	Mar 2005	A
TWI 2G002	How to Understand Critical Rail Temperature (CRT)	1	Mar 2005	A
TWI 2G003	How to Recognise and Use Insulated Tools	1	Mar 2005	A
TWI 2G004	How to Measure Voids	1	Mar 2005	A
TWI 2G005	How to Use an Ironman	1	Mar 2005	A
TWI 2G006	How to Use a Trolley	1	Mar 2005	A
TWI 2G007	How to Detect and Avoid Cables	1	Mar 2005	A
TWI 2G008	How to Recognise and Avoid Traction Return Bonds	1	Mar 2005	A
TWI 2G009	How to Identify Types of Welds	1	Mar 2005	A
TWI 2G010	How to Use a Rail Saw	1	Mar 2005	A
TWI 2G011	How to Use a Rail Drill	1	Mar 2005	A
TWI 2G012	How to Replace a Pot	1	Mar 2005	A
TWI 2G013	How to Avoid Detection Failure	1	Mar 2005	A
TWI 2G014	How To Use a Cross Level Transfer Gauge	1	Mar 2005	A
TWI 2G015	How to Use a Sighting Board	1	Mar 2005	A









## 4.23 TRACK ENGINEERING

## TRK Guidance

NR/GN/TRK/7001	Title	Issue	Issue Date	Price
TWI 2G016	How to Install Emergency Bridging Pieces	1	Mar 2005	A
TWI 2G017	How to Recognise a Potential Buckle Site	1	Mar 2005	A
TWI 2G018	How to Install an Emergency Indicator	3 	Apr 2015	B
TWI 2G019	How to Apply a Speed Restriction in an Emergency	1	Mar 2005	A
TWI 2G020	How to Install and Remove a Temporary AWS Magnet	3 	Apr 2015	C
TWI 2G022	How to Erect Speed Restriction Boards	2 	Nov 2013	C
TWI 2G028	How to Use a Vibrating Plate Compactor	1	Mar 2005	A
TWI 2G029	How to Cold Expand Fishbolt Holes in Rail	2	Aug 2017	C
TWI 2G030	How to Deal with Cracked or Broken Fishplates	1	Mar 2005	A
TWI 2G033	How to Install or Replace an end Post in Jointed Track	1	Mar 2005	A
TWI 2G035	How to Recognise Types of Insulated Joints	1	Mar 2005	A
TWI 2G036	How to Lift and Pack a Rail Joint	3 	Sep 2014	C
TWI 2G037	How to Install Emergency Clamped Fishplates	1	Mar 2005	A
TWI 2G040	How to Repair Lipping at an IBJ	1	Mar 2005	A
TWI 2G041	How to Install a Temporary Joint	1	Mar 2005	A
TWI 2G042	How to Carry out Flame Cutting (Burning)	1	Mar 2005	A
TWI 2G043	How to Carry out Disc Cutting Rail	1	Mar 2005	A
TWI 2G044	How to Deal with a Defective Rail	2	May 2007	A
TWI 2G045	How to Recognise Rolling Contact Fatigue (RCF)	1	Mar 2005	A
TWI 2G046	How to Move Rail Manually	1	Mar 2005	A
TWI 2G047	How to Measure Rail Depth	1	Mar 2005	A
TWI 2G048	How to Recognise Rail Wear	1	Mar 2005	A
TWI 2G049	How to Carry out Rail End Preparation	1	Mar 2005	A
TWI 2G050	How to Measure and Define Rail Temperature	1	Mar 2005	A
TWI 2G052	How to Recognise Wheel Burns	1	Mar 2005	A
TWI 2G055	How to Recognise a Twist Rail	1	Mar 2005	A
TWI 2G056	How to Dig a Cutter Bar Trench	1	Mar 2005	A
TWI 2G057	How to Use Track Circuit Operating Clips	1	Mar 2005	A
TWI 2G061	How to Recognise Gauge Spread	1	Mar 2005	A
TWI 2G063	How to Install a Gauge Stop	1	Mar 2005	A
TWI 2G064	How to Regauge Plain Line	1	Mar 2005	B
TWI 2G065	How to Install and Maintain a Tie Bar	1	Mar 2005	A
TWI 2G066	How to Remove an AD or BJB Sleeper	1	Mar 2005	A
TWI 2G068	How to Secure Sleepers at the Lineside	1	Mar 2005	A
TWI 2G070	How to Determine and Carry out Torque Settings	1	Mar 2005	A
TWI 2G071	How to Maintain Buffer Stops	1	Mar 2005	A
TWI 2G072	How to Remove and Dispose of Scrap and Debris	1	Mar 2005	A
TWI 2G073	How to Inspect a Conductor Rail	1	Mar 2005	A
TWI 2G074	How to Maintain Slab Track	1	Mar 2005	A
TWI 2G075	How to Maintain a Sand Drag	1	Mar 2005	A
TWI 2G076	How to Manage Sidewear	1	Mar 2005	A
TWI 2G077	How to Lubricate a Continuous Check Rail	1	Mar 2005	A
TWI 2G078	How to Work with DC Electrification	1	Mar 2005	A
TWI 2G079	How to Work with AC Electrification	1	Mar 2005	A
TWI 2G082	How to Use Rail Skates	1	Mar 2005	A
TWI 2G084	How to Use Rail Scooters	1	Mar 2005	A
TWI 2G085	How to Record Track Defects and Other Problems	1	Mar 2005	A
TWI 2G086	Competency Requirements	1	Mar 2005	A
TWI 2G092	How to Use a Dynamic Track Gauge	1	Mar 2005	A
TWI 2G093	Erection / Dismantling of Fusion Welding Tent	2	Dec 2006	A
TWI 2G094	Erection / Dismantling of Sheerspeed Welding Tent	2	Dec 2006	A
TWI 2G095	Erection / Dismantling of Welding Umbrella and Support	2	Dec 2006	A
TWI 2L001	How to Clean a Ballast Shoulder	1	Mar 2005	A
TWI 2L002	How to Maintain a Cess	1	Mar 2005	A
TWI 2L003	How to Install a Fence	2	Nov 2014	B
TWI 2L004	How to Maintain a Fence	2	Dec 2014	B
TWI 2L005	How to Carry out Weedkilling	1	Mar 2005	A
TWI 2L007	How to Maintain Signs	1	Mar 2005	A
TWI 2L008	How to Inspect Class III Boundary Measures	1	Mar 2017	C
TWI 2P002	How to Drill Other Than Normal Grade Rail	1	Mar 2005	A
TWI 2P003	How to Lubricate Fishplates	5 	Oct 2015	C
TWI 2P004	How to Turn Rail Upright	1	Mar 2005	A








## 4.23 TRACK ENGINEERING

## TRK Guidance


NR/GN/TRK/7001	Title	Issue	Issue Date	Price
TWI 2P005	How to Recognise Sleeper Types	1	Mar 2005	A
TWI 2P006	How to Tighten Plain Line Rail Fastenings	1	Mar 2005	B
TWI 2P007	How to Identify Rail Section and Steel	1	Mar 2005	A
TWI 2P008	How to Recognise Rail Defects by Visual Inspection	1	Mar 2005	B
TWI 2P009	How to Maintain a Rail Flange Lubricator	1	Mar 2005	A
TWI 2P010	How to Move Rail	1	Mar 2005	A
TWI 2P011	How to Install Rail (in CWR)	1	Mar 2005	A
TWI 2P012	How to Inspect, Adjust and Maintain Adjustment Switches	3 	Feb 2014	C
TWI 2P013	How to Understand Stressing	1	Mar 2005	B
TWI 2P014	How to Use Sidearms And Rollers	1	Mar 2005	A
TWI 2P015	How to Carry out Stressing Plain Line	1	Mar 2005	A
TWI 2P016	How to Use a Rail Tensor	1	Mar 2005	A
TWI 2P017	How to Carry out Unclipping and Clipping up of Flat Bottom Rail	1	Mar 2005	A
TWI 2P018	How to Recognise Track Type	1	Mar 2005	A
TWI 2P020	How to Measure the Switch Toe Opening	1	Mar 2005	A
TWI 2P021	How to Recognise Longitudinal Timber Deterioration	1	Mar 2005	A
TWI 2P023	How to Recognise Seized Joints	1	Mar 2005	A
TWI 2P024	How to Repair Seized (Frozen) Joints	1	Mar 2005	A
TWI 2P025	How to Recognise Plain Line Joint Defects	1	Mar 2005	A
TWI 2P026	How to Carry out Joint Straightening	2 	Jun 2017	B
TWI 2P027	How to Maintain Joints	1	Mar 2005	A
TWI 2P029	How to Change a Rail in Jointed Plain Line Track	1	Mar 2005	B
TWI 2P030	How to Carry out Resleepering	1	Mar 2005	A
TWI 2P031	How to Recognise Centre Bound Sleepers	1	Mar 2005	A
TWI 2P032	How to Recognise the Types of Concrete Sleeper	1	Mar 2005	A
TWI 2P033	How to Square Sleepers	1	Mar 2005	A
TWI 2P035	How to Maintain Steel Sleepered Track	1	Mar 2005	A
TWI 2P036	How to Change a Plain Wooden Sleeper by Hand	2 	Mar 2012	C
TWI 2P037	How to Pull Through a Timber Sleeper	1	Mar 2005	A
TWI 2P038	How to Turn a Timber Sleeper	1	Mar 2005	A
TWI 2P040	How to Shim a Joint	2 	Sep 2014	B
TWI 2P041	How to Adjust Sleeper Spacing	1	Mar 2005	A
TWI 2P042	How to Renew Adjustment Switch	1	Mar 2005	B
TWI 2P043a	How to Change a Concrete Sleeper by Hand	2 	Mar 2012	B
TWI 2P043b	How to Change a Concrete Sleeper Using an RRV	4 	Apr 2015	B
TWI 2P044	How to Maintain Guard Rail	1	Mar 2005	A
TWI 2P046	How to Move Short Rail Lengths	1	Mar 2005	A
TWI 2P047	How to Recognise End Bound Sleepers	1	Mar 2005	A
TWI 2P048	How to Change a Plain Line Baseplate or Chair	3 	Feb 2013	B
TWI 2S002	How to Recognise and Describe S&C Bearers	1	Mar 2005	A
TWI 2S003	How to Recognise Switch Types	1	Mar 2005	B
TWI 2S004	How to Lubricate Switches	1	Mar 2005	A
TWI 2S005	How to Change Blocks in S&C	1	Mar 2005	A
TWI 2S006	How to Tighten S&C Fastenings	1	Mar 2005	A
TWI 2S007	How to Recognise Strengthened S&C	1	Mar 2005	A
TWI 2S008	How to Use De-Icer	1	Mar 2005	A
TWI 2S009	How to Replace Baseplates in S&C	1	Mar 2005	A
TWI 2S010	How to Replace Slide Baseplates or Chairs in S&C	1	Mar 2005	B
TWI 2S013	How to Change a Crossing Timber	1	Mar 2005	A
TWI 2S014	How to Pull through S&C Timbers	1	Mar 2005	A
TWI 2S015	How to Recognise Bolt Failure	1	Mar 2005	A
TWI 2S016	How to Replace a Single Stud Bolt	1	Mar 2005	A
TWI 2S018	How to Replace a Fishplated Common Crossing	1	Mar 2005	B
TWI 2S019	How to Maintain Built up Crossings	1	Mar 2005	A
TWI 2S021	How to Recognise Types of Crossing	1	Mar 2005	A
TWI 2S026	How to Maintain Catchpoints and Spring Points	1	Mar 2005	A
TWI 2S031	How to Replace a Check Rail in S&C	1	Mar 2005	A
TWI 2S032	How to Change a Rail in CWR	1	Mar 2005	A
TWI 2S033	How to Carry out a Complete Treatment of Switches on Timber Bearers	4 	Jun 2014	D
TWI 2S037	How to Maintain Dry Slide Inserts	1	Apr 2005	A
TWI 2S038	How to Install End Plates	1	Apr 2005	A

## 4.23 TRACK ENGINEERING

## TRK Guidance

NR/GN/TRK/7001	Title	Issue	Issue Date	Price
TWI 2S040	How to Maintain Hand Points	1	Mar 2005	A
TWI 2S044	How to Treat a Hogged Switch Rail	1	Mar 2005	A
TWI 2S048	How to Regauge a Turnout	1	Mar 2005	A
TWI 2S049	How to Assess Basic S&C Maintenance Needs	1	Mar 2005	A
TWI 2S052	How to Secure Points out of Use – Selecting and Fitting the Correct Clip and Scotch	2	Aug 2014	B
TWI 2S055	How to Fit the Balfour Beatty Scotch Assembly to Secure Switches out of Use	1	Mar 2005	A
TWI 2S056	How to Maintain Switch Diamonds	1	Mar 2005	A
TWI 2S057	How to Replace a Switch Heater Pad or Cartridge	1	Mar 2005	A
TWI 2S059	How to Inspect Switch Heaters	1	Mar 2005	A
TWI 2S071	How to Maintain a Swing Nose Crossing	1	Mar 2005	A
TWI 2S072	How to Handle S&C	1	Mar 2005	A
TWI 2S073	How to Maintain a Continuous Check Rail	1	Mar 2005	A
TWI 2S074	How to Replace an S&C Check Chair	1	Mar 2005	A
TWI 2S075	How to Install a Rail Seating Pad in S&C	1	Mar 2005	A
TWI 2S077	How to Recognise Baseplates and Chairs in S&C	1	Mar 2005	A
TWI 2S079	How to Provide Manual Assistance to S&C Tamping	1	Mar 2005	A
TWI 2S080	How to Stoneblow S&C Using Hand-Held Stoneblowers	1	Mar 2005	A
TWI 2S081	How to Change a Half Set of Switches on Timber Bearers	2 	Feb 2013	C
TWI 2S082	How to Repair a Common Crossing Nose and Wingrail Using BV1000	1 	Aug 2013	B
TWI 2S083	How to Repair a Switch Blade Using BV1000	2 	Sep 2014	B
TWI 2T001	How to Permanently Mark out a Curve for Tamping	1	Mar 2005	A
TWI 2T003	How to Link Site Conditions to Alignment	1	Mar 2005	A
TWI 2T007	How to Carry out Measured Shovel Packing (MSP)	5 	Feb 2014	C
TWI 2T008	How to Prepare Track for Tamping	1	Mar 2005	A
TWI 2T009	How to Recognise Cyclic Top	1	Mar 2005	A
TWI 2T010	How to Carry out Kango Packing	2 	Mar 2012	B
TWI 2T010a	How to Carry out Orbital Tamper Packing	1 	Jun 2013	B
TWI 2T012	How to Carry out Lift and Pack Plain Line	1 	Dec 2011	B
TWI 2T013	How to Lift and Pack Plain Line	1	Mar 2005	A
TWI 2T014	How to Lift and Pack S&C	1	Mar 2005	A
TWI 2T018	How to Prepare Track for Stoneblowing	1	Mar 2005	A
TWI 2T019	How to Lower Track Under Traffic	1	Mar 2005	A
TWI 2T020	How to Look After Track After Lifting and Packing or Tamping	1	Mar 2005	A
TWI 2T023	How to Repair Misalignments by Hand	1	Mar 2005	A
TWI 2T024	How to Measure and Define Twist	1	Mar 2005	A
TWI 2T025	How to Carry out Hand-Held Stoneblowing on Plain Line	2	Jan 2016	A
TWI 2T026	How to Repair a Level 2 Exceedence	1	Mar 2005	A
TWI 3B002	How to Decide on Ballast Depth	1	Mar 2005	A
TWI 3B003	How to Understand Blanket Design	1	Mar 2005	A
TWI 3B004	How to Plan Ballast Regulation	1	Mar 2005	A
TWI 3B006	How to Manage Multiple Wet Bed Formation	1	Mar 2005	A
TWI 3B007	How to Carry out a Maintenance Ballast Drop	1	Mar 2005	A
TWI 3B008	How to Order Ballast	1	Mar 2005	A
TWI 3B009	How to Assess the Suitability of Stone	1	Mar 2005	A
TWI 3B010	How to Assess the Condition of Ballast	1	Mar 2005	A
TWI 3B011	How to Carry out Machine Reballasting	1	Mar 2005	A
TWI 3B013	How to Manage Subsidence	1	Mar 2005	B
TWI 3B014	How to Prepare Track for the Ballast Regulator	1	Mar 2005	A
TWI 3B015	How to Glue Ballast	1	Mar 2005	A
TWI 3B016	How to Regulate Ballast by Machine	1	Mar 2005	A
TWI 3B017	How to Assess the Quantity of Ballast Required for Maintenance	1	Mar 2005	A
TWI 3B018	How (& when) to Use Geotextiles	1	Mar 2005	A
TWI 3B019	How to Maintain a Syphon	1	Mar 2005	A
TWI 3B020	How to Clear a Culvert	1	Mar 2005	A
TWI 3B021	How to Manage Sub-Standard Ballast Depths	1	Mar 2005	A
TWI 3B022	How to Carry out Mechanical Ballast Cleaning	1	Mar 2005	A
TWI 3C003	How to Specify and Order Baseplates	1	Mar 2005	A
TWI 3C008	How to Order Pandrol Clips	1	Mar 2005	A
TWI 3C011	How to Specify the Correct Type of Insulator	1	Mar 2005	A
TWI 3C015	How to Manage Rail Creep	1	Mar 2005	A

NR/GN/TRK/7001	Title	Issue	Issue Date	Price
TWI 3C025	How to Assess the Condition of Timber Sleepers and Bearers	1	Mar 2005	A
TWI 3C026	How to Manage Dynamic Gauge Spread in Sleepered Track	1	Mar 2005	A
TWI 3C029	How to Decide Whether To Use Serviceable Material	1	Mar 2005	A
TWI 3C031	How to Assess and Manage the Life of Concrete Sleepers	1	Mar 2005	A
TWI 3C032	How to Specify the Correct Type of Sleeper	1	Mar 2005	A
TWI 3C034	How to Manage Concrete Sleepered Track	1	Mar 2005	A
TWI 3C035	How to Repair a Concrete Sleeper or Slab Fastening	1	Mar 2005	A
TWI 3C038	How to Order Large Track Components	1	Mar 2005	A
TWI 3G002	How to Decide on an Appropriate "Condition of Track" Speed Restriction	1	Mar 2005	A
TWI 3G003	How Line Speeds Are Determined	1	Mar 2005	A
TWI 3G006	How to Manage Permanent Increases in Line Speed	1	Mar 2005	A
TWI 3G008	How to Manage a Change in Traffic	1	Mar 2005	A
TWI 3G010	How to Decide on Whether to Use Steel Sleepers	1	Mar 2005	A
TWI 3G012	How to Install Cross-Track Ducts	1	Mar 2005	A
TWI 3G013	How to Manage Track with 3rd Rail Electrification	1	Mar 2005	A
TWI 3G014	How to Manage Track under OLE	1	Mar 2005	A
TWI 3G015	How to Order Fastenings	1	Mar 2005	A
TWI 3G016	How to Manage BR1 Track	1	Mar 2005	A
TWI 3G017	How to Order and Plan a Materials Train	1	Mar 2005	A
TWI 3G018	How to Maintain a Foot Crossing	2	Sep 2005	A
TWI 3G019	How to Maintain Track Through Level Crossings	1	Mar 2005	A
TWI 3G020	How to Manage Sidings and Depots	1	Mar 2005	A
TWI 3G023	How to Manage Cold Weather	1	Mar 2005	A
TWI 3G024	How to Manage Exceptionally Low Temperatures	1	Mar 2005	A
TWI 3G025	How to Manage Exceptionally Hot Weather	1	Mar 2005	A
TWI 3G026	How to Manage Hot Weather	1	Mar 2005	A
TWI 3G027	How to Manage Snow	1	Mar 2005	A
TWI 3G028	How to Manage Hot Weather Patrolling	1	Mar 2005	A
TWI 3G030	How to Manage a Reported Buckle	1	Mar 2005	A
TWI 3G031	How to Prevent Track Buckles	1	Mar 2005	A
TWI 3G032	How to Repair a Buckle	1	Mar 2005	A
TWI 3G033	How to Manage Alignment Faults	1	Mar 2005	A
TWI 3G034	How to Manage a Minor Derailment	1	Mar 2005	A
TWI 3G038	How to Manage a Blockade	1	Mar 2005	A
TWI 3G040	How to Plan a Blockade of the Line	1	Mar 2005	A
TWI 3G044	How to Manage a Watchman	1	Mar 2005	A
TWI 3G045	How to Manage a Bad Ride Report	1	Mar 2005	A
TWI 3G046	How to Manage Cab Riding	1	Mar 2005	A
TWI 3G047	How to Inspect a Closed Railway Prior to Re-opening to Traffic	1	Mar 2005	A
TWI 3G048	How to Inspect a Culvert	1	Mar 2005	A
TWI 3G053	How to Manage Track Geometry	1	Mar 2005	A
TWI 3G055	How to Carry out Reprofiting of the Railhead	1	Mar 2005	A
TWI 3G059	How to Assess the Number of Wagons Needed to Contain Spent Ballast	1	Mar 2005	A
TWI 3G060	How to Relay by Hand	1	Mar 2005	A
TWI 3G063	How to Relay Between Platforms	1	Mar 2005	A
TWI 3G065	How to Design Temporary Track Alignment	1	Mar 2005	A
TWI 3G066	How to Install a Built up S&C Layout	1	Mar 2005	A
TWI 3G070	How to Plan and Carry out Propelling	1	Mar 2005	A
TWI 3G073	How to Decide on Whether to Use a Wide Gap Weld	1	Mar 2005	A
TWI 3G077	How to Maintain Non-Ballasted Track	1	Mar 2005	A
TWI 3G079	How to Manage Maintenance on a Single Line	1	Mar 2005	A
TWI 3G082	How to Manage Rapid Response	1	Mar 2005	A
TWI 3G083	How to Decide on Whether to use a Watchman	1	Mar 2005	A
TWI 3G084	How to Plan the Use of Road/Rail Machinery	1	Mar 2005	A
TWI 3G086	How to Carry out Loose Sleeper Relaying	1	Mar 2005	A
TWI 3G089	How to Relay on a Single Line	1	Mar 2005	A
TWI 3G090	How to Use PUMs, PLUMS, PEMs and LEMs	1	Mar 2005	A
TWI 3G091	How to Use Sandite	1	Mar 2005	A
TWI 3G093	How to Remove an Emergency TSR	1	Mar 2005	A
TWI 3G094	How to Recognise a Bank Fire	1	Mar 2005	A
TWI 3G097	How to Manage the Operation of Manually Powered Points	1	Mar 2005	A

NR/GN/TRK/7001	Title	Issue	Issue Date	Price
TWI 3G099	How to Understand Rail Welding Techniques	1	Mar 2005	A
TWI 3G101	How to Carry out a Cat Scan of a Site	1	Mar 2005	A
TWI 3G109	How to Plan Mobile Flash Butt Welding	1	Mar 2005	A
TWI 3G114	How to Determine the Minimum Permissible Rail Depth	1	Mar 2005	A
TWI 3G115	How to Plan a Trackside Access	1	Mar 2005	A
TWI 3G116	How to Use Powered Trolleys	1	Mar 2005	A
TWI 3G120	How to Maintain Gauge	1	Mar 2005	A
TWI 3G122	How to Plan a Road Closure	1	Mar 2005	A
TWI 3G123	How to Use and Maintain Small Plant	1	Mar 2005	A
TWI 3G125	How to Assess Track Condition	1	Mar 2005	A
TWI 3G127	How to Manage the Use of Detonators	1	Mar 2005	A
TWI 3G128	How to Produce a Local Maintenance Plan	1	Mar 2005	B
TWI 3G129	How to Scope and Install a Head Repair Weld (HRW)	1 	Aug 2013	C
TWI 3G130	How to Determine Higher or Unusual Risk of Derailment in Track Assets	1	Apr 2016	A
TWI 3G131	How to Manage Residual Risk when Specifying Work to the Asset	1	Dec 2016	B
TWI 3L002	How to Manage Developing Cutting Failure	1	Mar 2005	A
TWI 3L003	How to Manage a Developing Embankment Slip	1	Mar 2005	A
TWI 3L005	How to Manage Fencing in a Rural Environment	1	Mar 2005	A
TWI 3L006	How to Manage Fencing in an Urban Environment	1	Mar 2005	A
TWI 3L007	How to Manage Risks Associated with Lineside Developments	1	Mar 2005	A
TWI 3L008	How to Manage Leaf-Fall	1	Mar 2005	A
TWI 3L009	How to Manage Vegetation	1	Mar 2005	A
TWI 3L012	How to Maintain a Safe Walking Route	1	Mar 2005	A
TWI 3L013	How to Clear Fly Tipping	1	Mar 2005	A
TWI 3L016	How to Carry out Clearance of Burrowing Animals and Pests	1	Mar 2005	A
TWI 3L017	How to Use LiDAR Risk Models	1	Mar 2017	B
TWI 3P006	How to Decide on an Appropriate Rail Steel	1	Mar 2005	A
TWI 3P010	How to Handle Long Lengths of Rail	1	Mar 2005	A
TWI 3P011	How to Lay out Long Lengths of Welded Rail Before Installation	1	Mar 2005	A
TWI 3P012	How to Install Long Welded Rails	1	Mar 2005	A
TWI 3P013	How to Calculate Critical Rail Temperature	1	Mar 2005	A
TWI 3P014	How to Manage CWR Track	1	Mar 2005	A
TWI 3P015	How to Order Sidearms and Rollers	1	Mar 2005	A
TWI 3P017	How to Manage Stress Records	2	Dec 2016	A
TWI 3P018	How to Manage Bullhead Track	1	Mar 2005	A
TWI 3P020	How to Manage Corrugations	1	Mar 2005	A
TWI 3P024	How to Order Fishplates and Fishbolts	1	Mar 2005	A
TWI 3P026	How to Order a Factory Made Insulated Joint	1	Mar 2005	A
TWI 3P028	How to Order Shims	1	Mar 2005	A
TWI 3P029	How to Avoid a Crippled Rail	1	Mar 2005	A
TWI 3P030	How to Manage Gall	1	Mar 2005	A
TWI 3P032	How to Monitor Rolling Contact Fatigue (RCF)	1	Mar 2005	A
TWI 3P033	How to Manage Sidewear	1	Mar 2005	A
TWI 3P034	How to Plan and Carry out Transposing	1	Mar 2005	A
TWI 3P036	How to Plan the Rerailing of Jointed Track	1	Mar 2005	A
TWI 3P038	How to Manage Rail Weight	1	Mar 2005	A
TWI 3P039	How to Manage Rails in Tunnels	1	Mar 2005	A
TWI 3P040	How to Decide on Rerailing	1	Mar 2005	A
TWI 3P044	How to Order Rail	1	Mar 2005	A
TWI 3P047	How to Order a Twist Rail	1	Mar 2005	A
TWI 3P048	How to Plan the Removal of Longitudinal Timbers	1	Mar 2005	A
TWI 3P049	How to Specify a Rail Flange Lubricator	1	Mar 2005	A
TWI 3P050	How to Decide on Whether to Use Strengthened Fishplates on Bullhead Track	1	Mar 2005	A
TWI 3P051	How to Refit a Continuous Check Rail	1	Mar 2005	A
TWI 3P052	How to Manage Intermittent Sidewear	1	Mar 2005	A
TWI 3P061	How to Measure and Define Lead and Lags	1	Mar 2005	A
TWI 3P066	How to Plan Rail Uncropping	1	Mar 2005	A
TWI 3P067	How to Plan and Organise Rail Adjusting	1	Mar 2005	A
TWI 3P071	How to Change a Defective Rail on a Heavily Sideworn Curve	1	Mar 2005	A
TWI 3P073	How to Maintain Jointed Track	1	Mar 2005	A

## 4.23 TRACK ENGINEERING

## TRK Guidance

NR/GN/TRK/7001	Title	Issue	Issue Date	Price
TWI 3P074	How to Maintain Longitudinal Timbers	1	Mar 2005	A
TWI 3S011	How to Measure and Record the Critical Details of S&C for Replacement	1	Mar 2005	B
TWI 3S038	How to Define and Measure the knuckle stagger	1	Mar 2005	A
TWI 3S050	How to Prepare an Order for a Crossing Timber	1	Mar 2005	A
TWI 3S060	How to Measure and Define a Check Rail Gap	1	Mar 2005	A
TWI 3S062	How to Manage a Defective Switch / Stock Rail	1	Mar 2005	A
TWI 3S073	How to Decide on Strategic Spares	1	Mar 2005	A
TWI 3S079	How to Manage Switch Wear	1	Mar 2005	A
TWI 3S082	How to Replace a Soleplate	1	Mar 2005	A
TWI 3S084	How to Recognise Whether a Crossing Can Be Weld Repaired	1	Mar 2005	A
TWI 3S087	How to Repair a Run-Through	1	Mar 2005	A
TWI 3S088	How to Recognise the Hand of a Crossing	1	Mar 2005	A
TWI 3S093	How to Tamp Switches and Crossings	1	Mar 2005	A
TWI 3S097	How to Re-Align S&C	1	Mar 2005	A
TWI 3S098	How to Change a Concrete S&C Bearer	1	Mar 2005	A
TWI 3S104	How to Unload Ballast through S & C	1	Mar 2005	A
TWI 3S105	How to Plain-Line S&C in an Emergency	1	Mar 2005	A
TWI 3S106	How To Install Gauge Management Shims for BPV Baseplates in S&C	1	Mar 2012	A
TWI 3S107	How to Install a Roller Baseplate	1	Jun 2014	C
TWI 3S108	Use of HP Rail within S&C	1	Oct 2015	B
TWI 3S109	Use of TGP8 and Protractor Gauges	1	Oct 2015	B
TWI 3T005	How to Define Alignment Schemes	1	Mar 2005	A
TWI 3T006	How to Use Cant and Cross Level Information	1	Mar 2005	A
TWI 3T007	How to Survey a Curve	1	Mar 2005	A
TWI 3T010	How to Set out a Curve	1	Mar 2005	A
TWI 3T011	How to Plan and Carry out Track Surveying	1	Mar 2005	A
TWI 3T012	How to Maintain Gauge	1	Mar 2005	A
TWI 3T019	How to Use a Continuous Action Tamper	1	Mar 2005	A
TWI 3T020	How to Plan a Dynamic Track Stabiliser (DTS)	1	Mar 2005	A
TWI 3T021	How to Recant Plain Line	1	Mar 2005	A
TWI 3T023	How to Maintain a Transition Curve	1	Mar 2005	A
TWI 3T028	How to Manage Cyclic Top	2 	Dec 2015	B
TWI 3T030	How to Maintain a High Speed Curve	1	Mar 2005	A
TWI 3T031	How to Maintain Lateral Resistance	1	Mar 2005	A
TWI 3T033	How to Formulate a Strategy for Stone Blowing	1	Mar 2005	A
TWI 3T034	How to Formulate a Strategy to Stabilise and Improve Track Condition	1	Mar 2005	A
TWI 3T040	How to Set out Track	1	Mar 2005	A
TWI 3T041	How to Manage Plain Line Tamping	1	Mar 2005	A
TWI 3T043	How to Slue Track by Machine	1	Mar 2005	A
TWI 3T045	How to Recognise and Manage Ballast Memory	1	Mar 2005	A
TWI 3T046	How to Understand Track Geometry Reports	1 	Dec 2013	D

\* Withdrawn on the publication of NR/L2/CIV/005 iss 1

### NR/GN/TRK/8001 Index of Track Bowties Issue 1; Jun 18

Compliance  
N/A

Replaces  
New at Issue 108

This document provides the index and version control to the Track Bowties, diagrams that are used to visualise how risks are managed.

Price: C Standard only; Complete phone

‡ Owing to their size, these modules are available as digital downloads only. See below for details of modules

NR/GN/TRK/8001/	Title	Issue	Issue Date	Price
0101	Track Bowtie – Broken Rail – Level 1	1	Jun 2018	‡
0102	Track Bowtie – Broken Rail – Level 2	1	Jun 2018	‡
0103	Track Bowtie – Broken Rail – Level 3	1	Jun 2018	‡
0201	Track Bowtie – Loss of Geometry (Twist and Cyclic top) Beyond Safety Limits – Level 1	1	Jun 2018	‡
0202	Track Bowtie – Loss of Geometry (Twist and Cyclic top) Beyond Safety Limits – Level 2	1	Jun 2018	‡
0203	Track Bowtie – Loss of Geometry (Twist and Cyclic top) Beyond Safety Limits – Level 3	1	Jun 2018	‡
0301	Track Bowtie – Loss of Geometry (Track Gauge) Beyond Safety Limits – Level 1	1	Jun 2018	‡
0302	Track Bowtie – Loss of Geometry (Track Gauge) Beyond Safety Limits – Level 2	1	Jun 2018	‡
0303	Track Bowtie – Loss of Geometry (Track Gauge) Beyond Safety Limits – Level 3	1	Jun 2018	‡
0401	Track Bowtie – Buckle Leading to Loss of Geometry (Horizontal Alignment) Beyond Safety Limits– Level 1	1	Jun 2018	‡
0402	Track Bowtie – Buckle Leading to Loss of Geometry (Horizontal Alignment) Beyond Safety Limits– Level 2	1	Jun 2018	‡
0403	Track Bowtie – Buckle Leading to Loss of Geometry (Horizontal Alignment) Beyond Safety Limits– Level 3	1	Jun 2018	‡
0501	Track Bowtie – Loss of Rail Profile Beyond Safe Operating Limits – Level 1	1	Jun 2018	‡

0502	Track Bowtie – Loss of Rail Profile Beyond Safe Operating Limits – Level 2	1	Jun 2018	‡
0503	Track Bowtie – Loss of Rail Profile Beyond Safe Operating Limits – Level 3	1	Jun 2018	‡
0601	Track Bowtie – Switches and Crossings: Failure to Provide Correct Guidance of Train Wheels – Level 1	1	Jun 2018	‡
0602	Track Bowtie – Switches and Crossings: Failure to Provide Correct Guidance of Train Wheels – Level 2	1	Jun 2018	‡
0603	Track Bowtie – Switches and Crossings: Failure to Provide Correct Guidance of Train Wheels – Level 3	1	Jun 2018	‡
0701	Track Bowtie - Loss of Structure Gauge Clearance and/or Passing Gauge Clearance Beyond Safety Limits – Level 1	1	Jun 2018	‡
0702	Track Bowtie - Loss of Structure Gauge Clearance and/or Passing Gauge Clearance Beyond Safety Limits – Level 2	1	Jun 2018	‡
0703	Track Bowtie - Loss of Structure Gauge Clearance and/or Passing Gauge Clearance Beyond Safety Limits – Level 3	1	Jun 2018	‡

<b>NR/GN/TRK/8203</b>	<b>NR 56V Standardised S&amp;C - Assembly and Maintenance</b> Issue 2; Sep 18	<b>Compliance</b> N/A	<b>Replaces</b> NR/GN/TRK/8203 Iss 1; Dec 16
-----------------------	--	--------------------------	---

The purpose of this document is to give an overview of the NR56V Standardised S&C System. The document covers the differences between NR56V and the previous designs, and also details the main components used in NR56V. Guidance is also included on recommended tooling for installation and maintenance. This will improve confidence in the system, and lead to increased reliability and productivity.

Price: D

### Special Inspection Notices

<b>NR/SIN/150</b>	<b>Inspection of Concrete Bearers in Balfour Beatty RT60 S&amp;C</b> Units Issue 1; Sep 16	<b>Compliance</b> 23/03/17	<b>Replaces</b> New at Issue 102
-------------------	---	-------------------------------	-------------------------------------

The purpose of this SIN is to identify the number of cracked concrete bearers in Balfour Beatty design RT60 S&C layouts.

Price: C  Additional Excel Content Available: Phone

<b>NR/SIN/157</b>	<b>Inspection of Tubular Stretcher Bars on Shallow Depth</b> Switches Fitted with an Adaptor Block Issue 1; Feb 17	<b>Compliance</b> 04/08/17	<b>Replaces</b> New at Issue 103
-------------------	---	-------------------------------	-------------------------------------

The purpose of this SIN is to check for loose rail fastenings that may have occurred due to settlement on web mounted tubular stretcher bars on shallow depth switches fitted with an adaptor block.

Price: C  Additional Excel Content Available: Phone

<b>NR/SIN/163</b>	<b>Identification and Inspection of Two-Levelled S&amp;C</b> Issue 1; Jun 17	<b>Compliance</b> 23/02/18	<b>Replaces</b> New at Issue 104
-------------------	---	-------------------------------	-------------------------------------

The purpose of this SIN is to identify all two levelled S&C layouts within the network and to check that all baseplates are installed in the correct locations throughout each layout. The SIN will also enhance the quality of data held on two levelled layouts in Ellipse, identify the limits of two levelling with bearer mounted labels and increase the awareness of two levelled layouts at a local level.

Price: D  Additional Excel Content Available: Phone

<b>NR/SIN/167</b>	<b>Track Geometry and Rail Ultrasonic Testing Inspection Plans</b> – Compliance Check Issue 1; Jul 17	<b>Compliance</b> 31/03/18	<b>Replaces</b> New at Issue 104
-------------------	--	-------------------------------	-------------------------------------

The purpose of this Special Inspection Notice (SIN) is to identify any areas of track that do not have compliant inspection plans for the following types of inspection:

- track geometry inspection
- rail ultrasonic testing

and to require updates to track inspection plans to bring about compliance.

Price: C  Additional Excel Content Available: Phone

<b>NR/SIN/183</b>	<b>Cast Crossing Inspection and Replacement - NR56 JEZ 1:13</b> Design Issue 1; Jul 18	<b>Compliance</b> 26/07/19	<b>Replaces</b> New at Issue 109
-------------------	---	-------------------------------	-------------------------------------

The purpose of this Special Inspection Notice is to:

- Validate the list of assets within Appendix D.
- Undertake detailed crossing inspection at sites listed in Appendix D.
- Conduct a risk based review and asset replacement programme.

Price: C

## 4.24 Documents Archived in the Last 15 Months

### 4.24 Documents Archived in the Last 15 Months

Historic 12/17		
References	Title	Replaced by/Status
NR/GN/TRK/7001 Issue 13	Index of Track Work Information Sheets (TWI)	NR/GN/TRK/7001 Issue 14
NR/L2/ELP/27307 Issue 3	Management of M&EE Safety Related Event Reports	NR/L2/ELP/27307 Issue 4
NR/L2/ELP/27500 Issue 1	Production of Isolation Diagrams, Isolation Instructions, Comprehensive Track Diagrams and Operations Diagrams	NR/L2/ELP/27500 Issue 2
NR/L2/INI/EDT/CP0091 Issue 2	Specification for Computer Aided Design	NR/L2/INI/EDT/CP0091 Issue 3
NR/L2/RSE/0005 Issue 1	Product Design for Reliability	NR/L2/RSE/0005 Issue 2
NR/L2/RSE/100 Issue 3	Network Rail Assurance Panel Processes	NR/L2/RSE/100 Issue 4
NR/L2/SIG/10662 Issue 9	Process for the Implementation of new or Revised Maintenance Regimes using Reliability Centred Maintenance	NR/L2/MTC/10662 Issue 10
NR/L2/TEL/30025 Issue 4	Standby Power Supply Requirements for Telecommunications Equipment	NR/L2/TEL/30025 Issue 5
NR/L2/TEL/30081 Issue 3	Specification for the Maintenance of Telecommunication Power Plant, Batteries, Inverters and Uninterruptible Power Supplies	NR/L3/TEL/30081 Issue 4
NR/L2/TEL/30089 Issue 2	Specification for the Maintenance of the Plessey (Hixon) AHB Telephone System	Withdrawn
NR/L2/TEL/30150 Issue 1	Telecom Infrastructure Decision Support Tool Handbook	Withdrawn
NR/L2/TRK/3100 Issue 3	Topographic, Engineering, Land and Measured Building Surveying – Strategy and General	NR/L2/TRK/3100 Issue 4
NR/L3/CIV/142 Issue 2	The Management of the Movement of Abnormal Road Loads	NR/L3/CIV/142 Issue 3
NR/L3/ELP/27237 Issue 13	Overhead Line Working Instructions	NR/L3/ELP/27237 Issue 14
NR/L3/INF/02226 Issue 2	Corporate Records Retention Schedule	NR/L3/INF/02226 Issue 3
NR/L3/INF/02226/Schedules Issue 3	Corporate Records Retention Schedule	NR/L3/INF/02226 Issue 3
NR/L3/INI/CP0068 Issue 2	Investment Projects Forms Index	Withdrawn
NR/L3/MTC/EP0203 Issue 2	Control and Amendment of Electrification Isolation Documentation	NR/L2/ELP/27550 Issue 1
NR/L3/NDS/308 Issue 1	The Loading Manual for Infrastructure Traffic	NR/L3/SCO/308 Issue 2
NR/L3/OPS/045 Issue 1	National Operating Procedures (NOPs) Index	NR/L3/OPS/045 Issue 2
NR/L3/SIG/11761 Issue 4	Handbook for EBI Track 200 Audio Frequency Track Circuit	NR/L3/SIG/11761 Issue 5
NR/L3/SIGELP/50001 Issue 3	Signalling Power Distribution Equipment above 175 Volts (Work Instructions)	NR/L3/SIGELP/50001 Issue 4
NR/L3/TRK/003 Issue 24	Index of Track Engineering Forms	NR/L3/TRK/003 Issue 25
NR/L3/TRK/3104 Issue 2	Asset Data Extraction and Topographic Surveying - Signalling	NR/L2/TRK/3100 Issue 4
NR/SP/ASR/036 Issue 4	Network Rail Assurance Framework	NR/L2/ASR/036 Issue 5
NR/WI/ELP/27051 Issue 4	Working Instructions for d.c. Electrified Lines in the Liverpool Area	NR/L3/ELP/27051 Issue 5
RT/CE/S/035 Issue 2 (NR/SP/CIV/035)	Assessment of Structures	NR/L2/CIV/035 Issue 1
RT/CE/S/036 Issue E1	Management of Gauging and Clearances	NR/L2/TRK/036 Issue 2

Historic 03/18		
References	Title	Replaced by/Status
NR/CS/TRK/05200 Issue 1	Vegetation	NR/L2/OTK/5201 Issue 1
NR/GN/ELP/27088 Issue 2	Layout of Overhead Line Equipment	NR/L2/ELP/27715 Issue 2
NR/GN/RMVP/27702 Issue 1	Plant Product Acceptance Process	NR/GN/RMVP/27702 Issue 2
NR/L1/RSK/001 Issue 1	Network Rail Risk Policy	NR/L1/RSK/001 Issue 2
NR/L2/CIV/086 Issue 6	Management of Earthworks Manual	NR/L2/CIV/086 Issue 7
NR/L2/CSG/STP001 Issue 6	Standards and Controls Management Manual	NR/L2/CSG/STP001 Issue 7
NR/L2/ELP/27715 Issue 1	Overhead Contact System Design Specification	NR/L2/ELP/27715 Issue 2
NR/L2/ELP/27730 Issue 1	Specification for 750 V DC Switchgear	NR/L2/ELP/27730 Issue 2
NR/L2/SIG/30009 Issue 12	Signalling Principles Handbook	NR/L2/SIG/30009 Issue 13
NR/L2/SIG/30014 Issue 12	Signalling Works Testing Handbook	NR/L2/SIG/30014 Issue 13
NR/L2/TEL/30076 Issue 2	Specification for the Maintenance of Processor Controlled Concentrators	NR/L3/TEL/30076 Issue 3
NR/L2/TEL/31001 Issue 3	Operational Telecommunications - Telecom Maintenance Testing & Failure Investigation Process (TMT&FIP)	NR/L2/TEL/31001 Issue 4
NR/L2/TRK/0032 Issue 6	Joining of Rails by Aluminothermic Welding	NR/L2/TRK/0032 Issue 7
NR/L2/TRK/5100 Issue 2	Management of Fencing and Other Boundary Measures	NR/L2/OTK/5100 Issue 1
NR/L2/TRK/5201 Issue 4	Management of Lineside Vegetation	NR/L2/OTK/5201 Issue 1
NR/L3/CIV/151/F010 Issue 10	Index of Standard Designs and Details for Building and Civil Engineering Works	NR/L3/CIV/151/F10 Issue 11
NR/L3/CPR/305 Issue 1	How to Change Utility Supplies	NR/L3/ENV/305 Issue 2
NR/L3/ELP/27237 Issue 14	Overhead Line Work Instructions	NR/L3/ELP/27237 Issue 15
NR/L3/ELP/27250 Issue 2	Conductor Rail Equipment Working Instructions	NR/L3/ELP/27250 Issue 3
NR/L3/INI/PG115/BIS/001 Issue 2	Document Management (Formerly NR/L3/INI/PG115/DM/001)	NR/L3/INI/P3M/131 Iss 1
NR/L3/INI/PG115/PS/015 Issue 2	Use of Earned Value Reporting in Investment Projects	NR/L3/INI/P3M/130 Iss 1
NR/L3/INI/PG115/PS/016 Issue 2	Earned Value Reporting – Guidance on Definitions and Acceptable Practices	NR/L3/INI/P3M/130 Iss 1
NR/L3/INI/PG115/PS/017 Issue 1	Earned Value Reporting – Guidance on Set Up and Maintenance of Primavera Schedules	NR/L3/INI/P3M/130 Iss 1
NR/L3/MTC/MG0173 Issue 1	Monitoring of Spoken Safety Communications	NR/L3/MTC/MG0173 Issue 2

## 4.24 Documents Archived in the Last 15 Months

References	Title	Replaced by/Status
NR/L3/MTC/MG0213 Issue 8	Index of Standard Maintenance Forms	NR/L3/MTC/MG0213 Issue 9
NR/L3/MTC/PL0175 Issue 5	Infrastructure Maintenance Planning Handbook	NR/L2/MTC/PL0175 Issue 6
NR/L3/MTC/RCS0216 Issue 10	Risk Control Manual	NR/L3/MTC/RCS0216 Issue 11
NR/L3/NDS/047 Issue 21	Train Operations Manual - Contents	Withdrawn
NR/L3/NDS/048 Issue 13	Train Operations Manual - Industry Mandatory Section	Withdrawn
NR/L3/NDS/312 Issue 1	National Delivery Service Forms Index	Withdrawn
NR/L3/NSC/313 Issue 1	On-Track Machines (OTMs) Driver and Operations Standards Manual	NR/L3/SCO/313 Issue 2
NR/L3/OPS/045 Issue 02	National Operating Procedures Index	NR/L3/OPS/045 Issue 3
NR/L3/SIG/10064 Issue 5	General Instructions to Staff Working on S&T Equipment	NR/L3/SIG/10064 Issue 6
NR/L3/SIG/10661 Issue 15	Signalling Maintenance Task Intervals	NR/L3/SIG/10661 Issue 16
NR/L3/SIG/10663 Issue 7	Signal Maintenance Specifications (SMS)	NR/L3/SIG/10663 Issue 8
NR/L3/SIG/10665 Issue 14	Reliability Centred Maintenance of Signalling Equipment	NR/L3/SIG/10665 Issue 15
NR/L3/SIG/11231 Issue 10	Signalling Maintenance Testing Handbook (SMTH)	NR/L3/SIG/11231 Issue 11
NR/L3/TRK/003 Issue 25	Index of Track Engineering Forms	NR/L3/TRK/003 Issue 26
NR/L3/TRK/3406 Issue 1	Installation of Modular S&C	NR/L3/TRK/3406 Issue 2
NR/SP/ELP/21074 Issue 2	Overhead Line Equipment Allocation Design for Railway Electrification (formerly RT/E/S/21074)	NR/L2/ELP/27715 Issue 2
NR/SP/ELP/21078 Issue 2	Design of Return Conductor Systems for AC Electrified Lines (formerly RT/E/S/21078)	NR/L2/ELP/27715 Issue 2
NR/SP/ELP/27042 Issue 2	The Location and Design of Designated Earth Points for Overhead Line Equipment (formerly RT/E/C/27042)	NR/L2/ELP/27715 Issue 2
NR/SP/ELP/27204 Issue 2	Specification for the Screening of Signals	NR/L2/ELP/27715 Issue 2
RT/E/C/11711 Issue 1	ERTMS Readiness	NR/L2/SIG/11711 Issue 2

### Historic 06/18

References	Title	Replaced by/Status
NR/GN/SIG/CAT005 Issue 51	Index of Network Rail Documents Relating to Signalling & Communications Equipment	NR/GN/SIG/CAT005 Issue 52
NR/GN/TRK/7001/TWI2B009 Issue 1	How to Maintain Catchpits	NR/L2/CIV/005/13 Issue 1
NR/GN/TRK/7001/TWI2B011 Issue 1	How to Recognise a Drain Failure	NR/L2/CIV/005 Issue 1
NR/GN/TRK/7001/TWI2B012 Issue 1	How to Maintain Drains	NR/L2/CIV/005/13 Issue 1
NR/GN/TRK/7001/TWI2B013 Issue 1	How to Inspect Drainage	NR/L2/CIV/005 Issue 1
NR/GN/TRK/7001/TWI2B014 Issue 1	How to Carry out Flood Warning Inspection	NR/L2/CIV/005 Issue 1
NR/GN/TRK/7001/TWI2B017 Issue 1	How to Maintain Open Drains, Watercourses and Ditches	NR/L2/CIV/005/14 Issue 1
NR/L1/TEL/30093 Issue 3	Telecoms Maintenance	NR/L2/TEL/31002 Issue 5
NR/L2/CPR/306 Issue 2	Disposal of Redundant Railway Assets	NR/L2/SCO/306 Issue 3
NR/L2/ENV/015 Issue 6	Contract Requirements Environment	NR/L2/ENV/015 Issue 7
NR/L2/ERG/003 Issue 5	Management of Fatigue: Control of Working Hours for Staff Undertaking Safety Critical Work	NR/L2/OHS/003 Issue 6
NR/L2/INF/02223 Issue 2	Information Security Classification	NR/L2/INF/02223 Issue 3
NR/L2/MTC/10662 Issue 10	Process for the Implementation of New or Revised Maintenance Regimes Using Reliability Centred Maintenance	NR/L2/MTC/10662 Issue 11
NR/L2/SIG/11201 Issue 10	Signalling Design Handbook	NR/L2/SIG/11201 Issue 11
NR/L2/SIG/3009 Issue 13	Signalling Principles Handbook	NR/L2/SIG/3009 Issue 14
NR/L2/TEL/30127 Issue 3	GSM-R Air Interface Functionality, Availability Management and Compliance Validation	NR/L2/TEL/30127 Issue 4
NR/L2/TEL/31002 Issue 4	Maintenance of Telecommunications Equipment	NR/L2/TEL/31002 Issue 5
NR/L2/TRK/038 Issue 5	Track Geometry: Management of Recording and of Immediate and Urgent Actions	NR/L2/TRK/038 Issue 6 RT/D/P/085 Issue 4
NR/L3/CIV/005 Issue 2	Railway Drainage Systems Manual	NR/L2/CIV/005 Issue 1
NR/L3/ENV/044 Issue 3	Track Maintenance, Renewal or Alteration – Used Ballast Handling	NR/L3/ENV/044 Issue 4
NR/L3/INI/CP0046 Issue 2	The Reporting and Investigation of Accidents and Incidents within Investment Projects and Asset Management Works Delivery	NR/L3/OHS/0046 Issue 3
NR/L3/INI/PG115/BIS/002 Issue 2	Corporate KPIs – Generation of the IPI Measures for Investment Projects	NR/L3/INI/P3M/129 Issue 1
NR/L3/MTC/MG0213 Issue 9	Index of Standard Maintenance Forms	NR/L3/MTC/MG0213 Issue 10
NR/L3/MTC/RCS0216 Issue 11	Risk Control Manual	NR/L3/MTC/RCS0216 Issue 12
NR/L3/NSC/311 Issue 2	Engineering and Management Control Arrangements for the National Supply Chain T&RS and OTM Fleet	NR/L3/SCO/311 Issue 3
NR/L3/OPS/045 Issue 3	National Operating Procedures Index	NR/L3/OPS/045 Issue 04
NR/L3/RVE/1006 Issue 1	Technical Audit Procedure for Rail Vehicle Engineering	NR/L3/RMVP/1006 Issue 2
NR/L3/SCO/313 Issue 2	On-Track Machines (OTMs) Driver and Operations Standards Manual	NR/L3/SCO/313 Issue 3
NR/L3/TEL/30090 Issue 3	Specification for the Maintenance of Telecoms Equipment Rooms	NR/L3/TEL/30090 Issue 4
NR/L3/TEL/30181 Issue 1	Telecoms Maintenance Work Instructions	NR/L3/TEL/30181 Issue 2

## 4.24 Documents Archived in the Last 15 Months

References	Title	Replaced by/Status
NR/SP/TEL/30133 Issue 1	Asset Condition Assessment for Telecommunications Equipment	NR/L3/TEL/30133 Issue 2
NR/L3/TRK/002/D08 Issue 1	Piped Drainage and Catchpit Maintenance	NR/L2/CIV/005 Issue 1
NR/L3/TRK/002/D18 Issue 1	Drainage Inspection	NR/L2/CIV/005 Issue 1
NR/SIN/164 Issue 1	Special Inspection of OLE Electrical Sections to Identify Staggered Limits	Closed
NR/SP/OHS/00106 Issue 2	Specialist Risk Assessment - Manual Handling	NR/L2/OHS/00106 Issue 3
RT/D/P/085 Issue 4	Management of Track Faults Found by Track Recording Vehicle	NR/L2/TRK/038 Issue 6

### Historic 09/18

References	Title	Replaced by/Status
NR/GN/SIG/14202 Issue 2	Prevention and Mitigation of Overruns – Risk Assessment of Signals	NR/L2/SIG/14201 Issue 3
NR/GN/TRK/7001 Issue 14	Index of Track Work Information Sheets (TWI)	NR/GN/TRK/7001 Issue 15
NR/GN/TRK/8203 Issue 1	NR56V Standardised S & C – Assembly and Maintenance	NR/GN/TRK/8203 Issue 2
NR/L2/CIV/086 Issue 7	Management of Earthworks	NR/L2/CIV/086 Issue 8
NR/L2/CIV/295 Issue 1	Scour Assessment of Bridges, Culverts and Retaining Walls	NR/L2/CIV/295 Issue 2
NR/L2/ELP/21087 Issue 7	Risk Based Maintenance for Overhead Line Electrification Assets	NR/L2/ELP/21087 Issue 8
NR/L2/ELP/27715 Issue 2	Overhead Contact System Design Specification	NR/L2/ELP/27715 Issue 3
NR/L2/ENV/015 Issue 7	Environment and Social Minimum Requirements – Design and Construction	WITHDRAWN
NR/L2/MTC/MG0012 Issue 5	Network Operations [Non-Operations] Briefing Process	NR/L2/MTC/MG0012 Issue 6
NR/L2/MTC/MG0042 Issue 4	The Reporting and Review of Maintenance Compliance Indicators	NR/L2/MTC/MG0042 Issue 5
NR/L2/RSK/001 Issue 1	Enterprise Risk Management	NR/L2/RSK/001 Issue 2
NR/L2/SIG/14201 Issue 2	Prevention and Mitigation of Overruns – Risk Assessment of Signals	NR/L2/SIG/14201 Issue 3
NR/L2/SIG/17002 Issue 25	SSI Applications Manual	NR/L2/SIG/17002 Issue 26
NR/L2/SIG/30009 Issue 13	Signalling Principles Handbook	NR/L2/SIG/30009 Issue 14
NR/L2/TRK/001 Issue 11	Inspection and Maintenance of Permanent Way	NR/L2/TRK/001 Issue 12
NR/L3/CTM/302 Issue 1	Production and Management of Training and Assessment Solutions	NR/L3/CTM/302 Issue 2
NR/L3/ELP/27115 Issue 3	Arrangements for Isolation of the Conductor Rail for Pre-Planned Possessions of the Line	NR/L3/ELP/27115 Issue 4
NR/L3/ELP/27237 Issue 15	Overhead Line Work Instructions	NR/L3/ELP/27237 Issue 16
NR/L3/MTC/MG0180 Issue 2	Production of Compliance Indicator Reports	NR/L3/MTC/MG0180 Issue 3
NR/L3/MTC/MG0213 Issue 10	Index of Standard Maintenance Forms	NR/L3/MTC/MG0213 Issue 11
NR/L3/MTC/MG0221 Issue 4	Network Operations Non-Operations Staff Management Self-Assurance Procedure	NR/L3/MTC/MG0221 Issue 5
NR/L3/MTC/RCS0216 Issue 12	Risk Control Manual	NR/L3/MTC/RCS0216 Issue 13
NR/L3/MTC/SE0117 Issue 3	Planned General Safety Inspections and Site Surveillance	NR/L2/MTC/SE0117 Issue 4
NR/L3/OCS/002 Issue 6	Driving Cab Passes	NR/L3/OPS/002 Issue 7
NR/L3/OPS/045 Issue 4	National Operating Procedures Index	NR/L3/OPS/045 Issue 5
NR/L3/OCS/084 Issue 3	Line Clear Arrangements Following Engineering Works in Axle Counter Areas – Line Clear Verification Process	NR/L3/OPS/084 Issue 4
RT/E/S/40028 Issue 1	Core Maintenance Specification for Traversers	NR/L3/RMVP/40028 Issue 2
RT/E/S/40031 Issue 1	Core Maintenance Specification for Wheeldrops	NR/L3/RMVP/40031 Issue 2
NR/L3/SIG/10064 Issue 6	General Instructions to Staff Working on S&T Equipment	NR/L3/SIG/10064 Issue 7
NR/L3/SIG/10661 Issue 16	Signal Maintenance Task Intervals	NR/L3/SIG/10661 Issue 17
NR/L3/SIG/10663 Issue 8	Signal Maintenance Specifications	NR/L3/SIG/10663 Issue 9
NR/L3/SIG/10665 Issue 15	Reliability Centred Maintenance of Signalling Equipment (RoSE)	NR/L3/SIG/10665 Issue 16
NR/L3/SIG/11231 Issue 11	Signal Maintenance Testing Handbook	NR/L3/SIG/11231 Issue 12
NR/L3/TRK/003 Issue 26	Index of Track Engineering Forms	NR/L3/TRK/003 Issue 27
NR/L3/TRK/3406 Issue 2	Installation of Modular S&C	NR/L3/TRK/3406 Issue 3
NR/TI095 Issue 4	Signal Overrun Risk Assessment	NR/L2/SIG/14201 Issue 3
NR/WI/ELP/3091 Issue E2	DC Electrified Lines Working Instructions	NR/L3/ELP/3091 Issue 4
NR/WI/ELP/27140 Issue 2	Application of Short Circuiting Straps for Conductor Rail Isolations	NR/L3/ELP/27140 Issue 3
RT/E/S/14200 Issue 1 (NT/SP/SIG/14200)	Prevention and Mitigation of Overruns – Risk Assessment Tools	NR/L2/SIG/14201 Issue 3
RT/E/WI/00109 Issue E1	Machine Switch out in Conjunction with the Trial of on Track Maintenance Machines	NR/L3/ELP/3091 Issue 4

### Historic 12/18

References	Title	Replaced by/Status
NR/GN/ELP/27010 Issue 2	Guidance for Compatibility Between Electric Trains and Electrification Systems	GM/RT2111 & GM/RT2113
NR/L1/INI/EDT/CP0090 Issue 1	Policy for Engineering Design Technology (EDT)	Withdrawn
NR/L2/ADG/003 Issue 1	Asset Data Exchange Plan	NR/L2/MTC/089 Issue 2
NR/L2/CIV/003 Issue 4	Engineering Assurance of Building and Civil Engineering Works	NR/L2/CIV/003 Issue 5
NR/L2/EBM/088 Issue 4	Arrangements for Maintenance of New and Changed Assets (formerly NR/L2/AMG/088)	NR/L2/MTC/089 Issue 2
NR/L2/INI/EDT/CP0091 Issue 3	Specification for Computer Aided Design	NR/L2/INI/EDT/CP0091 Issue 4
NR/L2/OCS/050 Issue 1	Route Crime Risk Management	Withdrawn
NR/L2/RMVP/0087 Issue 1	Management of Portable and Transportable Plant	NR/L2/RMVP/0200 Issue 10
NR/L2/RMVP/0200 Issue 9	Infrastructure Plant Manual	NR/L2/RMVP/0200 Issue 10

## 4.24 Documents Archived in the Last 15 Months

References	Title	Replaced by/Status
NR/L2/SIG/19820 Issue 1	Signalling Product Specifications	NR/L2/SIG/19820 Issue 2
NR/L3/CIV/151/F010 Issue 11	Index of Standard Designs and Details for Building and Civil Engineering Works	NR/L3/CIV/151/F010 Issue 12
NR/L3/EBM/089 Issue 1	Asset Management Plan	NR/L2/MTC/089 Issue 2
NR/L3/ELP/27250 Issue 3	Conductor Rail Equipment Working Instructions	NR/L3/ELP/27250 Issue 4
NR/L3/ELP/27424 Issue 1	750V DC Conductor Rail Equipment Design Manual	NR/L2/ELP/27250 Issue 4
NR/L3/ELP/29987 Issue 4	Working on or About 25 kV A.C. Electrified Lines	NR/L3/ELP/29987 Issue 5
NR/L3/INI/CP0067 Issue 2	Formal Briefing Process Arrangements Within Investment Projects	Withdrawn
NR/L3/INI/P3M/131 Issue 1	Document Management Manual	NR/L3/INI/P3M/131 Issue 2
NR/L3/MTC/II0219 Issue 1	Intelligent Infrastructure Remote Condition Monitoring Manual	NR/L3/MTC/II0219 Issue 2
NR/L3/MTC/MG0194 Issue 3	Management of 3rd Party Complaints	NR/L3/MTC/MG0194 Issue 4
NR/L3/MTC/MG0208 Issue 1	Project Interface Management	NR/L2/MTC/089 Issue 2
NR/L3/MTC/MG0213 Issue 11	Index of Standard Maintenance Forms	NR/L3/MTC/MG0213 Issue 12
NR/L3/MTC/MG0214 Issue 1	Critical Asset – Repeat Failure Escalation Process	NR/L3/MTC/MG0214 Issue 2
NR/L3/SCO/313 Issue 3	On-Track Machines (OTMs) Driver and Operations Standards Manual	NR/L3/SCO/313 Issue 4
NR/L3/TRK/003 Issue 27	Index of Track Engineering Forms	NR/L3/TRK/003 Issue 28
NR/SIN/162 Issue 1	Inspection of Dorman Classic and CLS LITE LED Signals	NR/SIN/162 Issue 2
RT/E/S/21131 Issue 1	Warning and Other Signs for AC and DC Electrified Lines	NR/L2/ELP/21131 Issue 2

# Catalogue Index

NR/CAT/STP001	23	NR/GN/TEL/30138	185	NR/L2/CTM/229	43
NR/CS/CTM/001	40	NR/GN/TEL/30139	185	NR/L2/ELP/1007	55
NR/CS/ENV/001	75	NR/GN/TEL/30140	185	NR/L2/ELP/21015	55
NR/CS/OHS/002	126	NR/GN/TEL/31106	185	NR/L2/ELP/21048	55
NR/CS/OHS/005	126	NR/GN/TEL/31109	185	NR/L2/ELP/21087	55
NR/CS/TEL/30101	172	NR/GN/TEL/50017	186	NR/L2/ELP/21088	56
NR/GN/CIV/001	35	NR/GN/TRK/059	207	NR/L2/ELP/21120	56
NR/GN/CIV/002	35	NR/GN/TRK/060	207	NR/L2/ELP/21131	56
NR/GN/CIV/025	35	NR/GN/TRK/060/PG	207	NR/L2/ELP/24011	56
NR/GN/CIV/163	35	NR/GN/TRK/065	207	NR/L2/ELP/24013	56
NR/GN/CIV/165	35	NR/GN/TRK/7001	207	NR/L2/ELP/25001	56
NR/GN/CIV/166	36	NR/GN/TRK/8001	214	NR/L2/ELP/27009	56
NR/GN/CIV/201	36	NR/GN/TRK/8203	215	NR/L2/ELP/27032	58
NR/GN/CIV/202	36	NR/L1/ADG/001	25	NR/L2/ELP/27212	58
NR/GN/CIV/203	36	NR/L1/AMG/1010	170	NR/L2/ELP/27213	58
NR/GN/CIV/208	36	NR/L1/CIV/032	27	NR/L2/ELP/27214	58
NR/GN/CIV/801	36	NR/L1/CIV/04	26	NR/L2/ELP/27229	58
NR/GN/CPR/401	46	NR/L1/CIV/094	27	NR/L2/ELP/27238	59
NR/GN/CTM/401	45	NR/L1/CPR/101	46	NR/L2/ELP/27239	59
NR/GN/CTM/402	45	NR/L1/CPR/102	46	NR/L2/ELP/27275	59
NR/GN/ELP/00004	71	NR/L1/CPR/103	46	NR/L2/ELP/27307	59
NR/GN/ELP/00011	71	NR/L1/ELP/27000	55	NR/L2/ELP/27311	59
NR/GN/ELP/00015	71	NR/L1/ENV/100	75	NR/L2/ELP/27314	60
NR/GN/ELP/24015	71	NR/L1/FIR/100	78	NR/L2/ELP/27320	60
NR/GN/ELP/27006	71	NR/L1/HSS/00126	125	NR/L2/ELP/27325	60
NR/GN/ELP/27010	71	NR/L1/INF/02232	79	NR/L2/ELP/27400	60
NR/GN/ELP/27019	72	NR/L1/INI/P3M/100	99	NR/L2/ELP/27401	60
NR/GN/ELP/27020	72	NR/L1/OHS/051	126	NR/L2/ELP/27402	60
NR/GN/ELP/27022	72	NR/L1/OHS/210	126	NR/L2/ELP/27411	60
NR/GN/ELP/27036	72	NR/L1/OPS/010	113	NR/L2/ELP/27428	60
NR/GN/ELP/27040	72	NR/L1/OPS/290	113	NR/L2/ELP/27500	61
NR/GN/ELP/27041	72	NR/L1/RMVP/0001	118	NR/L2/ELP/27550	61
NR/GN/ELP/27043	72	NR/L1/RSE/30040	137	NR/L2/ELP/27715	61
NR/GN/ELP/27138	72	NR/L1/RSK/001	98	NR/L2/ELP/27730	61
NR/GN/ELP/27186	72	NR/L1/SIG/30040	137	NR/L2/ELP/40045	61
NR/GN/ELP/27198	73	NR/L1/SIG/50021	137	NR/L2/ELP/40068	61
NR/GN/ELP/27230	73	NR/L1/TEL/30029	174	NR/L2/ELP/40069	61
NR/GN/ELP/27233	73	NR/L1/TEL/30092	174	NR/L2/ENV/015	75
NR/GN/ELP/27235	73	NR/L1/TEL/30099	174	NR/L2/ENV/050	75
NR/GN/ELP/27244	73	NR/L1/TEL/30100	174	NR/L2/ENV/115	75
NR/GN/ELP/27247	73	NR/L1/TEL/30102	174	NR/L2/ERG/24020	77
NR/GN/ELP/27310	73	NR/L1/TRK/002	191	NR/L2/HAM/02201	170
NR/GN/ELP/27312	73	NR/L1/XNG/100	106	NR/L2/HSS/020	125
NR/GN/ELP/27313	73	NR/L2/ADG/002	25	NR/L2/INF/02018	79
NR/GN/ELP/27315	73	NR/L2/AMG/02106	170	NR/L2/INF/02202	79
NR/GN/ELP/27319	73	NR/L2/AMG/1020	170	NR/L2/INF/02203	79
NR/GN/ELP/27407	74	NR/L2/AMG/1030	170	NR/L2/INF/02220	79
NR/GN/ELP/27415	74	NR/L2/AMG/1040	170	NR/L2/INF/02223	79
NR/GN/ELP/27600	74	NR/L2/ASR/036	125	NR/L2/INF/02230	79
NR/GN/ENV/004	76	NR/L2/CIV/003	27	NR/L2/INF/02237	79
NR/GN/INF/00850	81	NR/L2/CIV/005	27	NR/L2/INF/02242	80
NR/GN/INI/001	105	NR/L2/CIV/035	27	NR/L2/INI/02009	99
NR/GN/INI/0301	105	NR/L2/CIV/044	28	NR/L2/INI/0300	99
NR/GN/INI/P3M/150	105	NR/L2/CIV/072	28	NR/L2/INI/CP0043	99
NR/GN/MTC/00011	97	NR/L2/CIV/073	28	NR/L2/INI/CP0061	100
NR/GN/MTC/MG0226	97	NR/L2/CIV/074	28	NR/L2/INI/CP0070	100
NR/GN/MTC/MG0227	97	NR/L2/CIV/084	28	NR/L2/INI/CP0075	100
NR/GN/MTC/MG0228	97	NR/L2/CIV/086	28	NR/L2/INI/EDT/CP0091	100
NR/GN/OHS/00150	130	NR/L2/CIV/140	29	NR/L2/INI/P3M/101	100
NR/GN/OPS/005	117	NR/L2/CIV/168	31	NR/L2/INI/P3M/102	100
NR/GN/OTK/6201	207	NR/L2/CIV/169	31	NR/L2/INI/P3M/104	100
NR/GN/OTK/6202	207	NR/L2/CIV/171	31	NR/L2/INI/P3M/105	101
NR/GN/RMVP/0200	123	NR/L2/CIV/172	31	NR/L2/INI/PG114	100
NR/GN/RMVP/27700	123	NR/L2/CIV/177	31	NR/L2/INV/002	124
NR/GN/SIG/02022	162	NR/L2/CIV/295	31	NR/L2/MTC/006	82
NR/GN/SIG/02025	162	NR/L2/CPR/201	46	NR/L2/MTC/02020	82
NR/GN/SIG/10099	162	NR/L2/CPR/302	46	NR/L2/MTC/089	82
NR/GN/SIG/10670	162	NR/L2/CSG/10072	39	NR/L2/MTC/10662	82
NR/GN/SIG/17901	162	NR/L2/CSG/STP001	39	NR/L2/MTC/II0218	82
NR/GN/SIG/17902	162	NR/L2/CTM/012	40	NR/L2/MTC/MG0012	82
NR/GN/SIG/17903	163	NR/L2/CTM/013	41	NR/L2/MTC/MG0042	82
NR/GN/SIG/19002	163	NR/L2/CTM/014	42	NR/L2/MTC/PL0175	83
NR/GN/SIG/19012	163	NR/L2/CTM/018	42	NR/L2/MTC/SE0117	83
NR/GN/SIG/19020	163	NR/L2/CTM/021	42	NR/L2/NDS/205	108
NR/GN/SIG/19047	163	NR/L2/CTM/022	42	NR/L2/OCS/009	112
NR/GN/SIG/19053	163	NR/L2/CTM/025	42	NR/L2/OCS/031	112
NR/GN/SIG/19054	163	NR/L2/CTM/028	42	NR/L2/OCS/042	112
NR/GN/SIG/19101	164	NR/L2/CTM/201	42	NR/L2/OCS/060	112
NR/GN/SIG/19800	164	NR/L2/CTM/202	42	NR/L2/OCS/070	112
NR/GN/SIG/19801	164	NR/L2/CTM/205	43	NR/L2/OCS/095	112
NR/GN/SIG/50014	164	NR/L2/CTM/206	43	NR/L2/OCS/098	112
NR/GN/SIG/CAT005	23	NR/L2/CTM/207	43	NR/L2/OHS/00102	128
NR/GN/SIG/CAT006	23	NR/L2/CTM/209	43	NR/L2/OHS/00103	128
NR/GN/TEL/30037	185	NR/L2/CTM/220	43	NR/L2/OHS/00106	128
NR/GN/TEL/30065	185	NR/L2/CTM/222	43	NR/L2/OHS/00107	128
NR/GN/TEL/30137	185	NR/L2/CTM/223	43	NR/L2/OHS/00110	129

NR/L2/OHS/00112	129	NR/L2/SIG/17002	142	NR/L2/TEL/30122	179
NR/L2/OHS/00113	129	NR/L2/SIG/19608	145	NR/L2/TEL/30124	179
NR/L2/OHS/00117	129	NR/L2/SIG/19609	145	NR/L2/TEL/30125	179
NR/L2/OHS/00120	129	NR/L2/SIG/19803	145	NR/L2/TEL/30126	179
NR/L2/OHS/00123	129	NR/L2/SIG/19807	145	NR/L2/TEL/30127	179
NR/L2/OHS/00124	129	NR/L2/SIG/19809	145	NR/L2/TEL/30130	179
NR/L2/OHS/003	127	NR/L2/SIG/19820	145	NR/L2/TEL/30132	179
NR/L2/OHS/0044	127	NR/L2/SIG/30003	146	NR/L2/TEL/30134	179
NR/L2/OHS/0047	128	NR/L2/SIG/30004	146	NR/L2/TEL/30135	179
NR/L2/OHS/005	127	NR/L2/SIG/30009	146	NR/L2/TEL/30136	180
NR/L2/OHS/019	127	NR/L2/SIG/30010	146	NR/L2/TEL/30141	180
NR/L2/OHS/020	127	NR/L2/SIG/30014	147	NR/L2/TEL/30143	180
NR/L2/OHS/021	127	NR/L2/SIG/30015	149	NR/L2/TEL/30146	180
NR/L2/OHS/022	127	NR/L2/SIG/30017	149	NR/L2/TEL/30147	180
NR/L2/OHS/050	128	NR/L2/SIG/30019	149	NR/L2/TEL/30151	180
NR/L2/OHS/052	128	NR/L2/SIG/30021	149	NR/L2/TEL/30156	180
NR/L2/OHS/053	128	NR/L2/SIG/30027	149	NR/L2/TEL/30160	180
NR/L2/OHS/157	129	NR/L2/SIG/30035	150	NR/L2/TEL/30161	180
NR/L2/OPS/015	113	NR/L2/SIG/30036	150	NR/L2/TEL/30182	181
NR/L2/OPS/021	113	NR/L2/SIG/30038	150	NR/L2/TEL/30184	181
NR/L2/OPS/033	113	NR/L2/SIG/30050	150	NR/L2/TEL/31001	181
NR/L2/OPS/034	114	NR/L2/SIG/30060	150	NR/L2/TEL/31002	181
NR/L2/OPS/035	114	NR/L2/SIG/30070	150	NR/L2/TEL/31107	181
NR/L2/OPS/037	114	NR/L2/SIG/30080	150	NR/L2/TEL/31108	181
NR/L2/OPS/060	114	NR/L2/SIG/30081	150	NR/L2/TEL/31111	181
NR/L2/OPS/100	114	NR/L2/SIG/30097/0001	151	NR/L2/TEL/31114	181
NR/L2/OPS/101	114	NR/L2/SIG/30099	151	NR/L2/TRK/001	191
NR/L2/OPS/104	114	NR/L2/SIG/50010	151	NR/L2/TRK/001/BRIEFING	192
NR/L2/OPS/110	114	NR/L2/SIG/50019	151	NR/L2/TRK/0032	192
NR/L2/OPS/202	114	NR/L2/SIG/CAT003	23	NR/L2/TRK/012	192
NR/L2/OPS/250	115	NR/L2/SIGELP/27408	152	NR/L2/TRK/0132	193
NR/L2/OPS/254	115	NR/L2/SIGELP/27409	152	NR/L2/TRK/029	192
NR/L2/OPS/290	115	NR/L2/SIGELP/27410	152	NR/L2/TRK/030	192
NR/L2/OTK/5100	191	NR/L2/SIGELP/27416	152	NR/L2/TRK/036	192
NR/L2/OTK/5201	191	NR/L2/SIGELP/27417	152	NR/L2/TRK/038	192
NR/L2/PRO/001	38	NR/L2/SIGELP/27418	152	NR/L2/TRK/053	192
NR/L2/RMVP/0001	118	NR/L2/SIGELP/27419	152	NR/L2/TRK/061	193
NR/L2/RMVP/0002	118	NR/L2/SIGELP/27421	153	NR/L2/TRK/070	193
NR/L2/RMVP/0090	118	NR/L2/SIGELP/27422	153	NR/L2/TRK/1019	193
NR/L2/RMVP/0131	118	NR/L2/SIGELP/27423	153	NR/L2/TRK/1054	193
NR/L2/RMVP/0139	118	NR/L2/SIGELP/27501	153	NR/L2/TRK/1120	193
NR/L2/RMVP/0140	119	NR/L2/SIGELP/27725	153	NR/L2/TRK/2102	193
NR/L2/RMVP/0142	119	NR/L2/SIGELP/30007	153	NR/L2/TRK/2102/BRIEFING	194
NR/L2/RMVP/0172	119	NR/L2/SIGELP/50000	153	NR/L2/TRK/2500	194
NR/L2/RMVP/0200	119	NR/L2/TEL/00013	174	NR/L2/TRK/3011	194
NR/L2/RMVP/1332	119	NR/L2/TEL/30003	174	NR/L2/TRK/3038	194
NR/L2/RMVP/27701	119	NR/L2/TEL/30022	174	NR/L2/TRK/3100	194
NR/L2/RSE/0005	171	NR/L2/TEL/30025	174	NR/L2/TRK/3201	194
NR/L2/RSE/070	171	NR/L2/TEL/30026	175	NR/L2/TRK/3203	194
NR/L2/RSE/100	171	NR/L2/TEL/30027	175	NR/L2/TRK/4040	194
NR/L2/RSE/30041	171	NR/L2/TEL/30028	175	NR/L2/TRK/4100	194
NR/L2/RSK/001	98	NR/L2/TEL/30033	175	NR/L2/TRK/4239	195
NR/L2/RVE/0003	120	NR/L2/TEL/30034	175	NR/L2/TRK/6001	195
NR/L2/RVE/0130	120	NR/L2/TEL/30036	175	NR/L2/TRK/6100	195
NR/L2/RVE/0132	120	NR/L2/TEL/30066	175	NR/L2/TRK/8100	195
NR/L2/RVE/01327	120	NR/L2/TEL/30067	175	NR/L2/TRK/9016	195
NR/L2/RVE/0133	120	NR/L2/TEL/30069	175	NR/L2/XNG/200	106
NR/L2/RVE/0134	120	NR/L2/TEL/30070	176	NR/L2/XNG/300	106
NR/L2/RVE/0135	120	NR/L2/TEL/30072	176	NR/L2/XNG/310	106
NR/L2/RVE/0136	120	NR/L2/TEL/30073	176	NR/L3/AIF/003	25
NR/L2/RVE/1350	120	NR/L2/TEL/30075	176	NR/L3/AIF/005	25
NR/L2/SCO/203	109	NR/L2/TEL/30078	176	NR/L3/AMG/02107	170
NR/L2/SCO/306	109	NR/L2/TEL/30079	176	NR/L3/CIV/00012	32
NR/L2/SIG/10013	137	NR/L2/TEL/30080	176	NR/L3/CIV/006	31
NR/L2/SIG/10016	137	NR/L2/TEL/30083	176	NR/L3/CIV/020	32
NR/L2/SIG/10027	137	NR/L2/TEL/30084	176	NR/L3/CIV/023	32
NR/L2/SIG/10028	138	NR/L2/TEL/30085	176	NR/L3/CIV/024	32
NR/L2/SIG/10047	138	NR/L2/TEL/30086	177	NR/L3/CIV/028	32
NR/L2/SIG/10157	138	NR/L2/TEL/30087	177	NR/L3/CIV/030	33
NR/L2/SIG/10158	138	NR/L2/TEL/30094	177	NR/L3/CIV/037	33
NR/L2/SIG/10160	138	NR/L2/TEL/30095	177	NR/L3/CIV/038	33
NR/L2/SIG/10173	138	NR/L2/TEL/30097	177	NR/L3/CIV/039	33
NR/L2/SIG/11010	138	NR/L2/TEL/30098	177	NR/L3/CIV/040	33
NR/L2/SIG/11107	138	NR/L2/TEL/30105	177	NR/L3/CIV/041	33
NR/L2/SIG/11120	138	NR/L2/TEL/30109	177	NR/L3/CIV/065	33
NR/L2/SIG/11129	139	NR/L2/TEL/30110	177	NR/L3/CIV/071	33
NR/L2/SIG/11201	139	NR/L2/TEL/30111	178	NR/L3/CIV/076	34
NR/L2/SIG/11213	141	NR/L2/TEL/30112	178	NR/L3/CIV/142	34
NR/L2/SIG/11400	141	NR/L2/TEL/30113	178	NR/L3/CIV/151	34
NR/L2/SIG/11655	141	NR/L2/TEL/30114	178	NR/L3/CIV/151/F010	34
NR/L2/SIG/11704	141	NR/L2/TEL/30115	178	NR/L3/CIV/160	34
NR/L2/SIG/11711	141	NR/L2/TEL/30117	178	NR/L3/CIV/162	34
NR/L2/SIG/11766	141	NR/L2/TEL/30118	178	NR/L3/CIV/164	34
NR/L2/SIG/11774	142	NR/L2/TEL/30119	178	NR/L3/CIV/169	34
NR/L2/SIG/13251	142	NR/L2/TEL/30120	178	NR/L3/CIV/170	34
NR/L2/SIG/14201	142	NR/L2/TEL/30121	178	NR/L3/CIV/176	34

NR/L3/CIV/185	.35	NR/L3/MTC/EP0036	.84	NR/L3/SIG/10120	.154
NR/L3/CIV/190	.35	NR/L3/MTC/EP0037	.84	NR/L3/SIG/10661	.154
NR/L3/CIV/300	.35	NR/L3/MTC/EP0038	.84	NR/L3/SIG/10663	.154
NR/L3/CTM/131	.44	NR/L3/MTC/EP0039	.85	NR/L3/SIG/10665	.154
NR/L3/CTM/132	.44	NR/L3/MTC/EP0140	.85	NR/L3/SIG/11231	.155
NR/L3/CTM/301	.44	NR/L3/MTC/EP0141	.85	NR/L3/SIG/11303	.155
NR/L3/CTM/302	.44	NR/L3/MTC/EP0143	.85	NR/L3/SIG/11761	.156
NR/L3/CTM/303	.44	NR/L3/MTC/EP0152	.85	NR/L3/SIG/11767	.157
NR/L3/CTM/304	.44	NR/L3/MTC/EP0184	.85	NR/L3/SIG/19102	.157
NR/L3/CTM/305	.44	NR/L3/MTC/EP0185	.85	NR/L3/SIG/19272	.157
NR/L3/CTM/306	.45	NR/L3/MTC/EP0187	.85	NR/L3/SIG/19808	.157
NR/L3/CTM/307	.45	NR/L3/MTC/EP0189	.85	NR/L3/SIG/19810	.157
NR/L3/ELP/00110	.62	NR/L3/MTC/EP0196	.86	NR/L3/SIG/20047	.158
NR/L3/ELP/21067	.62	NR/L3/MTC/EP0232	.86	NR/L3/SIG/30011	.158
NR/L3/ELP/22001	.62	NR/L3/MTC/II0219	.86	NR/L3/SIG/30051	.158
NR/L3/ELP/27051	.62	NR/L3/MTC/MG0020	.86	NR/L3/SIG/30071	.158
NR/L3/ELP/27077	.62	NR/L3/MTC/MG0021	.86	NR/L3/SIG/30075	.158
NR/L3/ELP/27078	.62	NR/L3/MTC/MG0043	.86	NR/L3/SIG/30082	.158
NR/L3/ELP/27115	.63	NR/L3/MTC/MG0063	.86	NR/L3/SIG/31655	.158
NR/L3/ELP/27122	.63	NR/L3/MTC/MG0082	.86	NR/L3/SIG/MG0110	.159
NR/L3/ELP/27134	.63	NR/L3/MTC/MG0164	.87	NR/L3/SIG/SG0053	.159
NR/L3/ELP/27135	.63	NR/L3/MTC/MG0173	.87	NR/L3/SIG/SG0054	.159
NR/L3/ELP/27140	.63	NR/L3/MTC/MG0176	.87	NR/L3/SIG/SG0057	.159
NR/L3/ELP/27218	.63	NR/L3/MTC/MG0180	.87	NR/L3/SIG/SG0058	.159
NR/L3/ELP/27232	.63	NR/L3/MTC/MG0183	.87	NR/L3/SIG/SG0065	.159
NR/L3/ELP/27237	.63	NR/L3/MTC/MG0194	.87	NR/L3/SIG/SG0079	.159
NR/L3/ELP/27240	.64	NR/L3/MTC/MG0197	.87	NR/L3/SIG/SG0093	.159
NR/L3/ELP/27241	.69	NR/L3/MTC/MG0208	.88	NR/L3/SIG/SG0108	.159
NR/L3/ELP/27250	.69	NR/L3/MTC/MG0210	.88	NR/L3/SIG/SG0111	.160
NR/L3/ELP/27404	.69	NR/L3/MTC/MG0213	.88	NR/L3/SIG/SG0138	.160
NR/L3/ELP/27406	.69	NR/L3/MTC/MG0214	.88	NR/L3/SIG/SG0139	.160
NR/L3/ELP/29987	.70	NR/L3/MTC/MG0217	.88	NR/L3/SIG/SG0154	.160
NR/L3/ELP/3091	.62	NR/L3/MTC/MG0221	.88	NR/L3/SIG/SG0155	.160
NR/L3/ENV/044	.76	NR/L3/MTC/MG0224	.88	NR/L3/SIG/SG0162	.160
NR/L3/ENV/305	.76	NR/L3/MTC/MG0229	.88	NR/L3/SIG/SG0163	.160
NR/L3/FIR/101	.78	NR/L3/MTC/MG0230	.89	NR/L3/SIG/SG0166	.160
NR/L3/FIR/102	.78	NR/L3/MTC/MG0231	.89	NR/L3/SIGELP/27420	.161
NR/L3/FIR/103	.78	NR/L3/MTC/PL0067	.89	NR/L3/SIGELP/27425	.161
NR/L3/FIR/105	.78	NR/L3/MTC/PL0095	.89	NR/L3/SIGELP/27427	.161
NR/L3/FIR/106	.78	NR/L3/MTC/PL0151	.89	NR/L3/SIGELP/50001	.161
NR/L3/FIR/107	.78	NR/L3/MTC/PL0159	.89	NR/L3/SIGELP/50002	.161
NR/L3/FIR/108	.78	NR/L3/MTC/PL0160	.89	NR/L3/SIGELP/50003	.162
NR/L3/FIR/109	.78	NR/L3/MTC/PL0211	.89	NR/L3/TEL/0022	.182
NR/L3/INF/02204	.80	NR/L3/MTC/PL0215	.90	NR/L3/TEL/0023	.182
NR/L3/INF/02221	.80	NR/L3/MTC/RCS0216	.90	NR/L3/TEL/0092	.182
NR/L3/INF/02222	.80	NR/L3/MTC/SE0089	.95	NR/L3/TEL/30071	.182
NR/L3/INF/02224	.80	NR/L3/MTC/SE0090	.95	NR/L3/TEL/30074	.182
NR/L3/INF/02225	.80	NR/L3/MTC/SE0091	.95	NR/L3/TEL/30076	.182
NR/L3/INF/02226	.80	NR/L3/MTC/SE0116	.95	NR/L3/TEL/30077	.182
NR/L3/INF/02231	.81	NR/L3/MTC/SE0120	.96	NR/L3/TEL/30081	.182
NR/L3/INF/02236	.81	NR/L3/MTC/SE0195	.96	NR/L3/TEL/30082	.182
NR/L3/INF/02245	.81	NR/L3/MTC/SE0206	.96	NR/L3/TEL/30088	.183
NR/L3/INI/CI0029	.101	NR/L3/MTC/SE0207	.96	NR/L3/TEL/30090	.183
NR/L3/INI/CP0028	.101	NR/L3/MTC/SE0212	.96	NR/L3/TEL/30105	.183
NR/L3/INI/CP0036	.101	NR/L3/MTC/SE0220	.96	NR/L3/TEL/30106	.183
NR/L3/INI/CP0063	.101	NR/L3/MTC/SG0019	.96	NR/L3/TEL/30108	.183
NR/L3/INI/CP0064	.101	NR/L3/MTC/TE0066	.96	NR/L3/TEL/30133	.183
NR/L3/INI/CP0074	.101	NR/L3/NDS/006	.108	NR/L3/TEL/30162	.183
NR/L3/INI/CP0077	.102	NR/L3/NDS/305	.108	NR/L3/TEL/30170	.183
NR/L3/INI/P3M/120	.102	NR/L3/NDS/306	.108	NR/L3/TEL/30181	.183
NR/L3/INI/P3M/121	.102	NR/L3/NDS/307	.108	NR/L3/TEL/31103	.184
NR/L3/INI/P3M/122	.103	NR/L3/OHS/00125	.130	NR/L3/TEL/31104	.184
NR/L3/INI/P3M/123	.103	NR/L3/OHS/00133	.130	NR/L3/TEL/33000	.184
NR/L3/INI/P3M/124	.103	NR/L3/OHS/0046	.130	NR/L3/TEL/33001	.184
NR/L3/INI/P3M/125	.103	NR/L3/OHS/019-IP	.130	NR/L3/TEL/40047	.184
NR/L3/INI/P3M/126	.103	NR/L3/OHS/MTC/0150	.130	NR/L3/TRK/002	.195
NR/L3/INI/P3M/127	.103	NR/L3/OHS/NDS/301	.130	NR/L3/TRK/003	.197
NR/L3/INI/P3M/128	.103	NR/L3/OPS/002	.115	NR/L3/TRK/0030	.200
NR/L3/INI/P3M/129	.103	NR/L3/OPS/009	.115	NR/L3/TRK/02201	.202
NR/L3/INI/P3M/130	.104	NR/L3/OPS/045	.115	NR/L3/TRK/055	.200
NR/L3/INI/P3M/131	.104	NR/L3/OPS/084	.117	NR/L3/TRK/1010	.200
NR/L3/INI/P3M/132	.104	NR/L3/OPS/111	.117	NR/L3/TRK/1011	.200
NR/L3/INI/P3M/133	.104	NR/L3/OPS/251	.117	NR/L3/TRK/1012	.200
NR/L3/INI/PG115	.102	NR/L3/OPS/303	.117	NR/L3/TRK/1013	.201
NR/L3/INI/TK0027	.104	NR/L3/RMVP/0201	.121	NR/L3/TRK/1014	.201
NR/L3/INI/TK0040	.104	NR/L3/RMVP/1006	.123	NR/L3/TRK/1015	.201
NR/L3/INV/3001	.124	NR/L3/RMVP/40028	.123	NR/L3/TRK/1016	.201
NR/L3/MTC/EN0098	.83	NR/L3/RMVP/40031	.123	NR/L3/TRK/1017	.201
NR/L3/MTC/EN0099	.83	NR/L3/RMVP/40035	.123	NR/L3/TRK/1018	.201
NR/L3/MTC/EN0100	.83	NR/L3/SCO/308	.109	NR/L3/TRK/1101	.201
NR/L3/MTC/EN0101	.83	NR/L3/SCO/311	.109	NR/L3/TRK/1102	.201
NR/L3/MTC/EN0102	.84	NR/L3/SCO/313	.110	NR/L3/TRK/2049	.202
NR/L3/MTC/EN0103	.84	NR/L3/SCO/314	.110	NR/L3/TRK/2070	.202
NR/L3/MTC/EN0104	.84	NR/L3/SCO/320	.111	NR/L3/TRK/3001	.202
NR/L3/MTC/EN0105	.84	NR/L3/SIG/10046	.154	NR/L3/TRK/3011	.202
NR/L3/MTC/EN0225	.84	NR/L3/SIG/10064	.154	NR/L3/TRK/3012	.202

NR/L3/TRK/3013	202	NR/SP/CTM/016	40	NR/WI/ELP/27096	70
NR/L3/TRK/3105	202	NR/SP/CTM/017	40	NR/WI/ELP/27114	70
NR/L3/TRK/3122	203	NR/SP/CTM/032	40	NR/WI/ELP/27116	70
NR/L3/TRK/3201	203	NR/SP/ELP/21014	47	NR/WI/ELP/27127	70
NR/L3/TRK/3202	203	NR/SP/ELP/21018	47	NR/WI/ELP/27171	70
NR/L3/TRK/3220	203	NR/SP/ELP/21019	47	NR/WI/ELP/27173	71
NR/L3/TRK/3230	203	NR/SP/ELP/21020	47	NR/WI/ELP/27231	71
NR/L3/TRK/3240	203	NR/SP/ELP/21021	47	NR/WI/SIG/00111	162
NR/L3/TRK/3241	203	NR/SP/ELP/21024	47	NR/WI/TEL/30102	184
NR/L3/TRK/3242	204	NR/SP/ELP/21026	47	NR/WI/TEL/30103	184
NR/L3/TRK/3250	204	NR/SP/ELP/21028	48	NR/WI/TEL/30104	184
NR/L3/TRK/3260	204	NR/SP/ELP/21030	48	NR/WI/TEL/30123	184
NR/L3/TRK/3261	204	NR/SP/ELP/21032	48	NR/WI/TRK/03401	207
NR/L3/TRK/3262	204	NR/SP/ELP/21033	48	NR/WI/TRK/03404	207
NR/L3/TRK/3310	204	NR/SP/ELP/21036	48	RT/CE/C/015	36
NR/L3/TRK/3402	204	NR/SP/ELP/21041	48	RT/CE/P/018	187
NR/L3/TRK/3405	204	NR/SP/ELP/21046	48	RT/CE/P/027	187
NR/L3/TRK/3406	205	NR/SP/ELP/21051	48	RT/CE/P/044	26
NR/L3/TRK/3407	205	NR/SP/ELP/21060	49	RT/CE/S/001	189
NR/L3/TRK/3510	205	NR/SP/ELP/21066	49	RT/CE/S/002	187
NR/L3/TRK/3530	205	NR/SP/ELP/21073	49	RT/CE/S/005	189
NR/L3/TRK/3701	205	NR/SP/ELP/21075	49	RT/CE/S/008	187
NR/L3/TRK/4004	205	NR/SP/ELP/21081	49	RT/CE/S/009	187
NR/L3/TRK/4041	206	NR/SP/ELP/21082	49	RT/CE/S/010	189
NR/L3/TRK/4900	206	NR/SP/ELP/21085	49	RT/CE/S/013	189
NR/L3/TRK/6001	206	NR/SP/ELP/21104	49	RT/CE/S/014	188
NR/L3/TRK/6002	206	NR/SP/ELP/21106	49	RT/CE/S/016	189
NR/L3/TRK/7002	206	NR/SP/ELP/21107	50	RT/CE/S/019	189
NR/L3/TRK/7004	206	NR/SP/ELP/21112	50	RT/CE/S/021	189
NR/L3/TRK/7005	206	NR/SP/ELP/21130	50	RT/CE/S/023	190
NR/L3/TRK/7006	206	NR/SP/ELP/27021	50	RT/CE/S/024	190
NR/PRC/MPI/CP0037	99	NR/SP/ELP/27030	50	RT/CE/S/025	190
NR/PRC/MPI/ST0029	99	NR/SP/ELP/27044	50	RT/CE/S/026	190
NR/PRC/MPI/TK0022	99	NR/SP/ELP/27169	50	RT/CE/S/027	190
NR/PS/ELP/00003	53	NR/SP/ELP/27175	50	RT/CE/S/028	190
NR/PS/ELP/00006	53	NR/SP/ELP/27176	50	RT/CE/S/033	190
NR/PS/ELP/00007	53	NR/SP/ELP/27178	50	RT/CE/S/034	188
NR/PS/ELP/00008	53	NR/SP/ELP/27183	51	RT/CE/S/037	188
NR/PS/ELP/00021	53	NR/SP/ELP/27192	51	RT/CE/S/042	188
NR/PS/ELP/00022	53	NR/SP/ELP/27193	51	RT/CE/S/043	190
NR/PS/ELP/21072	54	NR/SP/ELP/27195	51	RT/CE/S/050	188
NR/PS/ELP/21101	54	NR/SP/ELP/27200	51	RT/CE/S/051	188
NR/PS/ELP/27182	54	NR/SP/ELP/27202	51	RT/CE/S/052	190
NR/PS/ELP/27184	54	NR/SP/ELP/27203	51	RT/CE/S/056	188
NR/PS/ELP/27185	54	NR/SP/ELP/27205	51	RT/CE/S/057	188
NR/PS/ELP/27187	54	NR/SP/ELP/27210	51	RT/CE/S/063	188
NR/PS/ELP/27188	54	NR/SP/ELP/27217	51	RT/CE/S/064	189
NR/PS/ELP/27189	54	NR/SP/ELP/27224	52	RT/CE/S/069	126
NR/PS/ELP/27196	54	NR/SP/ELP/27228	52	RT/CE/S/077	189
NR/PS/ELP/27219	55	NR/SP/ELP/27234	52	RT/CE/S/080	26
NR/PS/ELP/27220	55	NR/SP/ELP/27242	52	RT/CE/S/082	26
NR/PS/ELP/27236	55	NR/SP/ELP/27243	52	RT/CE/S/087	26
NR/PS/SIG/00018	135	NR/SP/ELP/27300	52	RT/CE/S/089	26
NR/PS/SIG/19802	135	NR/SP/ELP/40041	52	RT/CE/S/091	26
NR/PS/TEL/00014	172	NR/SP/ELP/40042	52	RT/CE/S/130	190
NR/PS/TEL/00015	173	NR/SP/ELP/40067	52	RT/CE/S/131	191
NR/PS/TEL/00025	173	NR/SP/ENV/001	75	RT/D/P/003	75
NR/PS/TEL/00026	173	NR/SP/ERG/00005	77	RT/D/S/006	132
NR/PS/TEL/00027	173	NR/SP/OHS/00114	126	RT/E/C/11724	164
NR/PS/TEL/00028	173	NR/SP/OHS/00122	126	RT/E/C/11772	164
NR/PS/TEL/30107	173	NR/SP/OHS/501	126	RT/E/C/11821	164
NR/PS/TEL/31102	173	NR/SP/SIG/02023	131	RT/E/C/17904	164
NR/SIN/092	186	NR/SP/SIG/02024	131	RT/E/C/19008	164
NR/SIN/113	74	NR/SP/SIG/10040	131	RT/E/C/19010	164
NR/SIN/126	168	NR/SP/SIG/11130	131	RT/E/C/19014	165
NR/SIN/143	36	NR/SP/SIG/19253	131	RT/E/C/19015	165
NR/SIN/150	215	NR/SP/SIG/19812	131	RT/E/C/19016	165
NR/SIN/155	74	NR/SP/SIG/50002	131	RT/E/C/19019	165
NR/SIN/157	215	NR/SP/SIG/50003	131	RT/E/C/19023	165
NR/SIN/158	106	NR/SP/SIG/50004	131	RT/E/C/19024	165
NR/SIN/160	106	NR/SP/SIG/50006	132	RT/E/C/19025	165
NR/SIN/161	168	NR/SP/SIG/50011	132	RT/E/C/19026	165
NR/SIN/162	168	NR/SP/SIG/50012	132	RT/E/C/19030	165
NR/SIN/163	215	NR/SP/SIG/50015	132	RT/E/C/19032	165
NR/SIN/165	106	NR/SP/TEL/30002	172	RT/E/C/19036	166
NR/SIN/166	107	NR/SP/TEL/30024	172	RT/E/C/19039	166
NR/SIN/167	215	NR/SP/TEL/30031	172	RT/E/C/19040	166
NR/SIN/169	168	NR/SP/TEL/30032	172	RT/E/C/19041	166
NR/SIN/173	107	NR/SP/TEL/30035	172	RT/E/C/19044	166
NR/SIN/180	107	NR/SP/TEL/50016	172	RT/E/C/19045	166
NR/SIN/180	107	NR/SP/TRK/0133	187	RT/E/C/19046	166
NR/SIN/181	169	NR/SP/TRK/1110	187	RT/E/C/19048	166
NR/SIN/183	215	NR/SP/TRK/8011	187	RT/E/C/19050	166
NR/SIN/184	97	NR/SP/TRK/9003	187	RT/E/C/19051	166
NR/SP/CTM/011	40	NR/SPEC/1003	135	RT/E/C/19052	166
NR/SP/CTM/015	40	NR/WI/ELP/27052	70	RT/E/C/19254	167

RT/E/C/19257 .....	167	RT/E/PS/00016 .....	118	RT/E/S/10137 .....	134
RT/E/C/19258 .....	167	RT/E/PS/00032 .....	135	RT/E/S/10138 .....	134
RT/E/C/19259 .....	167	RT/E/PS/00801 .....	135	RT/E/S/10178 .....	134
RT/E/C/19262 .....	167	RT/E/PS/11755 .....	136	RT/E/S/11189 .....	172
RT/E/C/19265 .....	167	RT/E/PS/11756 .....	136	RT/E/S/11752 .....	134
RT/E/C/19269 .....	167	RT/E/PS/11757 .....	136	RT/E/S/17004 .....	134
RT/E/C/27003 .....	74	RT/E/PS/11760 .....	136	RT/E/S/17005 .....	134
RT/E/C/27035 .....	123	RT/E/PS/11762 .....	136	RT/E/S/17503 .....	134
RT/E/C/45002 .....	74	RT/E/PS/11763 .....	136	RT/E/S/17504 .....	134
RT/E/C/50005 .....	167	RT/E/PS/11764 .....	136	RT/E/S/21136 .....	137
RT/E/C/50007 .....	167	RT/E/PS/11765 .....	136	RT/E/S/24017 .....	77
RT/E/C/50008 .....	167	RT/E/S/02026 .....	132	RT/E/S/27223 .....	52
RT/E/C/50009 .....	168	RT/E/S/10015 .....	136	RT/E/S/40017 .....	118
RT/E/C/50013 .....	168	RT/E/S/10029 .....	132	RT/E/WI/00112 .....	71
RT/E/C/50018 .....	168	RT/E/S/10031 .....	136	RT/E/WI/00113 .....	185
RT/E/G/00007 .....	76	RT/E/S/10041 .....	136	RT/E/WI/27130 .....	71
RT/E/G/00013 .....	168	RT/E/S/10059 .....	137	RT/ENGP/06 .....	26
RT/E/G/00028 .....	168	RT/E/S/10060 .....	132	RT/LS/CAT004 .....	23
RT/E/G/27225 .....	74	RT/E/S/10062 .....	133	RT/LS/G/00002 .....	37
RT/E/P/10024 .....	132	RT/E/S/10065 .....	137	RT/LS/G/00022 .....	76
RT/E/P/10025 .....	132	RT/E/S/10067 .....	133	RT/LS/G/00023 .....	76
RT/E/P/24000 .....	53	RT/E/S/10073 .....	133	RT/LS/P/007 .....	75
RT/E/P/24010 .....	53	RT/E/S/10081 .....	133	RT/LS/P/034 .....	125
RT/E/P/27180 .....	53	RT/E/S/10083 .....	133	RT/LS/P/200 .....	113
RT/E/PS/00002 .....	135	RT/E/S/10110 .....	133	RT/LS/P/250 .....	113
RT/E/PS/00005 .....	135	RT/E/S/10127 .....	133	RT/SRS/2001 .....	134
RT/E/PS/00009 .....	135	RT/E/S/10131 .....	133	STDCHAL-APP-A .....	8
RT/E/PS/00011 .....	135	RT/E/S/10133 .....	133	STDCHAL-GUIDE-A .....	6
RT/E/PS/00012 .....	135	RT/E/S/10134 .....	133		

25kV Overhead Line Equipment Insulators .....	49
25kV Power Transformers and Voltage Regulators for Auxiliary Supplies .....	54
25kV Rotating Post Type Isolators .....	54
25kVAC Single Phase Switchgear and Ancillary Equipment .....	55
3 Phase High Voltage Outage Management .....	85
33C1 Check Rails .....	189
400V 3-phase AC Shore Supply Equipment for use in non Electrified Areas .....	53
50 Cycle Single Phase AC Electrification Overhead Line Equipment .....	51
750V DC Track Voltage Relays .....	55
A Guide to Track Geometry Trend Analysis as a Precursor to Speed Restrictions .....	207
A Guide to Track Geometry Trend Analysis as a Precursor to Speed Restrictions .....	207
A.C. Electric Traction Energy Subsystems - System Design Principles .....	59
AC Electrified Lines Earthing and Bonding .....	71
AC Phase-sensitive Track Circuits .....	136
Acceptance of High Mast Winching Mechanisms and Associated Equipment .....	50
Access Through Land Belonging to an Outside Party .....	100
Accident and Incident Reporting and Investigation .....	124
Adjustable Tie Bar for Rail Clamp Point Lock .....	135
Advanced Apprenticeship Scheme and Foundation Degree (Part-time) Programme Administration .....	45
Advanced SSI Go/No-Go Tester Specification .....	157
Allocation of Designations for Switching Stations, Auxiliary Supply Points, Electrical Sections, Overhead Line Switches, Circuit Breakers and the Like, for AC Electrified Lines .....	50
Alterations to Authorised Line Speeds .....	149
Alterations to Signalling Power Systems .....	152
Ancillary Equipment Enclosures for 25kV Structure Mounted Outdoor Switchgear .....	54
Application of a BR Standard Short Circuiting Bar in an Emergency .....	71
Application of Short Circuits for Conductor Rail Isolations .....	63
Application of the Construction (Design and Management) Regulations to Network Rail Construction Projects .....	128
Arrangements for Isolation of the Conductor Rail for Pre-planned Possessions of the Line .....	63
Arrangements for the Exchange of Asset Data and the Continuing Maintenance of Assets Undergoing Change .....	82
Asbestos Management .....	31
Assembly of BR Mk111 4-and 6-hole insulated Joints .....	189
Assessing the Risk of Stress in the Workplace .....	128
Assessment of Footbridges .....	32
Assessment of Operational Property Structures .....	32
Assessment of Strength of Rails with Localised Head Loss in Tunnels .....	195
Assessment of Tunnels .....	34
Asset Condition Assessments for Telecoms Renewals & Enhancement Planning .....	183
Asset Data Governance Framework Manual .....	25
Asset Data Management for Ellipse and GEOGIS .....	25
Asset Data Policy .....	25
Asset Management of Station Information and Surveillance Systems (SISS) .....	179
Asset Management Policy for Electrical Power Assets .....	55
Assurance of Project, Programme and Portfolio Delivery .....	101
Assurance, Performance and Monitoring of Rail Vehicles .....	120
Aster and Aster21 Track Circuit Manual .....	141
ATG (Absolute Track Geometry) Maintenance Process Using 'ATG Geometry Methods' .....	204
ATG (Absolute Track Geometry) Maintenance Process Using 'ATG Lite Method' .....	204
Audit Protocol Preparation Within Maintenance Organisation .....	86
Automated Route Setting Specification .....	154
Awarding Body .....	44
Axle Counter System – Operational and safety principles .....	150
Axle Counter System Design Principles & Generic Application Rules .....	150
Axle Counter System Handbook .....	158
Barrier Boom Light Units for Level Crossings .....	133
Bedford - Bletchley: Control and use of VHLC Local Panels .....	164
Best Practicable Means: Control of Noise and Vibration From Construction Operations .....	76
Bolted Running Rail Connections for Traction Bonding on AC and DC Electrified Lines .....	50
Booster Transformer Outages .....	56
Booster Transformer Outages: Managing the Consequences for Telecommunication Systems .....	175
Boundary Measures Manual .....	191
Briefing Materials for NR/L2/TRK/2102 Issue 8: Design and Construction of Track - Summary and Details of Changes and Further Explanation Behind Changes ..	194
Buildings and Architecture: Instructing Reactive, Minor Emerging Works and Business Plan Interventions .....	31
Buildings, Stations & Depots Engineering Policy .....	26
Buried Cable Route and Cable Route Through Station Platform .....	185
Buried Services Data Feedback .....	170
Buried Services Data Provision .....	170
Business Continuity Management .....	115
Business Process for Selection of Point Operating Equipment .....	145
Business Process for Special Inspection Notices .....	39
CAD Cell Library .....	146
Calculation and Analysis of Overhead Contact System Geometry .....	74
Calculation of Protection Settings for 3-phase H.V. Distribution Systems .....	50
Calculation of Protection Settings for DC Track Feeders .....	71
Calibration Work Instruction Manual .....	121
Cast Chairs, Baseplates and Blocks .....	189
Cast Crossing Inspection and Replacement - NR56 JEZ 1:13 Design .....	215
Catalogue of Network Rail Standards .....	23
Categorisation of Track .....	191
CCTV for Stations – Functional, Technical and Operational Requirements .....	186
Characteristics of Railway Electrification Traction Power Supplies .....	73
Chemical and Oil Management .....	84
Clamp Lock Handbook .....	142
Communicating with the Public .....	90
Communications with Electrical Control Rooms - ETD Network Testing Specification .....	179
Communications with Emergency Services - ETD Network Testing Procedures .....	184

Competence & Training in On Track Plant Operation.....	42
Competence and Training for Emergency Evacuation Wardens and Persons Responsible for Fire Safety .....	43
Competence and Training for the Maintenance of Traction and Rolling Stock and On-track Machines .....	43
Competence and Training in Civil Engineering.....	40
Competence and Training in DC Conductor Rail Engineering .....	40
Competence and Training in Fixed Plant Engineering .....	40
Competence and Training in Lookout Operated Warning Systems.....	43
Competence and Training in Managing Site Safety .....	43
Competence and Training In OLE Construction Engineering.....	42
Competence and Training in Overhead Line Engineering.....	42
Competence and Training in Planning.....	43
Competence and Training in Portable Transportable and Mobile Plant Operation .....	43
Competence and Training in Safe System of Work Planner .....	43
Competence and Training in Signal Engineering .....	40
Competence and Training in the Loading and Load Examination of Infrastructure Wagons (Including Special Vehicles).....	42
Competence and Training in Track Engineering.....	40
Competence and Training in Track Safety.....	42
Competence and Training in Track Welding, Weld Inspection and Ancillary Processes .....	43
Competence and Training in Traction Power Distribution.....	42
Competence Management .....	40
Competence Management .....	42
Competence Specific Medical Fitness Requirements and Occupational Health Provider Requirements for Medical Assessments .....	129
Compliance with Fixed Telecoms Network Design Criteria .....	177
Component Kits for BR MkIII 4- and 6-Hole Glued Insulated Joints.....	190
Concrete for Overhead Line Equipment Structures.....	51
Conductor Rail Equipment Working Instructions.....	69
Configuration Management and Change to Protection and Control Systems .....	60
Consolidated Assurance of Project, Programme and Portfolio Delivery.....	104
Construction Noise Mitigation Through Section 61 Consent Process .....	76
Content and Preparation of Control Room Instructions.....	53
Continuous Welded Rail (CWR) Track .....	194
Contract Requirements - Quality .....	101
Control and Documentation of Maintenance Boundaries (Track).....	97
Control and Testing with Rolling Stock Using Special Operating Instructions .....	117
Control of On-track Machines.....	203
Control of Rail Vehicle Testing.....	120
Control of the Issue of S & T Keys from Unipart Rail .....	151
Control of Wheel Impact Forces.....	187
Control Room Design Specification, Process and Guidance .....	77
Controlled Climate Trackside Housing for Telecommunications Equipment .....	173
Controlled Publications - Document Control Handbook .....	81
Controlled Publications - Issue and Receipt.....	79
Controlled Publications - Process and Accountabilities.....	80
Controls Manual .....	104
Core Maintenance for Traversers.....	123
Core Maintenance for Wheel/Bogie Drops.....	123
Core Maintenance Specification for Overhead Trolley Jumper Systems .....	52
Core Maintenance Specification for Powered Scrubber/ Sweeper.....	118
Corporate Archive Policy .....	79
Corporate Environment Manual.....	75
Corporate Records Retention Schedule.....	80
Corrective Maintenance (Faulting) of Operational Telecoms Assets .....	86
Corrective Maintenance of Signalling Assets .....	159
Covtec Supplementary Audible Warning Device (SAWD).....	106
Creation and Application of Initial ESR Design.....	206
Critical Asset – Repeat Failure Escalation Process.....	88
Critical Rail Temperature (CRT) Management Plan .....	99
Cross Track Cable Management.....	131
Customer requirements for the Provision of Train Running Information on Stations.....	112
DC Electrified Lines Working Instructions .....	62
DC Electrified Track, Electrical Protection Arrangements for Work on or Near Conductor Rails .....	72
DC Track Circuits.....	136
De-icing of Operational Property Assets.....	35
Delivering High Quality S&C Renewals.....	207
Delivering Works Within Possessions .....	101
Depot Facilities .....	120
Depot Protection Equipment List (formerly CP-PM-023).....	123
Design and Construction of Track .....	193
Design and Installation of Carriage Washing Machines .....	120
Design and Installation of Composite Aluminium/stainless Steel Conductor Rail and Associated Equipment on DC Electrified Lines .....	72
Design and Installation of Cranes.....	120
Design and Installation of Electric Track Equipment for DC Electrified Lines.....	49
Design and Installation of Fuelling, Lubrication Oil and Coolant Storage and Delivery Systems.....	118
Design and Installation of Negative Bonding and Associated Equipment on DC Electrified Lines .....	72
Design and Installation of Negative Bonding and Associated Equipment on High Current DC Electrified Lines .....	51
Design and Installation of Overhead Line Foundations.....	28
Design and Installation of Station Cabling.....	180
Design and Installation of Steel Conductor Rail and Associated Equipment for DC Electrified Lines.....	72
Design and Installation of Traversers .....	118
Design and Installation of Turntables .....	119
Design and Installation of Underfloor Wheel Lathes .....	120
Design and Installation Requirements for Driver Only Operation (Passenger) Systems .....	181
Design and Installation Requirements for Public Announcement, Voice Alarm and Long Line Public Announcement Systems .....	179
Design of Bridges .....	32
Design of Earthing and Bonding Systems for 25kV AC Electrified Lines .....	49
Design of Emergency and Temporary Speed Restrictions.....	160

Design of Overhead Line Structures .....	28
Design of Retention Toilet Servicing Installations .....	50
Design of Tunnels.....	31
Design of Tunnels.....	34
Design Specification S&C System:- NR60/HPSS and NR60/Hydrive Configurations.....	202
Design, Acquisition and Engineering Change for Rail Vehicles and On-track Plant.....	118
Design, Installation and Maintenance of Modular Bearer Joints .....	205
Design, Installation and Testing of Earthing in Signalling Power Systems .....	152
Developing Extreme Weather Plans.....	35
Digital Railway Ready Signalling.....	141
Digital Subscriber Line Transmission Equipment .....	173
Disposal of Records .....	81
Disposal of Redundant Assets.....	109
Dissemination of Urgent Operating Advice.....	114
Distribution Work Instructions.....	64
Do Maintenance Task .....	84
Document and Records Management.....	79
Document Creation and Approval.....	80
Document Index for In-sourcing of Thales.....	184
Document Index for Transfer of Stoke Telecoms Engineering Centre Staff from the FTN/GSM-R Project.....	184
Document Management Manual .....	104
Drainage Systems Manual .....	27
Driving Cab Passes .....	115
Drugs and Alcohol Policy .....	126
E&P Records Management Process.....	56
Earthing and Bonding at North Pole International Depot.....	51
Earthing Systems for DC Traction Substations, Track Parallel Huts and Similar Equipment Locations.....	48
Electric Point Heating .....	61
Electric Track Equipment Layout Design for DC Electrified Lines .....	50
Electrical Safety Principles for New Electrification .....	56
Electromagnetic Compatibility (EMC) Assurance Process.....	171
Electronic Signatures.....	79
Electronic Visual Customer Information Systems.....	179
Electroslag Welded Vees for Part-welded Crossings .....	189
Ellipse for Network Rail Work Management .....	82
Ellipse Management Handbook.....	87
EMC Strategy for Network Rail.....	137
EMC Strategy for Network Rail.....	137
Emergency Disconnection of Grid Supply Feeders for DC Electrification .....	51
Emergency Response Manual .....	113
Enginisation of Commercial and Operational Radio Antenna Systems .....	184
Engineering and Architectural Assurance of Building and Civil Engineering Works.....	27
Engineering Assurance Arrangements for Communications Engineering Schemes and Services .....	174
Engineering Assurance Arrangements for Signalling Engineering Schemes and Services .....	146
Engineering Assurance Arrangements for Track Engineering Projects.....	194
Engineering Assurance for T&RS, OTM and OTP Projects .....	110
Engineering Assurance of Standard Designs and Details for Building and Civil Engineering Works.....	34
Engineering Assurance Requirements for Design and Implementation of Electrical Power Engineering Infrastructure Projects .....	59
Engineering Assurance Requirements for Ergonomics Within Design and Development Projects.....	77
Engineering Deliverable Requirements for Electrical Power Asset Design .....	69
Engineering Management for Projects .....	99
Engineering Verification.....	171
Enterprise Risk Management .....	98
Environment and Social Management System Requirements .....	75
Environment and Social Minimum Requirements for Projects – Design and Construction .....	75
Environment and Social Performance Policy .....	75
Environment Management Standard.....	75
Environment Management System for Infrastructure Maintenance .....	84
Environmental Performance Indicators .....	75
Equipment Specification for the Filament Lamp (Type SL35) for use in the Long Range Colour Light Signal .....	133
Equivalent Cable Sizes for Signalling Power Distribution Cables .....	161
ERSE Mk.4 Product Specification .....	135
Evaluation and Assessment of Earthworks .....	36
Examination of DC Traction Electrification Equipment in Light Maintenance Depots.....	48
Examination of Earthworks Manual.....	33
Examination of Pressure Vessels.....	50
Examinations, Inspections and Assessments of Buildings & Architecture Assets: Structures and Fabric.....	31
Exploiting New Technology.....	87
Failure Escalation of Servo Type Hot Axle Bearing Detector (HABD) Equipment.....	96
Fatigue Risk Management.....	127
Fault Priority and Response Times for Operational Telecommunications Services .....	172
Fire Safety – Fire Extinguishers .....	78
Fire Safety – Fire Log Book.....	78
Fire Safety – Fire Risk Assessment.....	78
Fire Safety – Maintenance.....	78
Fire Safety – Managed Stations.....	78
Fire Safety – Offices and Competency and Training Delivery Centres .....	78
Fire Safety – Operational Estate .....	78
Fire Safety – Property: Business Space, Freight & Miscellaneous Portfolios .....	78
Fire Safety Policy.....	78
First Aid at Work .....	129
Fixed Plant Equipment Reporting.....	60
Fixed Plant Standards Maps .....	73
Fixed Plant Work Instructions.....	69
Flash-weld Rails: Depot-welded Strings.....	189
Flash-welded Rails: Crossings, Switch Rails and Transition Rails .....	191

Flash-welded Rails: Site-welded Strings .....	190
Functional Requirements for Safety Related Communications Equipment for On Track Plant Working.....	180
Gauge Capability Certification.....	192
General Guidelines on Train Protection and the Provision of Signalling .....	168
General Instructions to Staff Working on S & T Equipment.....	154
General Maintenance Parameters for Overhead Line Electrification Equipment.....	56
Generic Environmental Management for Light Maintenance Depots.....	76
Geotechnical Design .....	33
Geotextiles.....	189
Good Practice Guide - Acic Track Circuit Leaf Fall Detection Unit.....	164
Governance for Railway Investment Projects (GRIP) - Closing a Project.....	103
Governance for Railway Investment Projects (GRIP) - Controlling a Stage.....	103
Governance for Railway Investment Projects (GRIP) – Initiating a Project.....	102
Governance for Railway Investment Projects (GRIP) - Leading a Project .....	103
Governance for Railway Investment Projects (GRIP) - Managing a Stage Boundary.....	103
Governance for Railway Investment Projects (GRIP) – Programmes.....	100
Governance for Railway Investment Projects (GRIP) – Projects .....	100
Governance for Railway Investment Projects (GRIP) – Starting a Project.....	102
Graffiti, Litter and Fly-tipping Management .....	84
Ground Investigation .....	36
GSM-R Air Interface Functionality, Availability Management and Compliance Validation .....	179
Guidance for Compatibility Between Electric Trains and Electrification Systems.....	71
Guidance for Completing the Standards Challenge Application Form .....	6
Guidance for Consideration of TASS Balises During Railway Engineering Activities.....	162
Guidance For Consideration of TPWS During Railway Engineering Activities.....	168
Guidance for Electric Cable Installations Associated With Plant and Machinery in B.R. Underground and Other Specified Locations .....	72
Guidance for Electrical Installations on Rail Premises (Including Plugs, Sockets, Trailing Leads and Appliances).....	73
Guidance for Signalling Power Supplies .....	73
Guidance for the Design, Specification and Maintenance of Hydraulic Systems.....	73
Guidance for the Technical Management of Booster Transformer Outages.....	71
Guidance Manual for Stations and Depots – Equipment Maintenance.....	74
Guidance Note for New and Upgraded Lifts.....	73
Guidance Note for Signalling Power Supply Design .....	71
Guidance Note for the Management of Safety Related Reports for Telecoms Failures.....	185
Guidance Note for Uninterruptible Power Supply (UPS) Equipment.....	71
Guidance on Contractual Health and Safety Requirements.....	46
Guidance on Taking Possession of Withdrawable DC Circuit Breakers.....	74
Guidance on the Management of Door to Door Work and Travel Time.....	105
Hand Arm Vibration Management .....	96
Handbook for EBI Track 200 Audio Frequency Track Circuit .....	156
Handbook for EBI Track 400 Audio Frequency Track Circuit .....	157
Handbook for the Examination of Structures.....	31
Health & Safety Notice Boards .....	95
Health Screening and Health Surveillance for Noise Induced Hearing Loss.....	129
Health Surveillance and Management of Diagnoses for Hand-Arm Vibration Syndrome .....	129
Health Surveillance for Silica and Asbestos and the Management of Diagnosed Occupational Respiratory Conditions .....	129
High Risk Sites for Wrong Side Track Circuit Failures in Leaf Fall Areas and for Low Rail Adhesion.....	112
High Street Environment & Conditions for Work Outside Network Rail Managed Infrastructure .....	127
Highways Interface Planning in Infrastructure Maintenance .....	89
How to Change Utility Supplies .....	76
How to Manage Invasive, Non-Native and Harmful Plants.....	207
HPSS Handbook .....	141
HVI Track Circuits.....	136
Hy-Drive Supplementary Point Drive System.....	157
Identification and Colours for Signalling Power Distribution Cables.....	161
Identification and Inspection of Two-Levelled S&C .....	215
Identification of Bonds on all Electrified Lines Except the Southern Areas of Network Rail .....	73
Identification of Component Failures in 25kV Overhead Line Equipment .....	74
IECC Applications Manual Contents.....	131
IECC Internal Subsystems Communications Requirements .....	134
IECC Operating Specification for Signalling Control and Indications Purposes .....	134
IECC Technicians Manual .....	163
IECC Timetable Processor Edit Facilities User Guide.....	132
Immunity Test Requirements for Lineside Communications Systems.....	174
Impedance Bonds.....	136
Impedances of 25kV AC Overhead Lines for Classic System.....	73
Implementation of the Network Rail Project Control Cycle.....	100
Imposition and Removal of Emergency and Temporary Speed Restrictions.....	159
Index of Network Rail Documents relating to Signalling & Communications Equipment .....	23
Index of Network Rail Documents Relating to Signalling and Communications Equipment: Part 2 – Signalling Structure Drawings .....	23
Index of Network Rail Documents Relating to Signalling Equipment .....	23
Index of NR Documents Relating to Signalling and Communications Equipment.....	23
Index of Standard Designs and Details for Building and Civil Engineering Works .....	34
Index of Standard Electrical Power Forms .....	74
Index of Standard Maintenance Forms .....	88
Index of Track Bowties .....	214
Index of Track Engineering Forms.....	197
Index of Track Work Information Sheets .....	207
Infection Control Guidance .....	130
Information Classifications - Security .....	79
Information Security Manual.....	80
Information Security Policy .....	79
Infrastructure Maintenance Engineering Management Plan for Projects.....	88
Infrastructure Maintenance Planning Handbook .....	83
Infrastructure Maintenance Process for the Management of Fatigue and Control of Working Hours for Employees Undertaking Safety Critical Work .....	88
Infrastructure Maintenance Restructure – Competency Matrix .....	89
Infrastructure Maintenance Restructure - Cross Boundary Working for S&T Response.....	88

Infrastructure Maintenance Restructure - Guidance on the Electrification & Plant Organisation .....	97
Infrastructure Maintenance Restructure - Guidance on the Signalling Organisation.....	97
Infrastructure Maintenance Restructure - Guidance on the Track and Off Track Organisation.....	97
Infrastructure Maintenance Restructure - Implementing Hosting .....	89
Infrastructure Plant Manual .....	119
Infrastructure Plant Manual Guidance.....	123
Inspection and Maintenance of OLE .....	85
Inspection and Maintenance of Permanent Way.....	191
Inspection and Repair to Control the Risk of Derailment at Switches .....	192
Inspection and Surveillance of Telecommunications Engineering Activities.....	175
Inspection and Surveillance of Telecoms Activities .....	96
Inspection for Raising / Removing Speed Restrictions And Inspecting the Line After Track Maintenance and Refurbishment Work.....	201
Inspection for Raising/removing Speed Restrictions and Inspecting the Line After Track Renewal Work .....	201
Inspection of Cable & Wire Degradation .....	158
Inspection of Concrete Bearers in Balfour Beatty RT60 S&C Units .....	215
Inspection of Dorman Classic and CLS LITE LED Signals .....	168
Inspection of Howells Re-Engineered Level Crossing Power Packs.....	107
Inspection of Signal Engineering Maintenance Assests .....	138
Inspection of Telecoms Equipment Rooms .....	183
Inspection of Tubular Stretcher Bars on Shallow Depth Switches Fitted with an Adaptor Block.....	215
Inspection, Maintenance and Repair Procedures for Cast, Welded and Fabricated Crossings in the Track .....	193
Installation and Maintenance of Longitudinal Timbers.....	187
Installation of Lineside Telephones.....	183
Installation of Operational Telecommunications Equipment .....	175
Installation of Operational Voice Recorders .....	183
Installation of Telecommunications Equipment and Systems.....	177
Instructions for Making out Issuing and Cancelling High Voltage Permits to Work, Sanctions for Test and Circuit State Certificates .....	62
Insulated Rail Joints .....	190
Insulating Shroud for Foot of Conductor Rail .....	54
Insulation Monitoring and Fault Location Systems for Use on Signalling Power Systems.....	153
Insulators for Concrete Sleepers with Pandrol Shoulders .....	190
Integrated Engineering Lifecycle for Projects (IELCP).....	99
Integrated Engineering Lifecycle for Projects Guidance Manual.....	105
Intelligent Infrastructure Management - Data Logging Specification .....	150
Intelligent Infrastructure Remote Condition Monitoring Manual.....	86
Intelligent Infrastructure Remote Condition Monitoring Process .....	82
Introduction and Management of Lookout Operated Warning System (LOWS) Equipment .....	96
Investigation of Signalling Equipment.....	137
IRSE Assessing Agency Network Rail Watford .....	44
Isolation and Earthing Instructions for Cauldwell Depot TSC.....	71
Isolation of Switching Stations at Electrical Control Room Boundaries to Comply with issue of Permits-to-work and Sanctions-for-test Certificates .....	50
Issue of Safety Documentation for Work on 650/750VDC Apparatus .....	49
Issue, Storage, Routine Inspection and Testing of Rubber Gloves .....	70
Joining of Rails by Aluminothermic Welding.....	192
Leaks and Spills Incident Response.....	83
Legionnaires' Disease — The Control of Legionella Bacteria in Water Systems .....	34
Level Crossing Asset Inspection and Implementation of Minmum Action Codes.....	145
Level Crossing Asset Management Policy .....	106
Level Crossing Pedestal Trunion Bolts.....	106
Level Crossing Surface Systems.....	194
Level Crossing Train Detection Configuration .....	107
Life Management of Signalling Relays, Searchlight and Banner Signals.....	139
Lighting Requirements for Visual Track Inspection .....	193
Limits and Test Method of Induced Voltages on Telecommunications Cables due to Electrification Systems.....	181
Line Clear Arrangements Following Engineering Works in Axle Counter Areas – Line Clear Verification Process.....	117
Line Side Telephones Product Specification .....	180
Lineside Facilities For Personal Safety .....	126
Lineside Hot Axle Bearing Detectors .....	118
Lineside Vegetation Management Manual .....	191
Loading and Securing of Infrastructure Traffic.....	109
Local Operation Instruction – Weymouth Station Alternative Track Feeding Arrangements .....	71
Longitudinal timbers – Design, Installation and Maintenance (formerly RT/CE/S/038).....	194
Loss of High Voltage Supply to, or the Tripping of, a High Voltage Circuit Breaker for no Known Reason in a Substation Building Containing Metal Clad Switchgear With Bitumastic Compound Filled Busbar Chambers.....	63
Loudspeaker Selection for PA and VA Systems .....	185
Maintaining Track Assets at Level Crossings .....	206
Maintenance and Contents of the National Hazard Directory .....	82
Maintenance Arc Welding of Rails, Switches and Crossings .....	193
Maintenance Compliance Indicator Reporting.....	87
Maintenance of an EPS (Enhanced Permissible Speed) Railway.....	204
Maintenance of Electrification, Plant, Signalling and Telecommunications Equipment, Incorporating Asbestos Materials or Components .....	62
Maintenance of Electro-mechanical Supervisory Equipment .....	51
Maintenance of Mark I Overhead Line Equipment .....	58
Maintenance of Mark IIIa Overhead Line Equipment .....	58
Maintenance of Mark IIIb Overhead Line Equipment .....	58
Maintenance of Negative Traction Cables and Bonding for DC Conductor Rail Systems.....	55
Maintenance of Plasma Displays (SISS).....	177
Maintenance of Positive Conductor Rail and Traction Cables for DC Conductor Rail Systems.....	55
Maintenance of Telecommunications Equipment .....	181
Maintenance of Track Assets.....	201
Maintenance Specification for Electrification Distribution Equipment.....	59
Maintenance Specification for Fixed Plant Equipment.....	59
Maintenance Timesheet process.....	87
Major Infrastructure Changes – the Provision of Staff Briefing Material to Train Operators.....	112
Manage Risk of Extended Closure Times at Automatic Level Crossings.....	107
Management and Control of Projects by the OCR Team .....	86

Management of a Problem Statement.....	206
Management of Amey 3rd Line HABD Support Contract .....	86
Management of Asset Data and Information in the Rail Vehicle Asset Register .....	25
Management of Basic Visual Inspection.....	201
Management of Broken Rails .....	201
Management of Building Services.....	73
Management of Cable & Wire Insulation.....	141
Management of Coal Mining Subsidence Affecting Track Infrastructure .....	203
Management of Cold Weather Precautions (Track) .....	202
Management of Contractors.....	96
Management of Data from Logging Systems & Event Recorders .....	160
Management of Defective Cables .....	159
Management of Disconnections that Affect Signalling Equipment .....	159
Management of Earthworks Manual.....	28
Management of Existing Ancillary Structures .....	26
Management of Existing Bridges and Culverts.....	26
Management of Existing Buildings and Station Structures.....	26
Management of Existing Coastal, Estuarine and River Defences .....	26
Management of Existing Retaining Walls .....	26
Management of Hot Weather Precautions (Track).....	202
Management of Incidents Involving Damage to the OLE .....	58
Management of Industrial Rail Vehicles .....	119
Management of Isolation, Re-sets & Restoration On Axle Counter Equipment .....	160
Management of M&EE Safety Related Event Reports .....	59
Management of Maintenance for Traction and Rolling Stock, On Track Machines and On Track Plant .....	118
Management of Maintenance Work Within a Worksite to Prevent a Possession Overrun .....	88
Management of Manual Handling Risk.....	128
Management of Manual Ultrasonic Weld Testing .....	200
Management of Occupational Road Risk Policy .....	126
Management of Operational Signalling Equipment Involved in Wrong Side Failures and Incidents .....	160
Management of Pan 8 and Lockspiked Track .....	187
Management of Permanent Way Inspections.....	200
Management of Power Supplies to Telecomms Equipment .....	73
Management of Rail Defects .....	201
Management of Rail Stress and Critical Rail Temperatures .....	202
Management of Rail Testing using Train Based Sperry-Equipped Ultrasonic Test Unit (Sperry UTU).....	193
Management of Rail Welding .....	205
Management of Reports of Safety Related Geotechnical Incidents .....	35
Management of Reports on Bridge Strikes.....	34
Management of Request for Extended DC Feeding Arrangements .....	69
Management of Responses to Extreme Weather Conditions at Structures, Earthworks and Other Key Locations.....	200
Management of Right On Arrival and Repeat Signal Failures .....	160
Management of Risk Arising from Deferred Renewals.....	170
Management of Risk Arising from Deferred Renewals (Track) .....	202
Management of Risk at User Worked Level Crossings Equipped with Power Gate Openers (POGOs) or with Barriers and Miniature Stop Lights (MSLs).....	107
Management of Rule Book Change .....	114
Management of Safety Related Reports for Signalling and Telecoms Failures.....	138
Management of Safety Related Reports for Signalling Failures Appendix .....	158
Management of Safety Related Reports for Telecoms Failures Appendix .....	184
Management of Short-term Network Change .....	112
Management of Signal Relay Reservicing.....	159
Management of Signalling and Communication Systems .....	138
Management of Signalling Defects.....	160
Management of Signalling Maintenance Diagrams .....	160
Management of Signalling Power Supplies .....	73
Management of Signalling Wrong Side Failures .....	160
Management of SINCS Records for Telecoms Assets .....	182
Management of Spoken Safety Communication .....	114
Management of the Control and Calibration of Inspection, Measuring and Test Equipment.....	119
Management of the Risk of Bridge Strikes .....	36
Management of the Risk of Bridge Strikes from Road Vehicles and Waterborne Vessels .....	34
Management of Third Party Complaints .....	87
Management of Third Party Works on Network Rail Infrastructure .....	99
Management of Tight Clearances and Track Position.....	194
Management of Tight Clearances and Track Position .....	203
Management of Track Geometry Recording and Remedial Actions.....	203
Management of Tunnels.....	28
Management of Warnings and Alarms Received from Trackside Pantograph Monitoring Equipment .....	53
Management of Water Supply .....	35
Management Procedure - Display Screen Equipment .....	128
Managing bridge strike incidents - Good Practice Guide for Bridge Strike Nominees .....	36
Managing Claims Within Maintenance Organisation.....	86
Managing Complaints About Pigeons.....	35
Managing Discharges to Sewers and Controlled Waters .....	83
Managing Structures Works .....	26
Managing the Potential Effects of Coal Mining Subsidence .....	33
Managing the Raising / Removing of Track Speed Restrictions and Inspecting the Line After Track Engineering Work.....	201
Managing the Risk Arising from Mineral Extraction and Landfill Operations.....	33
Manual for the Principles of Operational Simulation.....	115
Marking of Track for Stoneblowing Machines.....	204
Marking of Track for Tamping Machines.....	203
Mechanical Locking Handbook.....	151
Medium-term Works Planning in Infrastructure Maintenance.....	89
Mentoring & Learning Support.....	45
Message Handling and Data Transmission Requirements Between Processor Based Systems .....	135
Metadata for Documents and Records.....	80
Methodology for the Demonstration of Compatibility with 50Hz Double Rail Track Circuits.....	132

Methodology for the Demonstration of Compatibility with 50Hz Single Rail Track Circuits .....	167
Methodology for the Demonstration of Compatibility with FA2600 Track Circuits on the DC Railway .....	168
Methodology for the Demonstration of Compatibility with HVI Track Circuits.....	167
Methodology for the Demonstration of Compatibility with Interlockings .....	168
Methodology for the Demonstration of Compatibility with Lineside Equipment.....	164
Methodology for the Demonstration of Compatibility with Reed FDM Systems on the AC and DC Railways.....	132
Methodology for the Demonstration of Compatibility with Telecoms Systems .....	172
Methodology for the Demonstration of Compatibility with TI 21 Track Circuits .....	167
Methodology for the Demonstration of Compatibility with TPWS Tracksides Equipment .....	132
Methodology for the Demonstration of Compliance with Single Rail Reed Track Circuits on the AC Railway.....	131
Methodology for the Demonstration of Electrical Compatibility with Axle Counters .....	132
Methodology for the Demonstration of Electrical Compatibility with DC (AC-immune) Track Circuits .....	131
Methodology for the Demonstration of Electrical Compatibility with Double Rail Reed Track Circuits on the DC Railway .....	131
Methodology for the Demonstration of Electrical Compatibility with Train Detection System in use on Non-Electrified Lines.....	151
Methodology for the Determination of Interaction with Neighbouring Railways .....	168
Miniature Stop Light Unit .....	136
Mobile Wheel Reprofiting Machines .....	120
Model Clauses for Civil Engineering Works .....	29
Modular Signalling Handbook.....	151
Monitoring of Spoken Safety Communications.....	87
Monitoring Track Over or Adjacent to Building and Civil Engineering Works .....	31
National Asset Protection and Optimisation Delivery Framework .....	26
National Asset Protection and Optimisation Delivery Framework .....	27
National Operating Procedures Index .....	115
NDS Process for the Management of Fatigue and Working Hours for Employees Undertaking Safety Critical Work .....	108
NDS Waste Management.....	108
Network Capability Management Procedure.....	112
Network Operations Non-Operations Staff Management Self Assurance Procedure .....	88
Network Rail Asset Management Policy – Telecommunications Engineering .....	174
Network Rail Assurance Framework .....	125
Network Rail Assurance Panel Processes .....	171
Network Rail Business Continuity Management.....	113
Network Rail National Emergency Plan.....	115
Network Rail Requirements.....	100
Network Rail Requirements Manual.....	103
Network Rail Risk Policy.....	98
Network Rail Security Manual .....	113
New Starters Mentoring (Passport Scheme).....	95
Noise and Vibration Complaints .....	75
Noise and Vibration Management from Maintenance Activities .....	84
Non-intrusive Earth Leakage Test Adapter for Reed FDM Systems.....	137
Notification of Energisation of New AC and DC Electrified Lines .....	56
NR 56V Standardised S&C - Assembly and Maintenance.....	215
NR 60 Mark 2 Standardised S&C – Assembly and Maintenance.....	207
Oak Keys For Bullhead Rail .....	190
OCR Incident Support for LNW Route E&P Engineers .....	85
OCR Team Materials Process .....	86
Office Telephone System Installations.....	185
On-Track Machines (OTMs) Driver and Operations Standards Manual.....	110
Operating & Maintaining Escalator Trolleys at London Victoria.....	53
Operation and Maintenance of Non-intrusive Earth Leakage Test Adapter for Reed FDM Systems Produced to Specification EDS 01/96 MOD State 3 .....	132
Operation and Management of the National Radio Network.....	175
Operation and Use of Rail Vehicles and On-track Plant.....	118
Overhead Condition Renewals (OCR) - Allocation Design.....	85
Overhead Contact System Design Specification.....	61
Overhead Electrified Lines – Passage of High Vehicles or Loads, or Those With Large Overhangs, over Accommodation and Occupation Level Crossings .....	72
Overhead Line Equipment as Installed Data Records.....	50
Overhead Line Equipment Campaign Changes .....	56
Overhead Line Work Instructions .....	63
Overlay Miniature Stop Light Equipment Specification.....	135
Overview of Electromagnetic Coupling Between Traction Systems and Telecommunications Cables .....	185
Paired Core Compound Filled Supervisory Cable.....	55
Pearlitic Rails.....	193
Peer Reviews of Project and Programme Delivery .....	103
Periodic Inspection and Testing of Electrical Installations, Appliances and Equipment.....	52
Permanent Speed Restrictions Fitted with TPWS .....	168
Personal Protective Equipment and Workwear .....	127
Personal Security .....	126
Pest Management .....	84
Piling Adjacent to the Running Line .....	101
Planned Assurance Inspections and Site Surveillance.....	83
Planned General Safety Inspections .....	108
Planned Preventative Maintenance of Radio Structures, Antennas and Feeders.....	183
Planning & Programme Controls Standard .....	102
Planning and Control of Steam Locomotive Operation .....	114
Planning and Delivering Safe Work - Implementation Principles for Infrastructure Projects .....	130
Planning and Delivering Safe Work Using Proscient in the East Midlands .....	130
Planning and Managing Construction Work .....	127
Planning and Scheduling Manual.....	103
Planning of Engineering Access & NDS-Supplied Resource for Infrastructure Maintenance Delivery Units .....	89
Planning of On-track Machines .....	203
Planning of Overhead Line Condition Renewals.....	89
Planning, Design and Construction of Undertrack Crossings.....	28
Plant and Traction and Rolling Stock (T&RS) Policy.....	118
Plant Product Introduction Process .....	123
Plastic Ferrules.....	190

Platform Components and Prefabricated Construction Systems .....	33
Platform Extensions.....	34
Points General – Supplementary Drives – Mechanical .....	162
Policy on Working Safely .....	126
Policy on Working Safely in the Vicinity of Buried Services .....	170
Portable DC Short Circuiting Devices.....	53
Portfolio Integration Manual.....	104
Positioning and Labelling of Lineside Telephones.....	172
Possession of the Line for Engineering Work Delivery Requirements .....	117
Post-work Activities Following Works Using On-track Maintenance Machines .....	204
Power Supply Outage Management.....	87
Preparation for use of On-track Machines.....	203
Preparation of Site Specific Method Statement for Rail Delivery .....	205
Preparation or Modification of Comprehensive Track Diagrams .....	63
Preventative and Corrective Maintenance of Lever Frames .....	133
Preventative and Corrective Maintenance of Mechanical Signalling Wire Runs and Rodding.....	133
Preventative Maintenance of Signalling Assets.....	159
Prevention Through Engineering and Design (PtED) Policy .....	125
Preventive Maintenance of Operational Plant, 25kV Distribution, ETE and ETM Assets.....	84
Preventive Maintenance of Operational Telecoms Assets.....	182
Primary PCM Multiplex Equipment.....	173
Principal Contractor Licensing Scheme.....	100
Principal Supply Point (DNO + DG) Specification .....	61
Principles, Timescales and Functional Responsibilities for Engineering Work, Access and Heavy Resource Planning.....	114
Prioritisation of Signal Engineering Equipment Defects .....	145
Procedure and Competence Requirements for Persons Undertaking Works in the Vicinity of High Voltage Cables .....	62
Procedure for Creating a Technical Query .....	85
Procedure for the Entry into Operational Service of Railway Infrastructure .....	100
Procedure for the Requisitioning of Railway Spares .....	86
Process for Closing or Downgrading Public Level Crossings.....	149
Process for Cold-expanding Existing Fishbolt Holes by the Split Sleeve Method Using FTI Tooling and Consumables.....	188
Process for Cold-expanding New Fishbolt Holes by the Split Sleeve Method Using FTI Tooling and Consumables .....	188
Process for Management of Signal Engineering Technical Instructions and Notice Boards .....	138
Process for Managing Telecoms Software/Hardware Changes .....	184
Process for the Disconnection and at Risk Process for Telecom Bearer Circuits and Systems.....	182
Process for the Implementation of New or Revised Maintenance Regimes Using Reliability Centred Maintenance (RCM).....	82
Product Design for Reliability .....	171
Product Specification - Cable Glands for use in Class II Based Signalling Power Distribution Systems .....	153
Product Specification - Flexible Conduits for Class II Based Signalling Power Distribution Systems.....	153
Product Specification - Plug Couplers for Connection of Cables to Lineside Signalling Equipment .....	149
Product Specification for an Obstacle Detection System at Level Crossings.....	106
Product Specification for AzLM Axle Counter Cable.....	150
Product Specification for Connectors and Joints for Signalling Power Cables.....	153
Product Specification for Distribution Interface Transformer Assemblies (DITA) for Signalling Power Distribution Systems.....	152
Product Specification for Functional Supply Points (FSP).....	152
Product Specification for Fused Isolators .....	54
Product Specification for High Voltage Cables and Accessories for Traction Supplies .....	53
Product Specification for National Procurement of OLE Components .....	60
Product Specification for Polymeric Insulators for Top-Contact Conductor Rails .....	60
Product Specification for Power Transformers for Signalling Systems.....	153
Product Specification for Signalling Power Distribution Cables.....	152
Product Specification for Standby Diesel Generators for Signalling Supplies.....	53
Product Specification For Telecoms Jumper Wire.....	181
Product Specification for UMTS, GSM and GSM-R Modems .....	180
Product Specification for Uninterruptible Power Supplies (UPS) .....	53
Product Specification for Wireless Connectivity Solutions .....	180
Production and Maintenance of Training and Assessment Solutions.....	44
Production of Comprehensive Track Diagrams and Operations Diagrams.....	61
Production of Non-Conceptual Signalling Design.....	158
Project Advice Note (PAN) Process.....	101
Project Interface Management .....	88
Project Management and the Environment .....	75
Project Procedure for Land Negotiations (Temporary and Permanent).....	101
Project, Programme and Portfolio Management (P3M) Framework Policy.....	99
Project, Programme and Portfolio Management (P3M), Commercial and Engineering Functions Assurance.....	103
Property Clearance Process.....	38
Protected Sites and Species Management .....	83
Protecting Railway Asset During Vegetation Work.....	207
Protection Standards and Methods of Calculation for 25kV AC Electrified Lines.....	72
Provision of Isolation, Earthing and Indication Facilities Where Local Isolations are Permitted on AC Electrified Lines .....	51
Provision of Track Category and Traffic Data - Work Instruction.....	170
Provision, Risk Assessment and Review of Level Crossings.....	114
Qualification and Certification of NDT Personnel Written Practice – Ultrasonic Testing.....	187
Quality Assurance in Training & Assessment .....	42
Quality Assurance in Training & Assessment .....	44
R22 Refrigerant Systems – Phasing out .....	36
Radio Communications for the Control Of Trains (Including On Track Machines and On- Track Plant) in Possessions .....	113
Radio Mast Lightning Protection and Earthing Systems .....	175
Rail Anchors .....	190
Rail and Baseplate Pads .....	190
Rail Clamp Point Lock Performance Specification for the Microswitch with Independent Contacts.....	136
Rail Delivery and Recovery .....	108
Rail Delivery and Recovery Systems Overview .....	108
Rail Failure Handbook.....	188
Rail Friction Management.....	205
Rail Testing – Detection Criteria .....	188
Rail Testing: Non-ultrasonic Procedures .....	188

Rail Testing: Portable Ultrasonic Equipment .....	189
Rail Vehicle Welding.....	123
Railway Ballast and Stoneblower Aggregate.....	195
Railway Crossings .....	192
Railway Operational Code Implementation, Variation and Review Process .....	112
Railway Signalling Cable .....	135
Recording Method for DC Safe Setting Calculations.....	63
Recording on Site Derailment Information.....	204
Records Management .....	80
Records Management of Health and Safety Files.....	79
Reed Type RT Track Circuits.....	136
Refurbishment of Underfloor Wheel Lathes .....	119
Re-gauging of Switch Units – Field Face to Field Face Method.....	204
Reinstatement of Absolute Track Geometry (ATG) West Coast Main Line (WCML) Routes .....	200
Reliability Centred Maintenance of Signalling Equipment.....	154
Renewals Workbank Management.....	195
Reporting and Investigation Manual.....	124
Reporting of Electric Track Equipment Defects .....	63
Reporting of Permanent Way Failures and Incidents .....	206
Reporting of Track Unit Rates (part of the Network Rail Cost Analysis Framework).....	104
Requirement for Powered Point Operating Equipment .....	134
Requirement Specification for “Signals On” Controls for SSI Schemes .....	133
Requirement Specification for a Barrier Operation Relay for L.C. Barriers .....	137
Requirement Specification for a SSI Technician’s Terminal.....	134
Requirement Specification for an IECC System Monitor Terminal .....	136
Requirement Specification for Performance of Long Range Colour Light Signals .....	133
Requirement Specification for Performance of Position Light Signals .....	133
Requirement Specification for TDM Systems .....	135
Requirements for an Asset Maintenance Process.....	137
Requirements for Colour Light Junction Signalling.....	145
Requirements for Level Crossings .....	149
Requirements for Maintenance of Trackwork in Depots by Depot Facility Operators .....	188
Requirements for Processes for Cold-expanding Fishbolt Holes by the Split Sleeve Method .....	188
Requirements for TASS Infrastructure – Installation, Test and Maintenance .....	131
Requirements for TASS Infrastructure – System Description.....	162
Requirements for TASS Infrastructure – System Design .....	131
Requirements for the Operation of the Dynamic Track Stabiliser on or Adjacent to Structures .....	187
Requirements for the Provision and Management of TASS Infrastructure Data .....	132
Requirements for the Provision of SPAD Alarms at Signalling Control Centres.....	131
Requirements for the Weekly Operating Notice, Periodical Operating Notice and Local Operating Instructions (incl. Sectional Appendix) .....	114
Resistive Type Live Line Indicators .....	53
Responsive Maintenance .....	37
Restrictions on Entry into Substations Equipped with GEC Type KC 33kV Switchgear.....	49
Retro-reflective Temporary Speed Equipment.....	132
Review and Commit Planned Work.....	84
Risk Analysis of Signalling Relays.....	164
Risk Assessment and Briefing of Timetable Change.....	112
Risk Based Campaign for the Installation of Tubular Stretcher Bars.....	168
Risk Based Maintenance – Implementation Guidance.....	162
Risk Control Manual .....	90
Road Vehicle Incursions: Risk Assessment of Public and Non-Public Bridge and Neighbouring Sites .....	32
ROSE Project – Implementation Guide .....	162
Route Business (Non-Operations) Briefing Process .....	82
Routine Inspection and Maintenance of Diesel and Electrically Driven Compressed air Installations .....	62
S&C System Specification for the Design of Switches and Crossings.....	193
Safe Working Practices When Working on or Near Signalling Equipment.....	162
Safe Working Practices When Working on or Near Signalling Power Distribution Equipment Above 175 Volts.....	161
Safety of People Working on or Near the Line .....	127
Safety Procedure Manuals .....	125
Safety Validation of Organisational Change.....	125
Saw and Disc Cutting and Drilling of Rail .....	187
Scanning of Documentation .....	81
Scour Assessment of Bridges, Culverts and Retaining Walls .....	31
Screening Conductor for the Immunisation of Telecommunications Cables .....	173
Sentinel Scheme Rules .....	128
Serviceable Concrete Sleepers for use in Running Lines and Sidings .....	194
Serviceable Rail for use in Running Lines and Sidings .....	187
Serviceable Switches and Crossings .....	188
Sharing Framework for Information.....	80
Short-term Works Planning in Infrastructure Maintenance.....	89
Shunting Vehicles for use with Underfloor Wheel Lathe Facilities.....	120
Signal Box Telephone Concentrator System Design and Application Requirements.....	172
Signal Engineering Involvement in Civil Engineering Work.....	157
Signal Engineering: Implementation of IRSE Licensing Scheme - the Route to Competence.....	138
Signal Maintenance Specifications.....	154
Signal Overrun Risk Assessment - Gap Analysis .....	169
Signal Post Telephone Concentrator Systems .....	172
Signal Sighting Assessment Process .....	138
Signaller’s Operating Guide for the use of the IECC Signalling Workstation .....	132
Signalling and Telecommunications Telecoms Clearance for Fixed Transmitters .....	175
Signalling Asset Policy.....	137
Signalling Cable Equivalent Sizes.....	141
Signalling Centre Desks .....	77
Signalling Design Handbook .....	139
Signalling Equipment Affected by Emergency and Temporary Speed Restrictions.....	159
Signalling Equipment Support Specification.....	158

Signalling Equipment Workshop Engineering Notice (SIGWEN021) Signalling Relays.....	157
Signalling Functional Power Loads Data Management.....	158
Signalling Infrastructure Condition Assessment (SICA) Handbook.....	142
Signalling Installation.....	155
Signalling Maintenance Task Intervals.....	154
Signalling Maintenance Testing Handbook (NR/SMTH).....	155
Signalling Maintenance Vehicle Stock Check and Replenishment.....	159
Signalling of Modular Switch and Crossing Renewals.....	150
Signalling Power Circuit Principles.....	150
Signalling Power Distribution Diagrams.....	152
Signalling Power Distribution Equipment above 175 Volts.....	161
Signalling Pre-Commissioning Verification Requirements.....	102
Signalling Principles Handbook.....	146
Signalling Product Specifications.....	145
Signalling Relays (SIGTAN020).....	163
Signalling Requirements for the Application Design & Management of Points.....	141
Signalling Responsibilities for S&C Maintenance.....	159
Signalling Risk Assessment Handbook.....	142
Signalling Scheme Plan Number Controls.....	99
Signalling Scheme Plan Technical Approval Process.....	150
Signalling Scope of Work for Switch and Crossing Renewal Projects.....	145
Signalling Works Test Specifications and Historical Test Value Data.....	164
Signalling Works Testing Handbook.....	147
Signals Passed at Danger and Signal Reversions.....	113
SIGTAN008 Sangamo/Schlumberger Time Switches Used at Level Crossings.....	164
SIGTAN010 Circuit Controllers Used with BR843 Level Crossing Lifting Barriers.....	164
SIGTAN012 Cables and Wiring Used for Signalling Systems.....	163
SIGTAN014 Mechanical Handbook.....	165
SIGTAN015 Relay Plugboard Problems.....	165
SIGTAN016 Westinghouse M3 Point Machine.....	165
SIGTAN019 Westinghouse Signal Machines.....	165
SIGTAN023 Signal Post Replacement Switches.....	165
SIGTAN024 Signalling Control Panels.....	165
SIGTAN025 Electric Lever Locks and Circuit Controllers.....	165
SIGTAN026 Track Circuit Equipment.....	165
SIGTAN030 Earth Testing of Bus-bars.....	165
SIGTAN032 Alignment of Colour Light Signals.....	165
SIGTAN036 Test and Measurement Meters.....	166
SIGTAN039 Signals (General).....	166
SIGTAN040 Train Protection Systems.....	166
SIGTAN041 Battery Cells.....	166
SIGTAN044 Level Crossings.....	166
SIGTAN045 Power Supplies.....	166
SIGTAN046 Treadles.....	166
SIGTAN047 Points (General).....	163
SIGTAN048 TPWS Trackside Equipment.....	166
SIGTAN050 Western Region Type Barrier Machine Hydraulic Ram-ram Pin Failure.....	166
SIGTAN051 GEC FDM Reed Equipment.....	166
SIGTAN052 TPWS in Radio Electronic Token Block (RETB) - Faulting Guidance.....	166
SIGWEN003 GEC-GS HW Point Machine.....	167
SIGWEN006 Smiths Industries Clamp Lock Power Pack.....	167
SIGWEN007 BR843 Level Crossing Lifting Barriers.....	167
SIGWEN008 Westinghouse Signal Machines.....	167
SIGWEN011 BR817 Hydraulic Clamp Lock Power Packs.....	167
SIGWEN014 Labelling of Signalling Equipment.....	167
SIGWEN018 GEC FDM Reed Equipment.....	167
Silicone-Rubber Covered Primary Live Line Insulated Poles.....	54
Silver Migration.....	138
SINCS (Signalling) For Network Rail Fault Management.....	154
Single to Three Phase Converter Installations.....	62
Siting Requirements for Lineside Apparatus Housings.....	164
Sittingbourne - Sheerness: Control and use of VHLC Local Control Panels.....	164
Skills Assessment Scheme.....	45
Sourcing and Purchasing Policy.....	46
Sourcing and Supplier Governance Policy.....	46
Special Inspection of AOCL/AOCL+B and ABCL Level Crossings Including Power Supplies.....	106
Special Inspection of Architectural Features Attached to Station Building Assets.....	36
Special Inspection of Bonding at Bridges, Tunnels and Other Overline Structures.....	74
Specialist Risk Assessment - COSHH for Functions other than Maintenance, Operations and Customer Services and the National Delivery Service (NDS).....	130
Specialist Risk Assessment - COSHH for Infrastructure Maintenance.....	130
Specialist Risk Assessment - COSHH For NDS.....	130
Specialist Risk Assessment - Hand Arm Vibration.....	126
Specialist Risk Assessment - New and Expectant Mothers.....	129
Specialist Risk Assessment - Workplace Noise.....	126
Specialist Risk Assessment COSHH.....	128
Specification for 11, 22, 33 kV Aux. Transformer up to and Including 500kVA for DC Traction Substations.....	47
Specification for 25-0-25kV Traction Autotransformers.....	60
Specification for 25kV AC System Protection Calculations.....	49
Specification for 25kV Booster Transformers for AC Electrified Lines.....	48
Specification for 25kV Disconnectors, Earthing Switches and Switches.....	55
Specification for 415V and 440V Changeover Switchboards for DC Traction Substations.....	47
Specification for 750V dc Switchgear.....	61
Specification for Ancillary Wiring of Electrical Distribution Equipment on AC and DC Electrified Lines.....	48
Specification for B.T. Circuits - Procurement Requirements.....	181
Specification for Cable Troughing.....	174
Specification for Calculation of Protection Settings for DC Circuit Breakers.....	48

Specification for Class II Based Signalling Power Distribution Systems .....	152
Specification for Computer Aided Design .....	100
Specification for Computer Aided Design Formats for Electrification and Plant Documentation .....	52
Specification for DC Immune 25kV Single Phase Isolating Transformers for Interfaces Between AC and DC Electrified Lines .....	49
Specification for Design and Maintenance of Hydraulic Fluid Power Systems .....	52
Specification for Earthing and Bonding for Dollands Moor International Freight Yard .....	51
Specification for Impedance Protection Relay for 650/750V DC Track Feeder Circuit Breakers .....	47
Specification for Installation of Cable Routes Forming Part of The Traction Distribution System .....	52
Specification for Network Rail Telecoms Systems Architecture, Technical Design and Test Assurance .....	181
Specification for New and Upgraded Lifts .....	52
Specification for Optical Fibre Network Design .....	180
Specification for Outdoor Ancillary Cubicles for 25kV AC Isolation Transformers .....	54
Specification For Point Interface Location .....	158
Specification for Prefabricated and Modular Steel Housings for Electrical Distribution Equipment on DC Electrified Lines .....	48
Specification for Protection and Control Devices for Electrical Systems .....	60
Specification for Railway Pumping Installations .....	61
Specification for Remote Control Equipment for Electrical Distribution Systems .....	58
Specification for Secure Configuration and Management of Network Rail Telecom Internet Protocol (IP) Networks, Systems and Devices .....	181
Specification for Signal Sighting Assessment .....	138
Specification for Signalling Power Supplies .....	52
Specification for Station, Footpath, Bridleway, and User Worked Level Crossings .....	149
Specification for Step-down 3-phase Transformers and Earthing Resistors for Power Distribution in DC Traction Systems .....	47
Specification for the Assessment and Certification of Protective Coatings and Sealants .....	33
Specification for the Inspection and Minor Maintenance of Lineside S&T Cable Routes .....	175
Specification for the Installation and Operation of Buffer Sections and Permanently Earthed Sections in AC Overhead Line Equipment .....	51
Specification for the Maintenance of Analogue Transmission Systems .....	179
Specification for the Maintenance of Cable Distribution Frames and Location Cases .....	182
Specification for the Maintenance of CCTV Cameras .....	177
Specification for the Maintenance of CCTV Monitoring Equipment .....	178
Specification for the Maintenance of CCTV Video Recorders .....	178
Specification for the Maintenance of CIS Computers .....	178
Specification for the Maintenance of Clocks .....	178
Specification for the Maintenance of Customer Information System Monitors .....	178
Specification for the Maintenance of DOO(P) CCTV, Guard-Assisted CCTV and DOO Mirror Systems .....	176
Specification for the Maintenance of Driver-to-Signalbox Radio Systems (CSR and SMA) .....	176
Specification for the Maintenance of Electro-mechanical Concentrators .....	176
Specification for the Maintenance of Electronic PABX Concentrators .....	176
Specification for the Maintenance of Electronic PABX Switches .....	179
Specification for the Maintenance of GSM-R Radio BTS, BSC, TCU, Repeater & IVRS Equipment .....	179
Specification for the Maintenance of Help Points .....	178
Specification for the Maintenance of LCD/LED Displays .....	178
Specification for the Maintenance of Lineside Plug Points and Tunnel Emergency Communication Systems (Pinch Wires) .....	177
Specification for the Maintenance of Lineside Telephones and Tail Cables .....	176
Specification for the Maintenance of National Radio Network (NRN) and Overlay Radio Network (ORN) .....	176
Specification for the Maintenance of Network Control Processor Systems .....	176
Specification for the Maintenance of Public Address PCs .....	178
Specification for the Maintenance of Public Address Systems .....	178
Specification for the Maintenance of Radio Electronic Token Block Telecoms Equipment .....	177
Specification for the Maintenance of Recorded Announcement Equipment .....	178
Specification for the Maintenance of Telecommunication Earths and Screening Systems .....	182
Specification for the Maintenance of Telecoms Copper Cables .....	176
Specification for the Maintenance of Telecoms Digital Transmission Systems .....	177
Specification for the Maintenance of Telecoms Optical Fibre Cables .....	182
Specification for the Maintenance of Telephone Instruments in Operational Buildings .....	176
Specification for the Maintenance of UHF Spot Scheme and Marine Radio Systems .....	177
Specification for the Maintenance of Whiteley PETS .....	176
Specification for the Management of Safety Related Infrastructure Records .....	79
Specification for the Preparation and Implementation of Train Descriptor System Parameter Tables .....	135
Specification for the use of Protective Coating Systems .....	33
Specification for the Welding of Transformer Tanks and Conservators During Manufacture .....	48
Specification for Transformer/rectifier Equipments for DC Traction Substations .....	47
Specification for Tyne and Wear Metro (Sunderland Extension) – OLE Maintenance .....	52
Specification of Batteries and Battery Charging Equipment for Electrification Applications .....	48
Specification of Indoor Switchgear for 11, 22, 33kV Distribution Systems for DC Traction Substations .....	47
Specification of Low Voltage Electrical Installations on Railway Premises (Including Plugs, Sockets, Trailing Leads and Appliances) .....	52
Specification of Maintenance Frequency and Defect Prioritisation of Overhead Line Electrification Equipment .....	55
Specification of Security Palisade Fencing for Electrical Distribution Installations for AC and DC Electrified Lines .....	49
Specification of Voltage Testing of High Voltage Electrical Distribution Equipment (Including Cables) on AC and DC Electrified Lines .....	47
Specification: Concrete Sleepers and Bearers .....	192
Sponsor's Handbook .....	105
SSI Applications Manual Contents .....	142
SSI Configuration Guide .....	162
SSI Hardware Problems .....	163
SSI Long Line Link Telecommunications .....	134
SSI Program and Data Problems .....	162
SSI Technicians Manual .....	163
Standard for Replacement Components to be Used on Electrification Equipment .....	70
Standard Maintenance Procedure: Ordering of Switch and Crossing Components .....	202
Standards and Controls Management Manual .....	39
Standards Challenge - Application Form .....	8
Standby Power Supply Requirements for Telecommunications Equipment .....	174
Steel Keys for Bullhead Rail .....	190
Steel Sleepers .....	189
Stock Rail Bolt Torque Application .....	97
Storage, Installation & Testing of TSR & ESR AWS Magnets .....	189
Structural Assessments .....	27

Structure Gauge Recording.....	194
STS Concentrator Auto Line Card.....	186
Supplementary Audible Warning Device (SAWD) for Footpath and Bridleway Level Crossing Systems Protected by a Whistle Board.....	106
Supplementary Audible Warning Device (SAWD) Route Business Process.....	106
Supplementary Audible Warning Devices (AWDs) at Footpath and Bridleway Level Crossings Protected by a Whistle Board.....	150
Supplementary Point Drives and Detection.....	164
Supplier Assurance Framework.....	46
Supplier Qualification.....	46
Supplier Qualification – Core Requirements.....	46
Supplier Quality Assurance (SQA).....	111
Supply and Maintenance of Personal Protective Equipment.....	96
Supply Chain Operations, T&RS and OTM Engineering and Management Manual.....	109
Supply of Optical Fibre Patchcord and Pigtail Assemblies.....	180
Surveillance of Signal Engineering Activities.....	137
Switch & Crossing Assemblies.....	205
Synchronous Digital Hierarchy Multiplexing Equipment.....	173
Target Earth Calculation Methodology for Signalling Power Systems.....	161
Technical Audit Procedure for Plant and Traction and Rolling Stock.....	123
Technical Briefing Document.....	192
Technical Competency Requirements for Design of Overhead Line Equipment.....	50
Technical Requirements for Legacy Train Radio Communication.....	175
Technical Requirements for Security CCTV Systems on Network Rail Infrastructure.....	179
Telecom Cable and Route Installation.....	185
Telecom Maintenance Testing & Fault Investigation Process.....	181
Telecommunications Optical Fibre Cable.....	172
Telecoms Asset Management.....	174
Telecoms Assurance and Compliance.....	172
Telecoms Back Up Power Selection Guidance.....	185
Telecoms Design.....	174
Telecoms Installation.....	174
Telecoms Lineside Copper Cable Enclosures.....	173
Telecoms Maintenance Work Instructions Handbook.....	183
Telecoms Network Terminating Points.....	172
Telecoms Testing and Commissioning Procedure.....	174
Temporary Insulating Covers for Network Rail Signalling Location Cases.....	153
Temporary Vehicular Level Crossings and Temporary Increased use of Existing Level Crossings.....	114
Test and Inspection Plan.....	104
Testing and Commissioning of New or Modified Overhead Contact Systems.....	60
Testing and Commissioning of Telecommunications Equipment and Systems.....	177
Testing for Drugs and Alcohol.....	129
Testing Requirements – Operational Voice Recorders.....	184
Testing Requirements – Public Emergency Telephone Systems.....	184
Testing Requirements - Security CCTV.....	180
Testing Requirements – Signal Box Concentrator.....	184
Testing Telephones at Level Crossings.....	172
The Application of the Observational Approach to the Design of Remedial Works to Earthworks.....	36
The Assessment of Underbridge Capacity.....	36
The Collection and Recording of E&P Condition Data.....	85
The Definition and Review of Maintenance Compliance Indicators.....	82
The Design of Car Parks for Railway Stations and Depots.....	34
The Installation and Maintenance of Stretcher Bars.....	195
The Installation and Upgrading of Escalators and Passenger Conveyors.....	52
The Installation of Electric Point Heating.....	74
The Installation of Switching Station Slab Foundation Bases.....	72
The Loading Manual for Infrastructure Traffic.....	109
The Maintenance of Processor Controlled Concentrators.....	182
The Management of Heat Related Emergency Restrictions of Speed Resulting from High Air Temperatures.....	114
The Management of Rail Defect Removal Timescales.....	201
The Management of Reports of Safety-Related Events on Civil Engineering Infrastructure.....	32
The Management of Structures.....	27
The Management of the Movement of Abnormal Road Loads.....	34
The Provision of Track Category and Traffic Data - Procedure.....	170
The Provision of Welfare Facilities.....	101
The Removal and Reporting of OLE Defects by the OCR Team.....	85
The Reporting, Investigation and Recording of Safety and Sustainable Development Events and Close Calls within Infrastructure Projects.....	130
The Siting of Pantograph Monitoring Equipment.....	49
The Specification and Design of Plain Line Track Renewals.....	206
The Structural Assessment of Underbridges.....	35
The Survey and Design of Telecoms Cable and Route.....	185
The Transmission of Safety Related Information.....	175
The Use of Protective Treatments and Sealants.....	35
Topographic, Engineering, Land and Measured building surveying – Overhead Line Electrification.....	202
Topographic, Engineering, Land and Measured Building Surveying – Strategy and General.....	194
TPWS – Selection of Signals and Other Locations for Provision of Track Sub-system.....	134
TPWS – Track Sub-system Equipment.....	133
TPWS – Track Sub-system Installation Requirements.....	138
TPWS – Transmitter Loop Requirements and Positioning.....	134
TPWS in Areas Where the Control of Train Movements is by RETB Signalling.....	134
TPWS Self Powered Overspeed Sensor (SPOSS) Battery Procurement Specification.....	135
TPWS Signalling Interface Design Requirements.....	133
Track Ballast Returned by Automatic Ballast Cleaners.....	187
Track Bed Investigation, Design and Installation.....	195
Track Blanketing Sand.....	190
Track Cable for DC Electrified Lines.....	54
Track Circuit Assister Interference Detectors.....	136
Track Circuit Interrupters.....	136
Track Circuit Operating Device (T-COD) Identification of Locations for use.....	115

Track Circuit Operating Device Issue 2; Oct 99 .....	137
Track Datum Markers on all Overhead Electrified Lines .....	51
Track Design Handbook .....	202
Track Gauge Specification .....	206
Track Geometry and Rail Ultrasonic Testing Inspection Plans – Compliance Check.....	215
Track Geometry Recording .....	188
Track Geometry: Management of Recording and of Intervention and Immediate Actions Limits.....	192
Track Lubricants .....	205
Track Maintenance Handbook.....	195
Track Maintenance Renewal or Alteration - Used Ballast and Excavation Waste Handling.....	76
Track Quality Requirements at Wheel Impact Load Detection System Locations .....	206
Track Standard Drawings (RE/PW Series).....	206
Track Visitor Permits.....	127
Track Warning Systems.....	126
Tracklink 2/HSD2000 Platform Identification Beacon System (PIBS) For Selective Door Operation (SDO) .....	146
Trackside Pantograph Monitoring Equipment .....	54
Traction Power Isolation Documentation.....	61
Train Actuated Disconnecter (TAD) .....	135
Train Borne Monitoring of Traction Power Contact Systems.....	60
Train Detection .....	134
Train Protection and Warning System (TPWS) – Failure Indication Unit .....	135
Trainer Approval .....	44
Training and Competence in Telecommunication Engineering.....	41
Training Evaluation .....	44
Training, Competence and Assessment in Accident and Incident Investigation.....	40
Training, Planning and Administration .....	44
Traumatic Incident Management .....	128
Tunnel Emergency Communication Wire Product Specification .....	180
Unit Twin Copper Telecommunications Cable .....	173
Unmanned Aircraft System (Drone/UAV) Operations - Managing the Operational Risk .....	117
Urgent Corrective Maintenance of E&P Assets .....	85
Use of Ballast Gluing to Increase the Lateral Resistance of Track.....	187
Use of Lookout Operated Warning System (LOWS) Equipment.....	96
Use of Work Activity Risk Assessment in a Safe System of Work (P&E) .....	99
VDU Based Signalling Control System.....	133
Vehicle Lifting Jacks .....	120
Verification Protocol for Assessment in The Line (AiTL).....	45
Vital Signalling Timer .....	132
VT1 Type Relays Inspection.....	168
Warning and Other Signs for AC and DC Electrified Lines.....	56
Warning Signs for A.C. & D.C. Switching Stations .....	74
Waste Management .....	83
Waste Management Manual.....	76
Waterproofing Systems for Underline Bridge Decks .....	33
Waterproofing Underline Bridge Decks .....	35
Weather – Managing the Operational Risks.....	113
Weekly Operating Notice - Format and Content.....	117
Welding Process – Repair of Wheelburns and Squats.....	204
Welding Process – Use of Welding Tents.....	207
Welding Process – Use of Welding Umbrella and Support Clamp.....	207
Westinghouse Signals FS2600 Track Circuits.....	136
Westinghouse Signals Style 63 Point Machine (Sigwen 002).....	131
Wheelset and Axle Bearings Manual.....	119
Winching Overhead Line Conductors.....	72
Wind Loading of Overhead Line Equipment and Structures .....	28
Wiring of Copper Telecoms Terminations .....	185
Wood Sleepers, Bearers and Longitudinal Timbers .....	192
Work Activity Risk Assessments.....	128
Work Activity Risk Management.....	95
Work Instruction for Carrying out Testing on all Electrified Lines .....	70
Work Instruction for Defect Reporting .....	63
Work Instruction for Jointing, Terminating and Testing Optical Fibre Cables.....	183
Work Instruction for Network Rail/Euro Tunnel Electrical Interface at Folkestone Operating and Maintenance Procedures.....	70
Work Instruction for Production of Mean and Peak Current Profiles for 25kV AC Electrification .....	70
Work Instruction for the Maintenance of Public Address Voice Alarm (PAVA) Equipment.....	183
Work Instruction for the Maintenance of Telecommunication Power Plant, Batteries, Inverters and Uninterruptible Power Supplies .....	182
Work Instruction for the Maintenance of Voice Recorders .....	182
Work Instruction for the Manual Installation of Telecommunications Cables.....	183
Work Instruction for the Operation of 11kV Supplies at Slade Green Depot, Ashford IECC and Victoria Station .....	71
Work Instructions for Ultrasonic Rail Testing .....	200
Working Instructions for DC Electrified Lines in the Liverpool Area .....	62
Working Instructions for DC Electrified Lines on the Northern City Line .....	70
Working of Passenger Trains Over Non-Passenger Lines.....	113
Working on or About 25kV AC Electrified Lines.....	70
Working on or Adjacent to Conductor Rail.....	85
Working on or Near 650V Signalling Power Supplies .....	153
Working Safely at Height .....	127
Working Safely at Height Manual .....	96
Working Safely in the Vicinity of Buried Services .....	170
Working with Information Classifications - Security.....	81
Works Planning Using PossMan .....	89
Worksafe Procedure.....	129
Worksafe Review Procedure .....	95
WRSL – Style 63 Point Machine (SIGTAN 002).....	163

# Individual Standards Order Form - Network Rail Standards

Please send me the following publications. (See page 15 for price bands)

Standard/Module No.	Title	Quantity	Paper/Digital	Total

**Subtotal**

**Delivery & Packaging (Paper only)**

UK (1-2 Days) add 5% (Min £5.95+VAT, max £50+VAT)

Western Europe (4-5 Days) add 7% (Min £9.95+VAT, max £75+VAT)

Rest of World (4-5 Days) add 15% (Min £14.95+VAT, max £150+VAT)

**GRAND TOTAL**

## Payment method:

☐ Payment enclosed (cheques made payable to IHS)

☐ Please charge my credit card

☐ AMEX ☐ Mastercard/Eurocard

☐ VISA ☐ Switch/Maestro

Card Security No.                 Switch No.

Card No.

Start Date    /    Expiry Date    /

Signature

Date    /    /

## Delivery address:

Name

Job title

Company

Address

Telephone

Email

☐ Opt-in news and information from IHS via email  
(Please clearly print email address above)

EC CUSTOMERS. Please insert your VAT /TVA / BTW / MWSt. /  
MOMS / FPA / IVA / ALV registration number in the space provided

**Network Rail Document Centre**

**IHS Retail, IHS Global Ltd**

**Capitol Building,**

**Oldbury**

**Bracknell RG12 8FZ**

**Tel: 01344 328039**

**Fax 01344 328005**

**Email: [emeastore@ihs.com](mailto:emeastore@ihs.com)**

**Please quote ref:Nr111 when placing an order**

