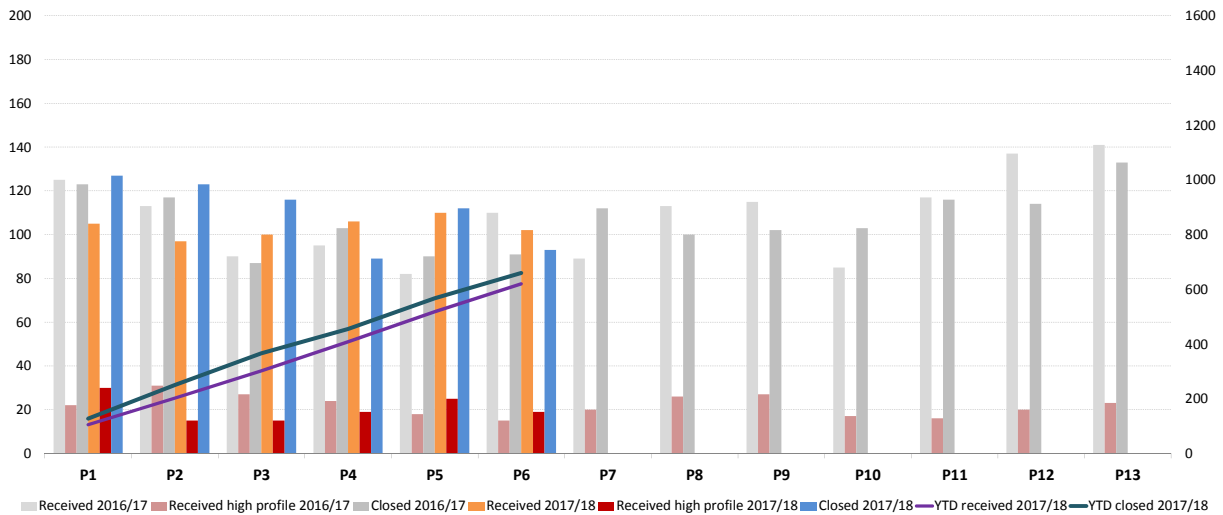


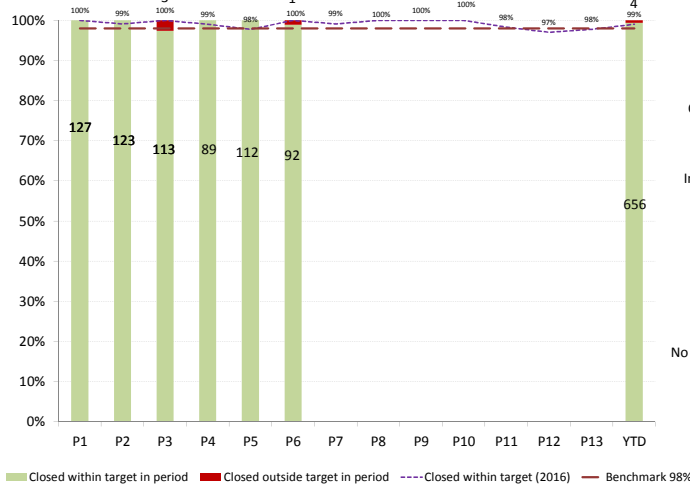
# Legal - Freedom of Information

## Key Metrics

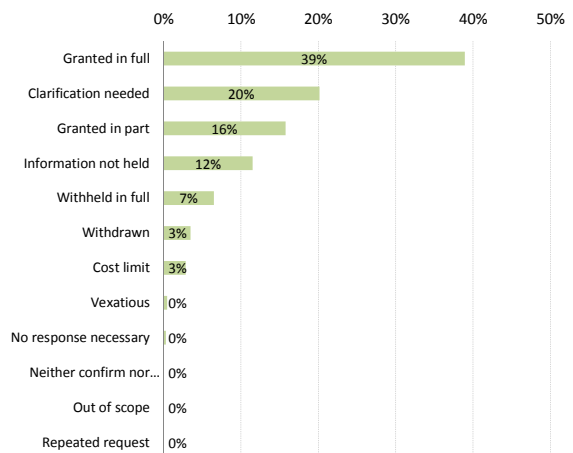
Summary of Freedom of Information requests



Requests closed within target



Closed cases outcome summary YTD



### How are we doing against our targets?

The overall intake of new requests for Period 6 (P6) was 102 – this is a 7% decrease when compared to both the preceding period and P6 2016/17 (both of which stood at 110 requests). The average weekly intake of requests for the period remains steady at 26; we were receiving requests at exactly the same average rate per week this time last year.

The number of high profile cases received during P6 decreased by 24% compared to the previous period – although this is likely, at least partially, to be the result of a change in reporting practices within the team.

We achieved 99% compliance during P6, this is in line with the overall YTD compliance rate which remains steady at 99%. This represents an extremely high level of performance well ahead of the regulator’s benchmark of 90%.

We provided information in response to 59% of requests during P6 and this increased our YTD disclosure rate to 55%. The overall disclosure rate for 2016/17 was 47%, if this trend continues then we will significantly improve on this rate by the end of the year.

We received eight new first stage appeals (Internal Reviews - IRs) during P6; this is a notable increase compared to previous period when we received three IRs. Four IRs were closed during P6.

There were no new second stage appeals to the Information Commissioner’s Office (ICO) in P6, and no cases are currently pending or under investigation by the ICO. This continues to be a significantly better position than many comparable public authorities, and is due to the robust internal review process we have developed.

It remains the case that there have been no third stage appeals to the First-Tier Tribunal.