


## ANGLIA ROUTE

Route	At or Between	Week Numbers	Traffic Remarks
EA1012	Halifax Jn and East Suffolk Jn	41, 53, 02, 13, 15, 29,  Down Main/Up Main/Platform 3 BLOCKED T2D 0100 to 0500 Tue to Fri  (IPS 102)	TRAINS TO TRAVEL VIA THE UP MAIN/PLATFORM 2 BI-DIRECTIONAL LINE BETWEEN HALIFAX JN AND IPSWICH RECEPTION LINES / EAST SUFFOLK JN NO ISOLATION PERMITTED ACCESS AVAILABLE TO/FROM FOUNDOUT SIDINGS AT IPSWICH VIA SHUNT NECK / PLATFORM 4. LOCOMOTIVE MOVEMENTS FROM CARRIAGE SIDINGS 1 AND FUELLING POINT TO BE ROUTED VIA SHUNTNECK AND PLATFORM 4 TO HALIFAX JN AND RETURN VIA UP MAIN / PLATFORM 2. NXEA TRAINS TO BE STABLED IN PLATFORM 3 AND PLATFORM 1

**ANGLIA ROUTE - continued**

Route	At or Between	Week Numbers	Traffic Remarks
EA1012	East Suffolk Jn and Haughley Jn	42 (Thu,Fri) 47 (Wed, Thu, Fri) 03 (Thu, Fri) 08 (Thu, Fri) 20 (Tue, Wed) 34 (Tue, Wed, Thu, Fri)  Down Main BLOCKED 00:35 to 04:50	SINGLE LINE WORKING OVER THE UP MAIN. TRAINS TO BE RETIMED.  

**STRUCTURE FOR THE AMENDED TRAIN PLAN**

Network Rail requires operators to prepare a revised bid.

Trains to be re-timed to travel over the Up line under Single Line Working (SLW) arrangements.  
The SLW is between No.1364 points and No.2396 points. The first train through the single line will be 1P72.

For trains travelling in the wrong direction, [3] minutes engineering recovery allowance to be added for pilotman's instructions, [10] minutes to be added for running at reduced speed (50mph where possible), [2] minutes engineering recovery allowance to be added for cautioning past each worksite and [1] minute engineering recovery allowance to be added for setting down pilotman.

For trains travelling in the right direction, [2] minutes engineering recovery allowance to be added for cautioning past each worksite.

A further [2] minutes engineering recovery allowance to be added to trains travelling in both directions for cautioning over level crossings on local control. *(This will be added to the Structure of the Amended Train Plan if known)*

**ANGLIA ROUTE - continued**

Route	At or Between	Week Numbers	Traffic Remarks
EA1012	Haughley Jn and East Suffolk Jn	00:35 to 04:50 39 (Mon, Tue, Wed) 42 (Mon, Tue, Wed) 47 (Mon, Tue) 03 (Tue, Wed) 08 (Tue, Wed) 20 (Thu, Fri) 28 (Thu, Fri)  Up Main BLOCKED	SINGLE LINE WORKING OVER THE DOWN MAIN. TRAINS TO BE RETIMED.

**STRUCTURE FOR THE AMENDED TRAIN PLAN**

Network Rail requires operators to prepare a revised bid.

Trains to be re-timed to travel over the Down line under Single Line Working (SLW) arrangements.

The SLW is between No.2396 points and No.1364 points. The first train through the single line will be 6L26 (1P72 to run as booked).

For trains travelling in the wrong direction, [3] minutes engineering recovery allowance to be added for pilotman's instructions, [7] minutes to be added for running at reduced speed (50mph where possible), [2] minutes engineering recovery allowance to be added for cautioning past each worksite and [1] minute engineering recovery allowance to be added for setting down pilotman. *(use [20] for first train which allows 3 mins for pilotman's instructions and 17 mins for advising 2 worksites)*

For trains travelling in the right direction, [2] minutes engineering recovery allowance to be added for cautioning past each worksite.

A further [2] minutes engineering recovery allowance to be added to trains travelling in both directions for cautioning over level crossings on local control. *(This will be added to the Structure of the Amended Train Plan if known)*

**ANGLIA ROUTE - continued**

Route	At or Between	Week Numbers	Traffic Remarks
EA1013	NORWICH STATION AREA MAINTENANCE TYPE C  Norwich and Thorpe Jn	43, 50, 03, 10, 16, 23, 29, 36 (Wed/Thu only), *05, 22 Mon/Tue – Thu/Fri  Line W/Line D/Platform 1 BLOCKED T3 *2215 Wed to 0415 Thu  Low Level Sidings BLOCKED T4 *2215 Wed to 0415 Thu  Connection/Headshunt BLOCKED T4 *2215 Wed to 0415 Thu  *Applies Mon/Tue, Tue/Wed, Wed/Thu & Thu/Fri in Weeks 5 & 22	TRAINS TO TRAVEL OVER LINE C. NXEA AND EAST MIDLANDS TRAINS UNITS TO BE STABLED IN JUBILEE SIDINGS AS REQUIRED.  TRAINS MAY ALSO STABLE IN ROYAL DOCK/LOWLEVEL SIDINGS BUT MUST BE SCOTCHED AND MARKED "NOT TO BE MOVED".  POINT NUMBERS: 2858B, 2861A, 2868


Route	At or Between	Week Numbers	Traffic Remarks
EA1013	NORWICH STATION AREA MAINTENANCE TYPE D  Norwich and Whitlingham Jn  Whitlingham Jn and Norwich  Norwich	43, 50, 03, 10, 16, 23, 29, 36 Mon/Tue & Tue/Wed *15 Mon/Tue – Thu/Fri  Line E/Line A/Down Lowestoft BLOCKED T3 *2330 Mon/Tue to 0400 Tue/Wed  Up Lowestoft/Line B BLOCKED T3 *0045 to 0400 Tue/Wed  Platforms 4,5,6 BLOCKED T3 *2330 Mon/Tue to 0400 Tue/Wed  *Applies Mon/Tue, Tue/Wed, Wed/Thu & Thu/Fri in Week 15	TRAINS TO BE RE-PLATFORMED AS REQUIRED. EAST MIDLANDS TRAINS UNITS TO STABLE IN PLATFORMS 5 & 6. NXEA UNIT TO STABLE IN PLATFORMS 1- 4 (SECTIONAL APPENDIX SECT.3 REFERS)  CONFIRMATION REQUIRED IN THE DPPP IF PLATFORMS TO BE KEPT CLEAR.  POINT NUMBERS: 2873, 2875, 2874, 2872B, 2866, 2865, 2860A, 2856, 2853A, 2852B

**ANGLIA ROUTE - continued**

Route	At or Between	Week Numbers	Traffic Remarks
EA1013	NORWICH STATION AREA MAINTENANCE TYPE G (Formerly weeknight type E)	43, 50, 03, 10, 16, 23, 29, 36 Fri only *04 Tue to Fri	<p>TRAINS TO BE RE-PLATFORMED AS REQUIRED. 0010 TO 0145 AND 0415 TO 0530 *FRI, TRAINS TO TRAVEL OVER DOWN BI-DIRECTIONAL LINE/LINE D BETWEEN THORPE JN AND LAKENHAM.</p> <p>*(APPLIES TUE TO FRI IN WEEK 04)</p> <p>POINT NUMBERS: 2844, 2843, 2841, 2840, 2838.</p>
	Thorpe Jn and Trowse Swing Bridge	Line C BLOCKED T3 *0010 to 0530 Fri	
	Trowse Swing Bridge and Lakenham	Up Main/Trowse Loop BLOCKED T3 *0010 to 0530 Fri	
	Lakenham and Thorpe Jn	Down Main/Line D BLOCKED T3 *0145 to 0415 Fri	
		*Applies Tue-Fri in Week 04	

Route	At or Between	Week Numbers	Traffic Remarks
EA1161/ EA1230	Stansted South Jn/ Stansted East Jn/ Royston and Ely Dock Jn/ Chippenham Jn WA CYCLIC TYPE 2	39 (including Signals Prep for Cambridge A&B) 45 (including Signals Prep for Whittlesford)(not Tue night due to UTU running) 51 (including Signals Prep for Foxton) 04, 10, 16 (not Tue night due to UTU running), 22, 28, 34  Down and Up Cambridge/ Chord BLOCKED 2345 M-Th to 0430 T-F	<p>AMENDED TRAIN PLAN STRUCTURE: ROAD TRANSPORT FOR NXEA/FCC SERVICES BETWEEN BISHOPS STORTFORD / HITCHIN AND ELY FROM 2345 UNTIL END OF SERVICE. ADDITIONAL STABLING REQUIRED AT BISHOPS STORTFORD. CROSS COUNTRY 5K51 TO BE RETIMED IF REQUIRED. NO ISOLATIONS PERMITTED. <b>DMU TO STABLE PLATFORM THREE AT ELY</b></p> <p>These cyclics must align with LNE cyclical maintenance possessions between Hitchin (Cambridge Jn) &amp; Meldreth. Hitchin &amp; Tottenham Hale depots to liaise on possession limits at Royston.</p>

**ANGLIA ROUTE - continued**

Route	At or Between	Week Numbers	Traffic Remarks
EA1280/ EA1340/ EA1350	Stratford Central Jn West/ Channelsea North Jn/ Lea Jn and Temple Mills West Jn  WA CYCLIC TYPE 4	33 Down and Up Temple Mills/ Down and Up High Meads Loop BLOCKED 0055 Th to 0420 Th 0055 F to 0505 F	AMENDED TRAIN PLAN STRUCTURE: ECS TO/FROM ORIENT WAY DIVERTED VIA TOTTENHAM HALE. ROUTE VIA DUDDING HILL, KEW EAST, NEW KEW JN, BARNES AND CLAPHAM JN TO BE AVAILABLE.
EA1160/ EA1200/ EA1280	Hackney Downs and Chingford/ Coppermill Jn  Tottenham S Jn and Cheshunt Jn  WA CYCLIC TYPE 5 AMENDED (in connection with NLLRIP 15 week blocked)	48 Down and Up Cambridge/ Down and Up Chingford BLOCKED 2310 M-Th to 0505 T-F  Down & Up Cambridge BLOCKED 2310 M-Th to 0505 T-F	FREIGHT SERVICES DIVERTED VIA SOUTH TOTTENHAM AND SEVEN SISTERS. PASSENGER SERVICES DIVERTED VIA RECTORY ROAD AND SEVEN SISTERS. AMENDED TRAIN PLAN STRUCTURE: ROAD TRANSPORT BETWEEN LIVERPOOL STREET AND CHINGFORD.  Isolations affecting Chingford Carriage Sidings to be withdrawn by 0445 T-F. 8 platforms to be available at Liverpool St for outstabling from Chingford CS
EA1160/ EA1200/ EA1280	Hackney Downs/ Ruckholt Road Jn and Cheshunt/ Chingford WA CYCLIC TYPE 5	07, 19, 22, 23 (for PL renewals at Brimsdown (both weeks are reqd)), 31 Down and Up Cambridge/ Down and Up Chingford/ Down and Up High Meads Loop/ Down and Up Temple Mills BLOCKED 2310 M-Th to 0505 T-F	AMENDED TRAIN PLAN STRUCTURE: ROAD TRANSPORT BETWEEN LIVERPOOL STREET AND CHINGFORD. ISOLATIONS AFFECTING CHINGFORD CARRIAGE SIDINGS TO BE WITHDRAWN BY 0445 T-F. 8 PLATFORMS TO BE AVAILABLE AT LIVERPOOL STREET FOR OUTSTABLING FROM CHINGFORD CS. ROUTE VIA DUDDING HILL, KEW EAST, NEW KEW JN, BARNES AND CLAPHAM JN TO BE AVAILABLE.  


**ANGLIA ROUTE - continued**

<b>Route</b>	<b>At or Between</b>	<b>Week Numbers</b>	<b>Traffic Remarks</b>
EA1162	Ely North Jn and Kings Lynn WA CYCLIC TYPE 8	49, 08, 20, 29 All BLOCKED 2305 M-Th to 0350 T-F	TRAINS MAY BE STABLED IN KINGS LYNN PLATFORMS (EAST ANGLIA SECTIONAL APPENDIX, SECTION 1 REFERS). AMENDED TRAIN PLAN STRUCTURE: 2215 KINGS CROSS-KINGS LYNN TO TERMINATE AT ELY. ROAD TRANSPORT BETWEEN ELY AND KINGS LYNN
EA1170/ EA1190	Hackney Downs North Jn and Cheshunt/ Enfield Town WA CYCLIC TYPE 20	04, 05 ( <i>for renewals</i> ), 20, 32 ( <i>not Mon night due to UTU running</i> ) Down and Up Enfield/ Down and Up Southbury BLOCKED 2325 M-Th to 0515 T-F	AMENDED TRAIN PLAN STRUCTURE: ROAD TRANSPORT BETWEEN LIVERPOOL STREET AND ENFIELD. OTHER SERVICES DIVERTED VIA TOTTENHAM HALE UNTIL 0110 T-Th, 0120 F.

**ANGLIA ROUTE - continued**

Route	At or Between	Week Numbers	Traffic Remarks
EA1310/ EA1320	Kensal Green Jn and Acton Wells Jn/ Mitre Bridge Jn NLL CYCLIC TYPE 1 AMENDED  -----	39, 45, 52 Down and Up North London Line/ Down and Up High Level BLOCKED 0035 to 0530 T-F  -----	FREIGHT SERVICES TO/FROM WESTERN AND SOUTHERN ROUTES DIVERTED VIA WEMBLEY YARD (RR), DOWN/UP WILLESDEN RELIEF, MITRE BRIDGE JN OR ACTON CANAL WHARF. ROUTE VIA DUDDING HILL, KEW EAST, NEW KEW JN, BARNES AND CLAPHAM JN TO BE AVAILABLE.  -----
	Camden Road West Jn/ Junction Road Jn and Acton Wells Jn/ Mitre Bridge Jn/ Willesden Harlesden Jn/ Willesden Suburban Jn NLL CYCLIC TYPE 1	14 ( <i>for Kew Curve PL renewal FUW</i> ) 17 20 Down and Up North London Line/ Down and Up Tottenham and Hampstead/ Down and Up High Level/ Down and Up City/ Down and Up New Lines BLOCKED 0035 to 0530 T-F	FREIGHT SERVICES DIVERTED VIA PRIMROSE HILL, WCML AND SOUTH WEST SIDINGS. ROUTE VIA DUDDING HILL, KEW EAST, NEW KEW JN, BARNES AND CLAPHAM JN TO BE AVAILABLE. GBRF/FCC ECS MOVES TO BE DIVERTED AND RETIMED.   NLL Cyclic Type 1 Amended in connection with NLLRIP 15 week blockade.

**ANGLIA ROUTE - continued**

Route	At or Between	Week Numbers	Traffic Remarks
EA1310/ EA1330	Acton Wells Jn and Gunnersbury Jn/ Old Kew Jn/ New Kew Jn NLL CYCLIC TYPE 3	42, 01, 26 Down and Up North London Line/ Down and Up Kew Branch BLOCKED 0030 to 0510 T-F	MIDLAND MAIN LINE-SOUTHERN FREIGHT SERVICES DIVERTED VIA CARLTON ROAD JN, JUNCTION ROAD JN, SOUTH TOTTENHAM, STRATFORD, GOSPEL OAK, WILLESDEN HIGH LEVEL JN AND THE WEST LONDON LINE. FREIGHT SERVICES DIVERTED VIA BEDFORD / BLETCHLEY IN WEEKS 42 & 01 IN CONNECTION WITH NLLRIP 15 WEEK BLOCKADE.
EA1360	Acton Wells Jn and Brent Curve Jn/ Cricklewood Curve Jn NLL CYCLIC TYPE 4   <small>RE NLL Cycle Type Type Type 4 LN3219 LN322 4 LN3219 LN3222.msg</small>	41 Down and Up Cricklewood BLOCKED 2325 M-F to 0500 T-S  47, 53, 06, <b>12, 18, 24, 30, 36</b> Down and Up Cricklewood BLOCKED 2325 M-Th to 0500 T-F  (Weeks 47, 12, 24, 36 to be Acton Canal Wharf Jn-Brent Curve Jn/Cricklewood Curve Jn BLOCKED to allow route between Acton Wells Jn-Acton Canal Wharf Jn-Willesden No.7 to be available. This is in connection with Wessex possessions and to provide a route for 6X10)	MIDLAND MAIN LINE-SOUTHERN FREIGHT SERVICES DIVERTED VIA CARLTON ROAD JN, JUNCTION ROAD JN, SOUTH TOTTENHAM, STRATFORD, GOSPEL OAK, WILLESDEN HIGH LEVEL JN AND THE WEST LONDON LINE. FREIGHT SERVICES DIVERTED VIA BEDFORD / BLETCHLEY IN WEEKS 41, 47 & 53 IN CONNECTION WITH NLLRIP 15 WEEK BLOCKADE.

  
FW FLHH and the  
NLL blockade.msg

**ANGLIA ROUTE - continued**

<b>Route</b>	<b>At or Between</b>	<b>Week Numbers</b>	<b>Traffic Remarks</b>
EA1370	Gospel Oak Jn and Woodgrange Park Jn NLL CYCLIC TYPE 5	15 27 Down and Up Tottenham and Hampstead BLOCKED 0020 to 0530 T-S  <i>(LNE Carlton Road Jn-Junction Road Jn is blocked midweek nights in Weeks 44, 03, 15, 27)</i>	FREIGHT SERVICES DIVERTED VIA FOREST GATE JN, STRATFORD AND CAMDEN ROAD. ROUTE VIA DUDDING HILL, KEW EAST, NEW KEW JN, BARNES AND CLAPHAM JN TO BE AVAILABLE.
EA1310	South Acton Jn and Richmond NLL CYCLIC TYPE 8	48, 08, 20, 32 Down and Up North London Line BLOCKED 0005 to 0510 T-F	LUL TRAIN TO BE STABLED AT RICHMOND (EAST ANGLIA SECTIONAL APPENDIX SECTION 1 REFERS). LUL TRAIN TO BE REPLATFORMED AS NECESSARY.

**ANGLIA ROUTE - continued**

Route	At or Between	Week Numbers	Traffic Remarks
EA1380	Fenchurch Street and Upney Jn LTS CYCLIC TYPE 1	42, 05 ( <i>not Mon night due bank holiday</i> ), 15, 16 ( <i>for renewals - East Ham PL renewal</i> ), 28 Down and Up Main BLOCKED 2240 M-Th to 0440 T-F	TRAINS DIVERTED TO LIVERPOOL STREET. NO ACCESS TO EAST HAM DEPOT. AMENDED TRAIN PLAN STRUCTURE: c2c SERVICES DIVERTED TO LIVERPOOL STREET.
EA1380	Barking Tilbury Line Jn West and Pitsea.  Upminster and Grays LTS CYCLIC TYPE 2	07, 17 ( <i>for renewals – Elm Park PL renewal</i> ), 30 Down and Up Main/ Down and Up Connecting/ Single BLOCKED 2235 M-Th to 0430 T-F	TRAINS DIVERTED VIA RAINHAM. AMENDED TRAIN PLAN STRUCTURE: c2c SERVICES DIVERTED VIA RAINHAM. ROAD TRANSPORT BETWEEN UPMINSTER, GRAYS AND PITSEA.
EA1380	Barking Tilbury Line Jn West and Laindon LTS CYCLIC TYPE 2A	50 Down and Up Main/ Down and Up Connecting BLOCKED 2235 M-Th to 0430 T-F	TRAINS DIVERTED VIA RAINHAM. AMENDED TRAIN PLAN STRUCTURE: c2c SERVICES DIVERTED VIA RAINHAM. ROAD TRANSPORT BETWEEN BARKING AND PITSEA. SHUTTLE SERVICE BETWEEN UPMINSTER AND GRAYS.
EA1410	Upminster and Grays LTS CYCLIC TYPE 2B	25 Down and Up Main/ Down and Up Connecting BLOCKED 2235 M-Th to 0430 T-F	TRAINS DIVERTED VIA RAINHAM. AMENDED TRAIN PLAN STRUCTURE: c2c SERVICES DIVERTED VIA RAINHAM. ROAD TRANSPORT BETWEEN UPMINSTER AND GRAYS.

**ANGLIA ROUTE - continued**

Route	At or Between	Week Numbers	Traffic Remarks
EA1380	Upminster Jn and Pitsea Jn LTS CYCLIC TYPE 3	37, 49, 33 Down and Up Main BLOCKED 2240 M-Th to 0440 T-F	TRAINS DIVERTED VIA OCKENDON AND GRAYS OR VIA RAINHAM. AMENDED TRAIN PLAN STRUCTURE c2c SERVICES DIVERTED VIA OCKENDON AND GRAYS OR VIA RAINHAM. ROAD TRANSPORT BETWEEN UPMINSTER AND PITSEA.
EA1390	Thames Haven Jn and Pitsea Jn LTS CYCLIC TYPE 4a	38, 51, 23 Down and Up Tilbury BLOCKED 2220 M-Th to 0420 T-F	AMENDED TRAIN PLAN STRUCTURE: c2c SERVICES TO TERMINATE AT GRAYS.
EA1390	Stanford-le-Hope and Pitsea Jn LTS CYCLIC TYPE 4b	11, 35 ( <i>Wed and Thurs night only</i> ) Down and Up Tilbury BLOCKED 2220 M-Th to 0420 T-F	AMENDED TRAIN PLAN STRUCTURE: c2c SERVICES TO TERMINATE AT STANFORD LE HOPE.
EA1380	Leigh-on-Sea and Pitsea C/End LTS CYCLIC TYPE 6	48 ( <i>not Tue night due to UTU running</i> ), 13, 32, Up Main BLOCKED 2335 MT to 0545 TW	TRAINS TO TRAVEL OVER THE DOWN MAIN BI-DIRECTIONAL LINE.
EA1380	Pitsea C/End and Leigh-on-Sea LTS CYCLIC TYPE 7	48, 13, 32 Down Main BLOCKED 2335 WTh to 0545 ThF	TRAINS TO TRAVEL OVER THE UP MAIN BI-DIRECTIONAL LINE.
EA1380	Southend Central and Leigh-on-Sea LTS CYCLIC TYPE 8	52, 9, 24, 36, Up Main BLOCKED 2325 MT to 0600 TW (Monday night T2H Between Trains in Week 9)	TRAINS TO TRAVEL OVER THE DOWN MAIN BI-DIRECTIONAL LINE.
EA1380	Leigh-on-Sea and Southend Central LTS CYCLIC TYPE 9	52, 9, 24, 36, Down Main BLOCKED 2325 WTh to 0600 ThF	TRAINS TO TRAVEL OVER THE UP MAIN BI-DIRECTIONAL LINE.

**ANGLIA ROUTE - continued**

<b>Route</b>	<b>At or Between</b>	<b>Week Numbers</b>	<b>Traffic Remarks</b>
EA1380	Shoeburyness L/End and Southend Central LTS CYCLIC TYPE 10	10 Up Main BLOCKED 2320 MT to 0600 TW	TRAINS TO TRAVEL OVER THE DOWN MAIN BI-DIRECTIONAL LINE.
EA1380	Pitsea C/End and Southend Central L/End	2, 4 Down Main BLOCKED 2335 M-Thu to 0410 T-F ( <i>Leigh-on-Sea ROW, FUW</i> )	TRAINS TO TRAVEL OVER THE UP MAIN BI-DIRECTIONAL LINE.
EA1380	Southend Central and Shoeburyness L/End LTS CYCLIC TYPE 11	10 Down Main BLOCKED 2320 WTh to 0600 ThF	TRAINS TO TRAVEL OVER THE UP MAIN BI-DIRECTIONAL LINE.

**ANGLIA ROUTE - continued**

Route	At or Between	Week Numbers	Traffic Remarks
EA1530	Haughley Jn and Bury St.Edmunds	45 (Mon, Tue, Wed) 49 (Mon, Tue) 52 (Mon, Tue, Wed) 09 (Wed, Thu, Fri) 17 (Thu, Fri) 23 (Wed, Thu, Fri) 29 (Mon, Tue, Wed) 31 (Thu, Fri) 35 (Mon, Tue)  Up BLOCKED ( <i>westbound line</i> ) 0010 TO 0505 T-S	SINGLE LINE WORKING OVER THE DOWN ( <i>eastbound</i> ) LINE. TRAINS TO BE RETIMED.

STRUCTURE FOR THE AMENDED TRAIN PLAN  
Network Rail requires operators to prepare a revised bid.

Trains to be re-timed to travel over the Down (*eastbound*) line under Single Line Working (SLW) arrangements.  
The SLW is between No.2397 points and Bury No..28 points.

For trains travelling in the wrong direction, [3] minutes engineering recovery allowance to be added for pilotman's instructions, [10] minutes to be added for running at reduced speed (50mph where possible), [2] minutes engineering recovery allowance to be added for cautioning past each worksite and [1] minute engineering recovery allowance to be added for setting down pilotman.

For trains travelling in the right direction, [2] minutes engineering recovery allowance to be added for cautioning past each worksite.

A further [2] minutes engineering recovery allowance to be added to trains travelling in both directions for cautioning over level crossings on local control. (*This will be added to the Structure of the Amended Train Plan if known*)

**ANGLIA ROUTE - continued**

Route	At or Between	Week Numbers	Traffic Remarks
EA1530	Bury St.Edmunds and Haughley Jn	45 (Thu, Fri) 49 (Wed, Thu, Fri) 52 (Thu, Fri) 09 (Mon, Tue) 17 (Tue, Wed) 23 (Mon, Tue) 29 (Thu, Fri) 31 (Mon, Tue, Wed) 35 (Wed, Thu, Fri)  Down BLOCKED ( <i>eastbound line</i> ) 0010 TO 0505 T-S	SINGLE LINE WORKING OVER THE UP ( <i>westbound</i> ) LINE. TRAINS TO BE RETIMED.

STRUCTURE FOR THE AMENDED TRAIN PLAN  
Network Rail requires operators to prepare a revised bid.

Trains to be re-timed to travel over the Up (*westbound*) line under Single Line Working (SLW) arrangements.  
The SLW is between Bury No.28 points and No.2397 points.

For trains travelling in the wrong direction, [3] minutes engineering recovery allowance to be added for pilotman's instructions, [10] minutes engineering recovery allowance to be added for a backshunt, [9] minutes to be added for running at reduced speed (50mph where possible), [2] minutes engineering recovery allowance to be added for cautioning past each worksite and [1] minute engineering recovery allowance to be added for setting down pilotman.

For trains travelling in the right direction, [2] minutes engineering recovery allowance to be added for cautioning past each worksite.

A further [2] minutes engineering recovery allowance to be added to trains travelling in both directions for cautioning over level crossings on local control. (*This will be added to the Structure of the Amended Train Plan if known*)

**ANGLIA ROUTE - continued**

Route	At or Between	Week Numbers	Traffic Remarks
EA1530	Bury St.Edmunds and Chippenham Jn	46 (Wed, Thu) 02 (Mon, Tue) 12 (Wed, Thu) 16 (Mon, Tue) 24 (Wed, Thu) 32 (Wed, Thu)  Up BLOCKED ( <i>westbound line</i> ) 2350 M-F to 0530 T-S	SINGLE LINE WORKING OVER THE DOWN ( <i>eastbound</i> ) LINE. TRAINS TO BE RETIMED.

STRUCTURE FOR THE AMENDED TRAIN PLAN  
 Network Rail requires operators to prepare a revised bid.

Trains to be re-timed to travel over the Down (*eastbound*) line under Single Line Working (SLW) arrangements.  
 The SLW is between Bury No.28 points and Chippenham No.11 points.

For trains travelling in the wrong direction, [3] minutes engineering recovery allowance to be added for pilotman's instructions, [10] minutes engineering recovery allowance to be added for a backshunt, [8] minutes to be added for running at reduced speed (50mph where possible), [2] minutes engineering recovery allowance to be added for cautioning past each worksite and [1] minute engineering recovery allowance to be added for setting down pilotman.

For trains travelling in the right direction, [2] minutes engineering recovery allowance to be added for cautioning past each worksite.

**ANGLIA ROUTE - continued**

<b>Route</b>	<b>At or Between</b>	<b>Week Numbers</b>	<b>Traffic Remarks</b>
EA1530	Chippenham Jn and Bury St.Edmunds	46 (Mon, Tue) 02 (Wed, Thu) 12 (Mon, Tue) 16 (Wed, Thu) 24 (Mon, Tue) 32 (Mon, Tue)  Down BLOCKED ( <i>eastbound line</i> ) 2350 M-F to 0530 T-S	SINGLE LINE WORKING OVER THE UP ( <i>westbound</i> ) LINE. TRAINS TO BE RETIMED.

STRUCTURE FOR THE AMENDED TRAIN PLAN

Network Rail requires operators to prepare a revised bid.

Trains to be re-timed to travel over the Up (*westbound*) line under Single Line Working (SLW) arrangements.  
The SLW is between Chippenham No.11 points and Bury No.28 points.

For trains travelling in the wrong direction, [3] minutes engineering recovery allowance to be added for pilotman's instructions, [10] minutes engineering recovery allowance to be added for a backshunt, [9] minutes to be added for running at reduced speed (50mph where possible), [2] minutes engineering recovery allowance to be added for cautioning past each worksite and [1] minute engineering recovery allowance to be added for setting down pilotman.

For trains travelling in the right direction, [2] minutes engineering recovery allowance to be added for cautioning past each worksite.

**ANGLIA ROUTE - continued**

Route	At or Between	Week Numbers	Traffic Remarks
EA1540	Chippenham Jn and Soham	44 (Wed, Thu) 53 (Mon, Tue) 11 (Wed, Thu) 19 (Wed, Thu) 30 (Wed, Thu)  Down BLOCKED 2345 M-F to 0630 T-S	SINGLE LINE WORKING OVER THE UP. TRAINS TO BE RETIMED.

STRUCTURE FOR THE AMENDED TRAIN PLAN  
Network Rail requires operators to prepare a revised bid.

Trains to be re-timed to travel over the Up line under Single Line Working (SLW) arrangements.  
The SLW is between Chippenham No,11 points and CA1181 points.

For trains travelling in the wrong direction, [3] minutes engineering recovery allowance to be added for pilotman's instructions, [10] minutes engineering recovery allowance to be added for a backshunt, [4] minutes to be added for running at reduced speed (50mph where possible), [2] minutes engineering recovery allowance to be added for cautioning past each worksite and [1] minute engineering recovery allowance to be added for setting down pilotman.

For trains travelling in the right direction, [2] minutes engineering recovery allowance to be added for cautioning past each worksite.

A further [2] minutes engineering recovery allowance to be added to trains travelling in both directions for cautioning over level crossings on local control. *(This will be added to the Structure of the Amended Train Plan if known)*

**ANGLIA ROUTE - continued**

<b>Route</b>	<b>At or Between</b>	<b>Week Numbers</b>	<b>Traffic Remarks</b>
EA1540	Soham and Chippenham Jn	44 (Mon, Tue) 53 (Wed, Thu) 11 (Mon, Tue) 19 (Mon, Tue) 30 (Mon, Tue)  Up BLOCKED 2335 M-F to 0630 T-S	SINGLE LINE WORKING OVER THE DOWN. TRAINS TO BE RETIMED.

**STRUCTURE FOR THE AMENDED TRAIN PLAN**

Network Rail requires operators to prepare a revised bid.

Trains to be re-timed to travel over the Down line under Single Line Working (SLW) arrangements.

The SLW is between CA1181 points and Chippenham No.11 points.

For trains travelling in the wrong direction, [3] minutes engineering recovery allowance to be added for pilotman's instructions, [5] minutes to be added for running at reduced speed (50mph where possible), [2] minutes engineering recovery allowance to be added for cautioning past each worksite and [1] minute engineering recovery allowance to be added for setting down pilotman.

For trains travelling in the right direction, [2] minutes engineering recovery allowance to be added for cautioning past each worksite.

A further [2] minutes engineering recovery allowance to be added to trains travelling in both directions for cautioning over level crossings on local control. *(This will be added to the Structure of the Amended Train Plan if known)*

**ANGLIA ROUTE - continued**

Route	At or Between	Week Numbers	Traffic Remarks
EA1560	Ely North Jn and Manea	37 (Wed, Thu) 43 (Mon, Tue) 51 (Mon, Tue) 04 (Wed, Thu) 10 (Mon, Tue) 18 (Wed, Thu) 22 (Wed, Thu) 33 (Wed, Thu)  Down BLOCKED 2310 M-F to 0520 T-S ①	SINGLE LINE WORKING OVER THE UP. TRAINS TO BE RETIMED.

STRUCTURE FOR THE AMENDED TRAIN PLAN  
Network Rail requires operators to prepare a revised bid.

Trains to be re-timed to travel over the Up line under Single Line Working (SLW) arrangements.  
The SLW is between CA1151 points and Manea No.13 points.

For trains travelling in the wrong direction, [3] minutes engineering recovery allowance to be added for pilotman's instructions, [17] minutes to be added for running at reduced speed (50mph where possible) and cautioning past worksites and [1] minute engineering recovery allowance to be added for setting down pilotman.  
[20]

For trains travelling in the right direction, [3] minutes engineering recovery allowance to be added for pilotman's instructions, [16] minutes engineering recovery allowance to be added for cautioning past worksites and [1] minute engineering recovery allowance to be added for setting down pilotman.  
[20]

**Notes**

① Reduced times to apply throughout NLL Blockade - 01.00 Saturday 20/02/2010 to 03.00 Tuesday 01/06/2010 (Wk48-09) - Possessions to finish at 04:30.

**ANGLIA ROUTE - continued**

Route	At or Between	Week Numbers	Traffic Remarks
EA1560	Manea and Ely North Jn	37 (Mon, Tue) 43 (Wed, Thu) 51 (Wed, Thu) 04 (Mon, Tue) 10 (Wed, Thu) 18 (Mon, Tue) 22 (Mon, Tue) 33 (Mon, Tue)  Up BLOCKED 2310 M-F to 0520 T-S ①	SINGLE LINE WORKING OVER THE DOWN. TRAINS TO BE RETIMED.

STRUCTURE FOR THE AMENDED TRAIN PLAN  
Network Rail requires operators to prepare a revised bid.

Trains to be re-timed to travel over the Down line under Single Line Working (SLW) arrangements.  
The SLW is between Manea No.13 points and CA1149 points.

For trains travelling in the wrong direction, [3] minutes engineering recovery allowance to be added for pilotman's instructions, [10] minutes engineering recovery allowance to be added for a backshunt, [16] minutes to be added for running at reduced speed (50mph where possible) and cautioning past worksites and [1] minute engineering recovery allowance to be added for setting down pilotman.  
[30]

For trains travelling in the right direction, [3] minutes engineering recovery allowance to be added for pilotman's instructions, [16] minutes engineering recovery allowance to be added for cautioning past worksites and [1] minute engineering recovery allowance to be added for setting down pilotman.  
[20]

**Notes**

① Reduced times to apply throughout NLL Blockade - 01.00 Saturday 20/02/2010 to 03.00 Tuesday 01/06/2010 (Wk48-09) - Possessions to finish at 04:30.

**ANGLIA ROUTE - continued**

Route	At or Between	Week Numbers	Traffic Remarks
EA1560	Manea and March East Jn	38 (Wed, Thu) 48 (Mon, Tue) 05 (Wed, Thu) 13 (Mon, Tue) 21 (Mon, Tue) 25 (Wed, Thu) 36 (Mon, Tue)  Down BLOCKED 2310 M-F to 0520 T-S ①	SINGLE LINE WORKING OVER THE UP. TRAINS TO BE RETIMED.

STRUCTURE FOR THE AMENDED TRAIN PLAN  
Network Rail requires operators to prepare a revised bid.

Trains to be re-timed to travel over the Up line under Single Line Working (SLW) arrangements.  
The SLW is between Manea No.13 points and March No.16 points.

For trains travelling in the wrong direction, [3] minutes engineering recovery allowance to be added for pilotman's instructions, [10] minutes engineering recovery allowance to be added for a backshunt, [11] minutes to be added for running at reduced speed (50mph where possible) and cautioning past worksites and [1] minute engineering recovery allowance to be added for setting down pilotman.  
[25]

For trains travelling in the right direction, [3] minutes engineering recovery allowance to be added for pilotman's instructions, [11] minutes engineering recovery allowance to be added for cautioning past worksites and [1] minute engineering recovery allowance to be added for setting down pilotman.  
[15]

**Notes**

① Reduced times to apply throughout NLL Blockade - 01.00 Saturday 20/02/2010 to 03.00 Tuesday 01/06/2010 (Wk48-09) - Possessions to finish at 04:30

**ANGLIA ROUTE - continued**

Route	At or Between	Week Numbers	Traffic Remarks
EA1560	March South Jn and Manea	38 (Mon, Tue) 48 (Wed, Thu) 05 (Mon, Tue) 13 (Wed, Thu) 21 (Wed, Thu) 25 (Mon, Tue) 36 (Wed, Thu)  Up BLOCKED 2310 M-F to 0520 T-S ①	SINGLE LINE WORKING OVER THE DOWN. TRAINS TO BE RETIMED.

STRUCTURE FOR THE AMENDED TRAIN PLAN  
 Network Rail requires operators to prepare a revised bid.

Trains to be re-timed to travel over the Down line under Single Line Working (SLW) arrangements.  
 The SLW is between March No.xx points and Manea No.13 points.

For trains travelling in the wrong direction, [3] minutes engineering recovery allowance to be added for pilotman's instructions, [21] minutes to be added for running at reduced speed (50mph where possible) and cautioning past worksites and [1] minute engineering recovery allowance to be added for setting down pilotman.  
 [25]

For trains travelling in the right direction, [3] minutes engineering recovery allowance to be added for pilotman's instructions, [11] minutes engineering recovery allowance to be added for cautioning past worksites and [1] minute engineering recovery allowance to be added for setting down pilotman.  
 [15]

**Notes**

① Reduced times to apply throughout NLL Blockade - 01.00 Saturday 20/02/2010 to 03.00 Tuesday 01/06/2010 (Wk48-09) - Possessions to finish at 04:30

**ANGLIA ROUTE - continued**

Route	At or Between	Week Numbers	Traffic Remarks
EA1560	March West Jn and Whittlesea	50 (Mon, Tue) 06 (Wed, Thu) 14 (Mon, Tue) 26 (Wed, Thu)  Down BLOCKED 2250 M-F to 0535 T-S ①	SINGLE LINE WORKING OVER THE UP. TRAINS TO BE RETIMED.

STRUCTURE FOR THE AMENDED TRAIN PLAN  
Network Rail requires operators to prepare a revised bid.

Trains to be re-timed to travel over the Up line under Single Line Working (SLW) arrangements.  
The SLW is between March No.28 points and Whittlesea No.17 points.

For trains travelling in the wrong direction, [3] minutes engineering recovery allowance to be added for pilotman's instructions, [10] minutes engineering recovery allowance to be added for a backshunt, [16] minutes to be added for running at reduced speed (50mph where possible) and cautioning past worksites and [1] minute engineering recovery allowance to be added for setting down pilotman.  
[30]

For trains travelling in the right direction, [3] minutes engineering recovery allowance to be added for pilotman's instructions, [16] minutes engineering recovery allowance to be added for cautioning past worksites and [1] minute engineering recovery allowance to be added for setting down pilotman.  
[20]

**Notes**

① Reduced times to apply throughout NLL Blockade - 01.00 Saturday 20/02/2010 to 03.00 Tuesday 01/06/2010 (Wk48-09) - Possessions to finish at 04:30

**ANGLIA ROUTE - continued**

Route	At or Between	Week Numbers	Traffic Remarks
EA1560	Whittlesea and March West Jn	40 (Mon, Tue) 50 (Wed, Thu) 06 (Mon, Tue) 14 (Wed, Thu) 26 (Mon, Tue)  Up BLOCKED 2250 M-F to 0535 T-S ①	SINGLE LINE WORKING OVER THE DOWN. TRAINS TO BE RETIMED.

STRUCTURE FOR THE AMENDED TRAIN PLAN  
Network Rail requires operators to prepare a revised bid.

Trains to be re-timed to travel over the Down line under Single Line Working (SLW) arrangements.  
The SLW is between Whittlesea No.16 points and March No.28 points.

For trains travelling in the wrong direction, [3] minutes engineering recovery allowance to be added for pilotman's instructions, [21] minutes to be added for running at reduced speed (50mph where possible) and cautioning past worksites and [1] minute engineering recovery allowance to be added for setting down pilotman.  
[25]

For trains travelling in the right direction, [3] minutes engineering recovery allowance to be added for pilotman's instructions, [16] minutes engineering recovery allowance to be added for cautioning past worksites and [1] minute engineering recovery allowance to be added for setting down pilotman.  
[20]

**Notes**

① Reduced times to apply throughout NLL Blockade - 01.00 Saturday 20/02/2010 to 03.00 Tuesday 01/06/2010 (Wk48-09) - Possessions to finish at 04:30

**ANGLIA ROUTE - continued**

Route	At or Between	Week Numbers	Traffic Remarks
EA1560	Whittlesea and Peterborough East Jn	41 (Wed, Thu) 01 (Mon, Tue) 07 (Wed, Thu) 15 (Mon, Tue) 27 (Wed, Thu)  Down BLOCKED 2250 M-F to 0540 T-S ①	SINGLE LINE WORKING OVER THE UP. TRAINS TO BE RETIMED.

**STRUCTURE FOR THE AMENDED TRAIN PLAN**

Network Rail requires operators to prepare a revised bid.

Trains to be re-timed to travel over the Up line under Single Line Working (SLW) arrangements.  
The SLW is between Whittlesea No.16 points and P1386 points.

For trains travelling in the wrong direction, [3] minutes engineering recovery allowance to be added for pilotman's instructions, [21] minutes to be added for running at reduced speed (50mph where possible) and cautioning past worksites and [1] minute engineering recovery allowance to be added for setting down pilotman.  
[25]

For trains travelling in the right direction, [3] minutes engineering recovery allowance to be added for pilotman's instructions, [16] minutes engineering recovery allowance to be added for cautioning past worksites and [1] minute engineering recovery allowance to be added for setting down pilotman.  
[20]

**Notes**

① Reduced times to apply throughout NLL Blockade - 01.00 Saturday 20/02/2010 to 03.00 Tuesday 01/06/2010 (Wk48-09) - Possessions to finish at 04:30

**ANGLIA ROUTE - continued**

<b>Route</b>	<b>At or Between</b>	<b>Week Numbers</b>	<b>Traffic Remarks</b>
EA1560	Peterborough East Jn and Whittlesea	41 (Mon, Tue) 01 (Wed, Thu) 07 (Mon, Tue) 15 (Wed, Thu) 27 (Mon, Tue)  Up BLOCKED 2250 M-F to 0540 T-S ①	SINGLE LINE WORKING OVER THE DOWN. TRAINS TO BE RETIMED.

**STRUCTURE FOR THE AMENDED TRAIN PLAN**

Network Rail requires operators to prepare a revised bid.

Trains to be re-timed to travel over the Down line under Single Line Working (SLW) arrangements.  
The SLW is between P1386 points and Whittlesea No.17 points.

For trains travelling in the wrong direction, [3] minutes engineering recovery allowance to be added for pilotman's instructions, [21] minutes to be added for running at reduced speed (50mph where possible) and cautioning past worksites and [1] minute engineering recovery allowance to be added for setting down pilotman.  
[25]

For trains travelling in the right direction, [3] minutes engineering recovery allowance to be added for pilotman's instructions, [16] minutes engineering recovery allowance to be added for cautioning past worksites and [1] minute engineering recovery allowance to be added for setting down pilotman.  
[20]

**Notes**

① Reduced times to apply throughout NLL Blockade - 01.00 Saturday 20/02/2010 to 03.00 Tuesday 01/06/2010 (Wk48-09) - Possessions to finish at 04:30

**INTER-TERRITORY**

<b>Route</b>	<b>At or Between</b>	<b>Week Numbers</b>	<b>Traffic Remarks</b>
MD101	Camden Jn and Wembley Central	42, 48, 01, 07, 13, 19, 25, 31 Down and Up Slow/ Down and Up North London Line BLOCKED 2330 M-Th to 0500 T-F	2300 TO 0100 AT CAMDEN SOUTH JN ACCESS TO BE MAINTAINED TO/FROM DC LINES. 0100 TO 0500 TWTHF EXTEND INTO EUSTON PLATS 8-11, LINES B&C & DC LINES. 2300 TO 0500 NO ACCESS BUSHEY SLOW LINE PLATFORMS.
MD140/ MD101	Bourne End and Hanslope  Bletchley East and Forders	38, 44, 50, 03, 09, 15, 21, 27, 33 Down and Up Slow/ Down and Up Bedford Lines	
MD140	Bletchley East Jn and Bedford	40, 46, 52, 05, 11, 17, 23, 29, 35 Down and Up Bedford Lines	